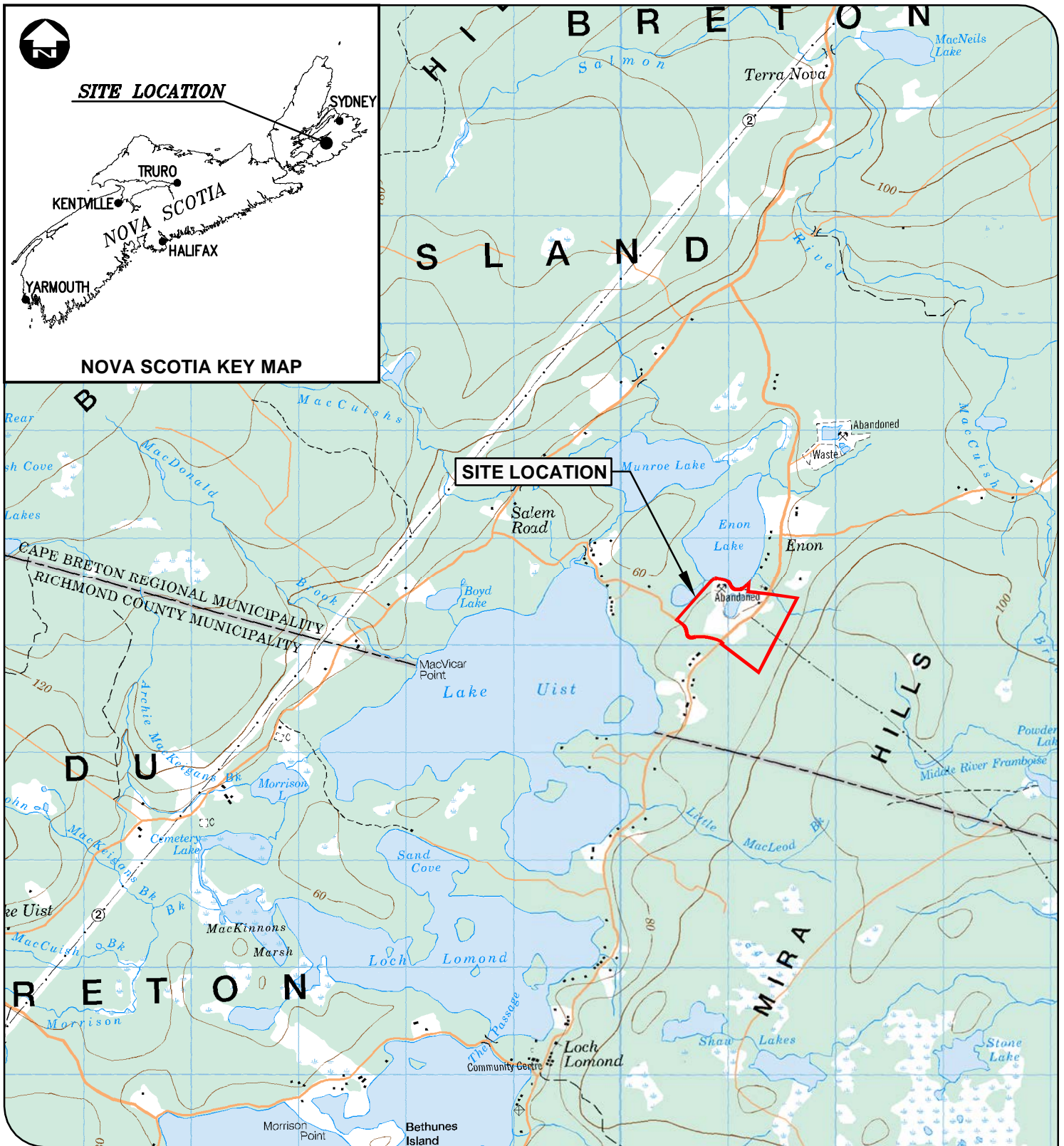


# Appendix A


## *Figures*





**BUILD NOVA SCOTIA  
LAKE ENON FORMER MILL SITE  
HUMAN HEALTH AND ECOLOGICAL  
RISK ASSESSMENT**

SITE LOCATION MAP  
FIGURE 1

 **STUDY BOUNDARY**



MAP/DRAWING INFORMATION  
National Topographic System Mapsheet 21A/02.

CREATED BY: TLR  
CHECKED BY: LJM  
DESIGNED BY: RJE

File Location:  
c:\pw working directory\projects  
2022\dillon\_50tr\dms98974\223723-05-03\_fig1.dwg  
October, 24, 2023 6:45 PM



PROJECT: 22-3723

DATE: JANUARY 2025



# BUILD NOVA SCOTIA LAKE ENON FORMER MILL SITE HUMAN HEALTH AND ECOLOGICAL RISK ASSESSMENT

SITE PLAN AND STUDY BOUNDARY  
FIGURE 2

- STUDY BOUNDARY
- ASSESSMENT PROPERTIES
- PROPERTY LINE
- BERM
- DRAINAGE DITCH
- BROOK
- CULVERT
- OUTFALL
- VERTICAL DRAIN
- STEEP SLOPE
- AECs (AREA OF ENVIRONMENTAL CONCERN)



MAP/DRAWING INFORMATION  
GeoNOVA Civic Address Finder, Nova Scotia Property Online and Bing Maps. Property lines are approximate only. This is not a legal survey.

CREATED BY: TLR  
CHECKED BY: LJM  
DESIGNED BY: RJE

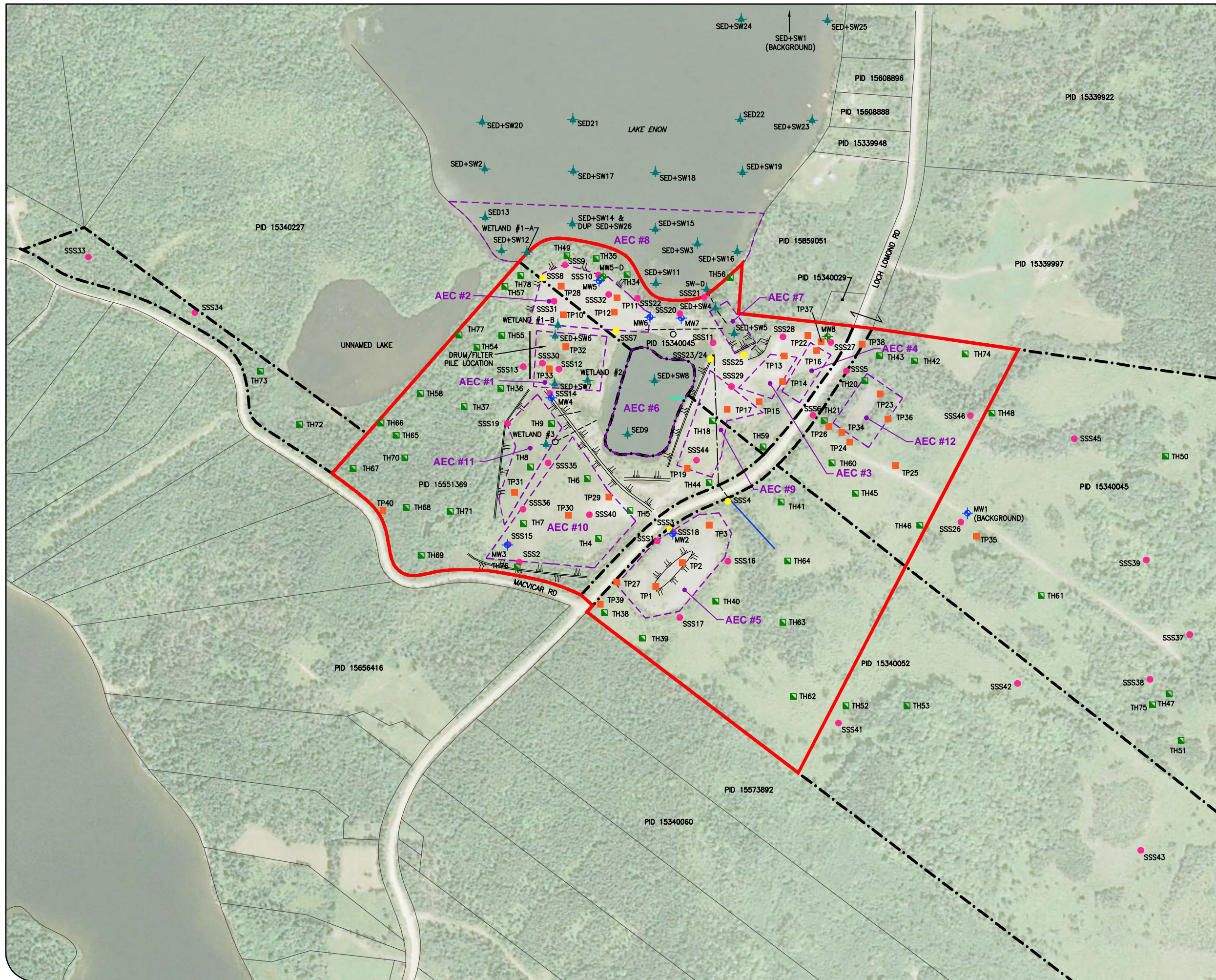
File Location:  
c:\pw working directory\projects  
2022\dillon\_50tr\dms98974\223723-05-03\_fig2.dwg  
October, 24, 2023 8:13 PM



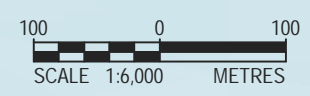
PROJECT: 22-3723  
DATE: JANUARY 2025

# BUILD NOVA SCOTIA LAKE ENON FORMER MILL SITE HUMAN HEALTH AND ECOLOGICAL RISK ASSESSMENT

SITE SAMPLES  
FIGURE 3



- STUDY BOUNDARY
- ASSESSMENT PROPERTIES
- PROPERTY LINE
- BERM
- DRAINAGE DITCH
- BROOK
- CULVERT
- OUTFALL
- VERTICAL DRAIN
- STEEP SLOPE
- AECs (AREA OF POTENTIAL ENVIRONMENTAL CONCERN)
- MONITORING WELL
- DEEP MONITORING WELL
- SED+SWIMENT AND/OR SURFACE WATER SAMPLE LOCATION
- TEST PIT
- TEST HOLE
- ARD SHALLOW TEST HOLE
- SURFACE SOIL SAMPLE



MAP/DRAWING INFORMATION  
GeoNOVA Civic Address Finder, Nova Scotia Property Online and Bing Maps. Property lines are approximate only. This is not a legal survey.

CREATED BY: TLR  
CHECKED BY: LJM  
DESIGNED BY: RJE

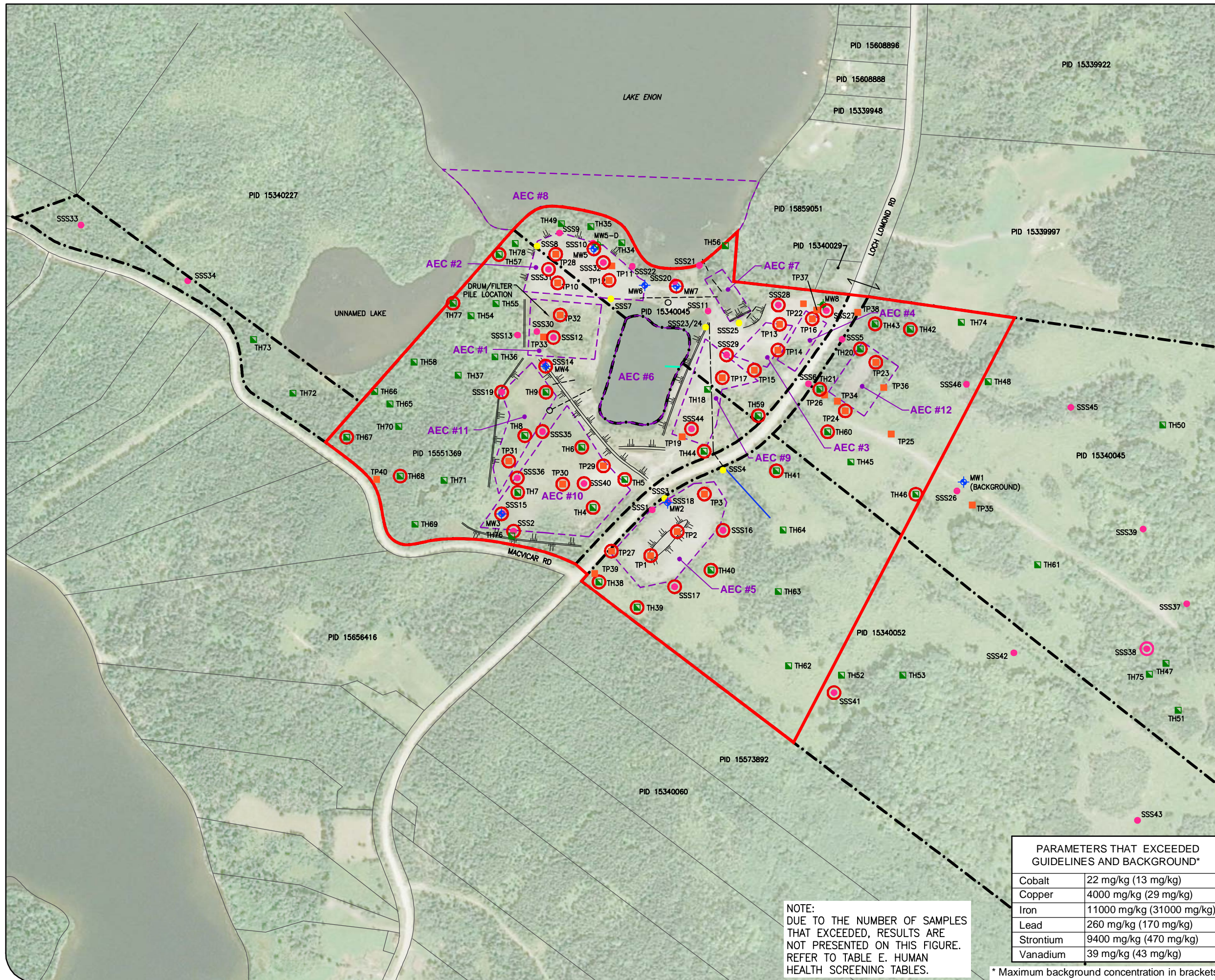
File Location:  
c:\pw working directory\projects  
2022\dillon\_50tr\dms98974\223723-05-03\_fig3.dwg  
October, 27, 2023 10:05 AM



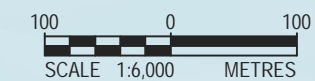
PROJECT: 22-3723  
DATE: JANUARY 2025

# BUILD NOVA SCOTIA LAKE ENON FORMER MILL SITE HUMAN HEALTH AND ECOLOGICAL RISK ASSESSMENT

METAL EXCEEDANCES OF HUMAN HEALTH  
BASED SOIL GUIDELINES AND  
BACKGROUND (COMMERCIAL LAND USE  
DIRECT CONTACT - ALL SOIL DEPTHS)  
FIGURE 4



- STUDY BOUNDARY
- ASSESSMENT PROPERTIES
- PROPERTY LINE
- BERM
- DRAINAGE DITCH
- BROOK
- CULVERT
- OUTFALL
- VERTICAL DRAIN
- STEEP SLOPE
- AECs (AREA OF POTENTIAL ENVIRONMENTAL CONCERN)
- + MONITORING WELL
- + DEEP MONITORING WELL
- TEST PIT
- TEST HOLE
- ARD SHALLOW TEST HOLE
- SURFACE SOIL SAMPLE
- METAL EXCEEDANCES IN SOIL



MAP/DRAWING INFORMATION  
GeoNOVA Civic Address Finder, Nova Scotia Property  
Online and Bing Maps. Property lines are approximate  
only. This is not a legal survey.

CREATED BY: TLR  
CHECKED BY: NJW  
DESIGNED BY: BCT  
File Location:  
c:\pw working directory\projects  
2022\dillon\_50th\dms98974\223723-05-03\_fig4.dwg  
October, 27, 2023 10:07 AM

| PARAMETERS THAT EXCEEDED GUIDELINES AND BACKGROUND* |                           |
|---|---------------------------|
| Cobalt  | 22 mg/kg (13 mg/kg)       |
| Copper  | 4000 mg/kg (29 mg/kg)     |
| Iron  | 11000 mg/kg (31000 mg/kg) |
| Lead  | 260 mg/kg (170 mg/kg)     |
| Strontium   | 9400 mg/kg (470 mg/kg)    |
| Vanadium  | 39 mg/kg (43 mg/kg)       |

\* Maximum background concentration in brackets

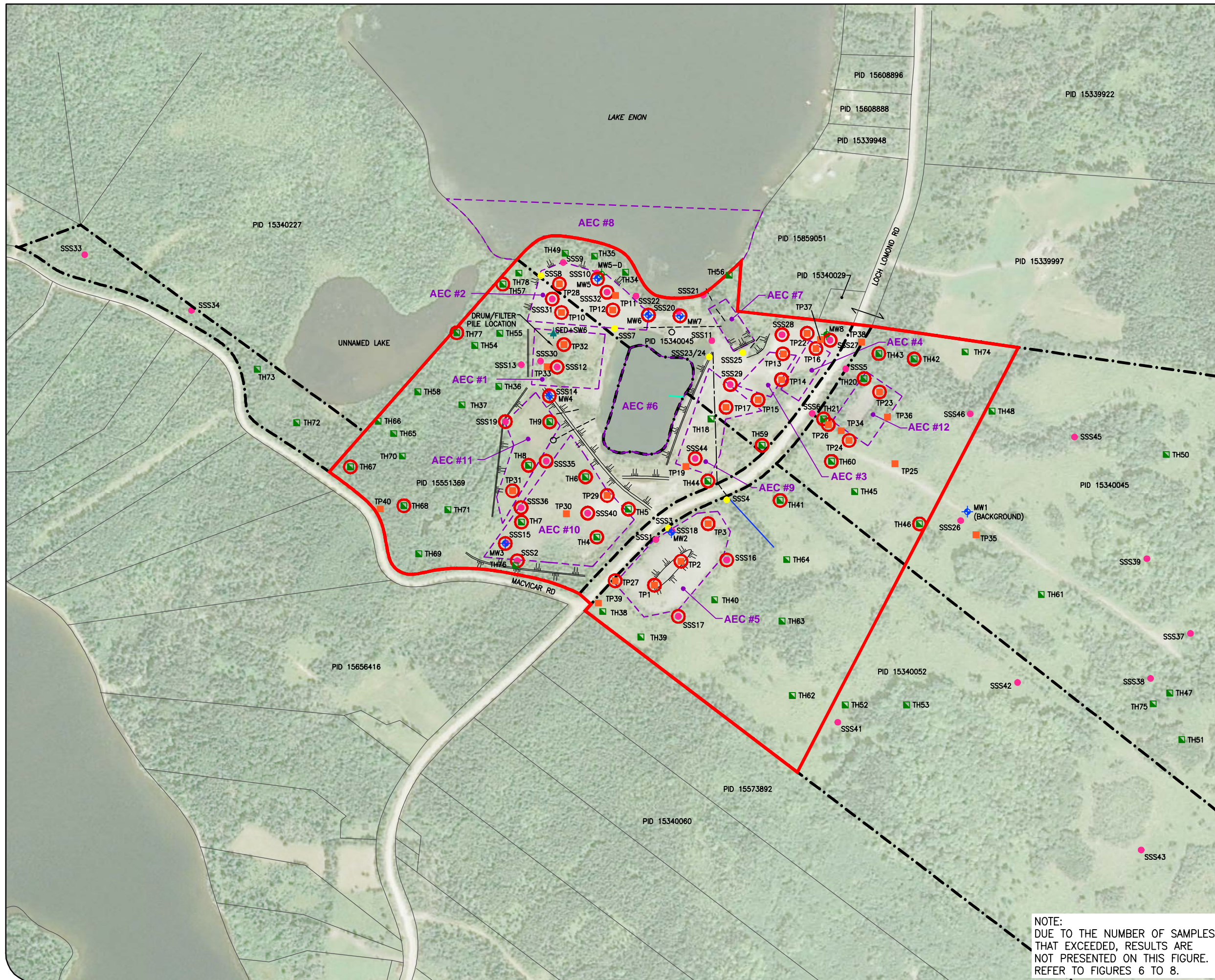
NOTE:  
DUE TO THE NUMBER OF SAMPLES  
THAT EXCEEDED, RESULTS ARE  
NOT PRESENTED ON THIS FIGURE.  
REFER TO TABLE E. HUMAN  
HEALTH SCREENING TABLES.



PROJECT: 22-3723  
DATE: JANUARY 2025

# BUILD NOVA SCOTIA LAKE ENON FORMER MILL SITE HUMAN HEALTH AND ECOLOGICAL RISK ASSESSMENT

METAL EXCEEDANCES OF HUMAN  
HEALTH BASED SOIL GUIDELINES AND  
BACKGROUND (COMMERCIAL LAND USE  
DIRECT CONTACT - SURFACE SOIL)  
FIGURE 5



- STUDY BOUNDARY
- ASSESSMENT PROPERTIES
- PROPERTY LINE
- BERM
- DRAINAGE DITCH
- BROOK
- CULVERT
- OUTFALL
- VERTICAL DRAIN
- STEEP SLOPE
- AECs (AREA OF POTENTIAL ENVIRONMENTAL CONCERN)
- + MONITORING WELL
- + DEEP MONITORING WELL
- TEST PIT
- TEST HOLE
- ARD SHALLOW TEST HOLE
- SURFACE SOIL SAMPLE
- METAL EXCEEDANCES IN SOIL



MAP/DRAWING INFORMATION  
GeoNOVA Civic Address Finder, Nova Scotia Property  
Online and Bing Maps. Property lines are approximate  
only. This is not a legal survey.

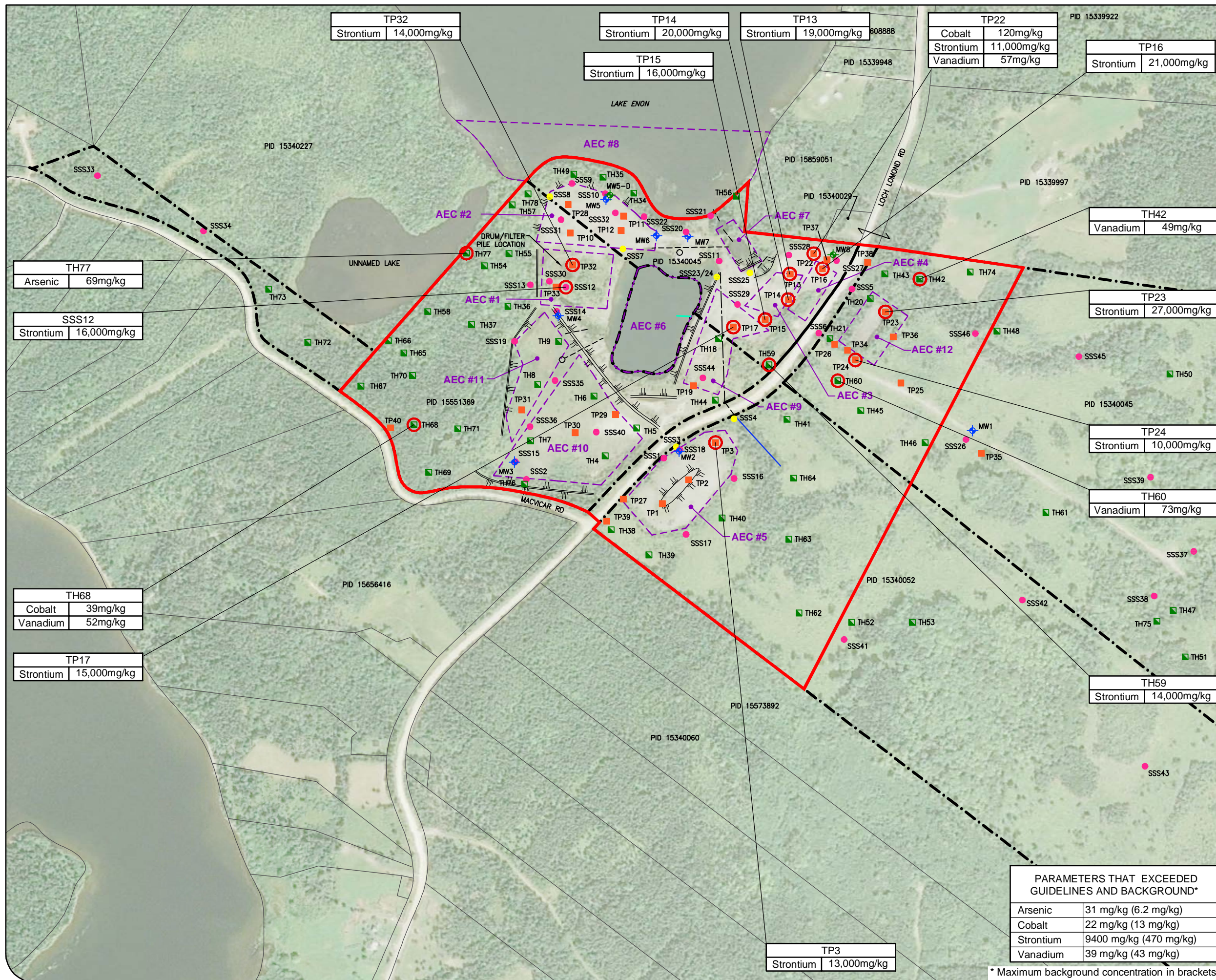
CREATED BY: TLR  
CHECKED BY: NJW  
DESIGNED BY: BCT

File Location:  
c:\pw working directory\projects  
2022\dillon\_50tr\dms98974\223723-05-03\_fig5.dwg  
October, 27, 2023 10:22 AM



PROJECT: 22-3723  
DATE: JANUARY 2025

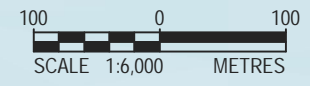
NOTE:  
DUE TO THE NUMBER OF SAMPLES  
THAT EXCEEDED, RESULTS ARE  
NOT PRESENTED ON THIS FIGURE.  
REFER TO FIGURES 6 TO 8.



## BUILD NOVA SCOTIA LAKE ENON FORMER MILL SITE HUMAN HEALTH AND ECOLOGICAL RISK ASSESSMENT

METAL EXCEEDANCES OF HUMAN  
HEALTH BASED SOIL GUIDELINES  
AND BACKGROUND EXCLUDING LEAD  
(COMMERCIAL LAND USE DIRECT  
CONTACT - SURFACE SOIL)  
FIGURE 6

- STUDY BOUNDARY
- ASSESSMENT PROPERTIES
- PROPERTY LINE
- BERM
- DRAINAGE DITCH
- BROOK
- CULVERT
- OUTFALL
- VERTICAL DRAIN
- STEEP SLOPE
- AECs (AREA OF POTENTIAL ENVIRONMENTAL CONCERN)
- + MONITORING WELL
- + DEEP MONITORING WELL
- TEST PIT
- TEST HOLE
- ARD SHALLOW TEST HOLE
- SURFACE SOIL SAMPLE
- METAL EXCEEDANCES IN SOIL



MAP/DRAWING INFORMATION  
GeoNOVA Civic Address Finder, Nova Scotia Property  
Online and Bing Maps. Property lines are approximate  
only. This is not a legal survey.

CREATED BY: TLR  
CHECKED BY: NJW  
DESIGNED BY: BCT

File Location:  
c:\pwworking\directory\projects  
2022\dillon\_50th\dms98974\223723-05-03\_fig6.dwg  
October, 27, 2023 10:26 AM

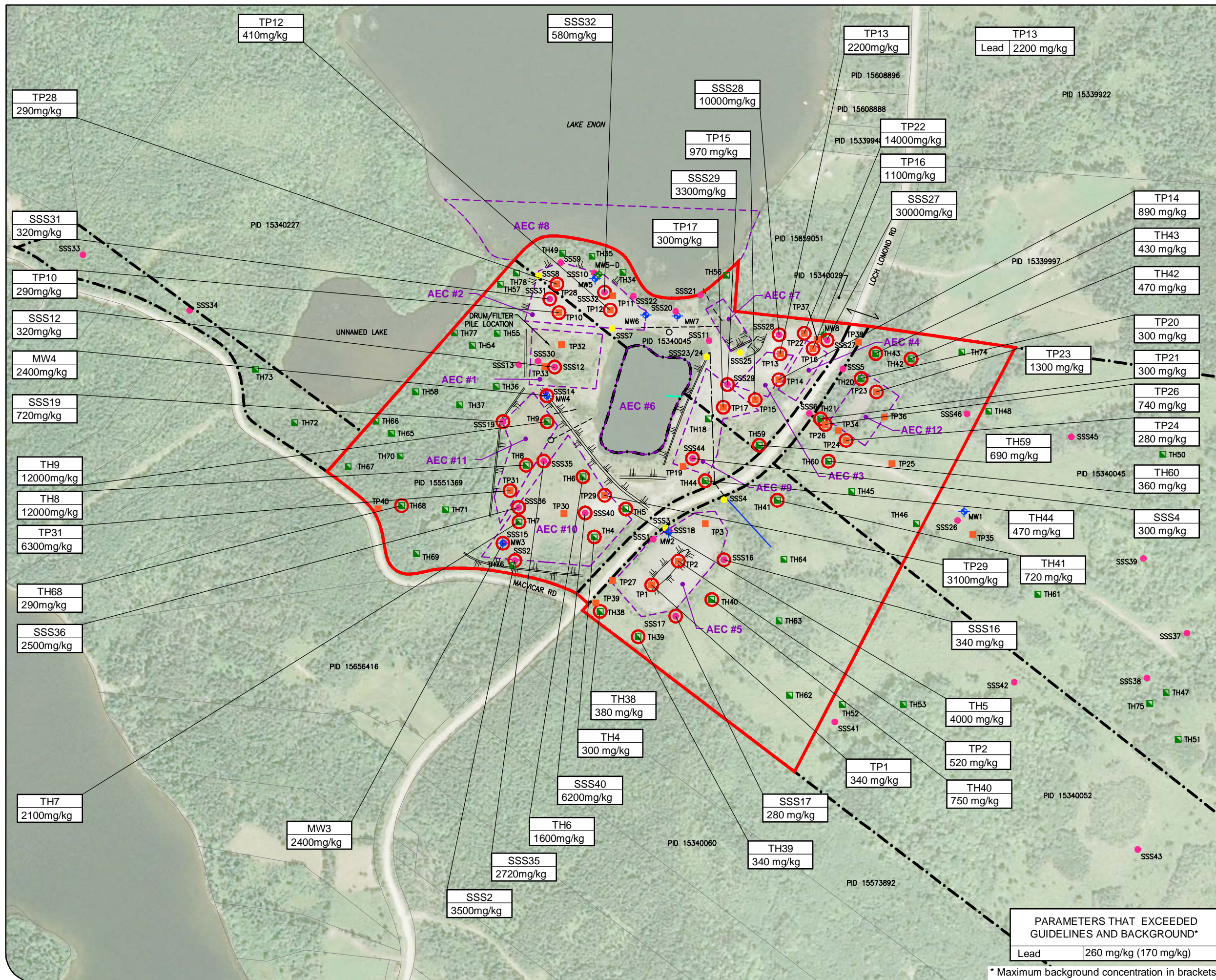
| PARAMETERS THAT EXCEEDED<br>GUIDELINES AND BACKGROUND* |                        |
|--|------------------------|
| Arsenic  | 31 mg/kg (6.2 mg/kg)   |
| Cobalt   | 22 mg/kg (13 mg/kg)    |
| Strontium  | 9400 mg/kg (470 mg/kg) |
| Vanadium   | 39 mg/kg (43 mg/kg)    |

\* Maximum background concentration in brackets



# BUILD NOVA SCOTIA LAKE ENON FORMER MILL SITE HUMAN HEALTH AND ECOLOGICAL RISK ASSESSMENT

## LEAD EXCEEDANCES OF HUMAN HEALTH BASED SOIL GUIDELINES AND BACKGROUND (COMMERCIAL LAND USE DIRECT CONTACT - SURFACE SOIL) FIGURE 7



- STUDY BOUNDARY
- ASSESSMENT PROPERTIES
- PROPERTY LINE
- BERM
- DRAINAGE DITCH
- BROOK
- CULVERT
- OUTFALL
- VERTICAL DRAIN
- AECs (AREA OF POTENTIAL ENVIRONMENTAL CONCERN)
- + MONITORING WELL
- + DEEP MONITORING WELL
- TEST PIT
- TEST HOLE
- ARD SHALLOW TEST HOLE
- SURFACE SOIL SAMPLE
- METAL EXCEEDANCES IN SOIL



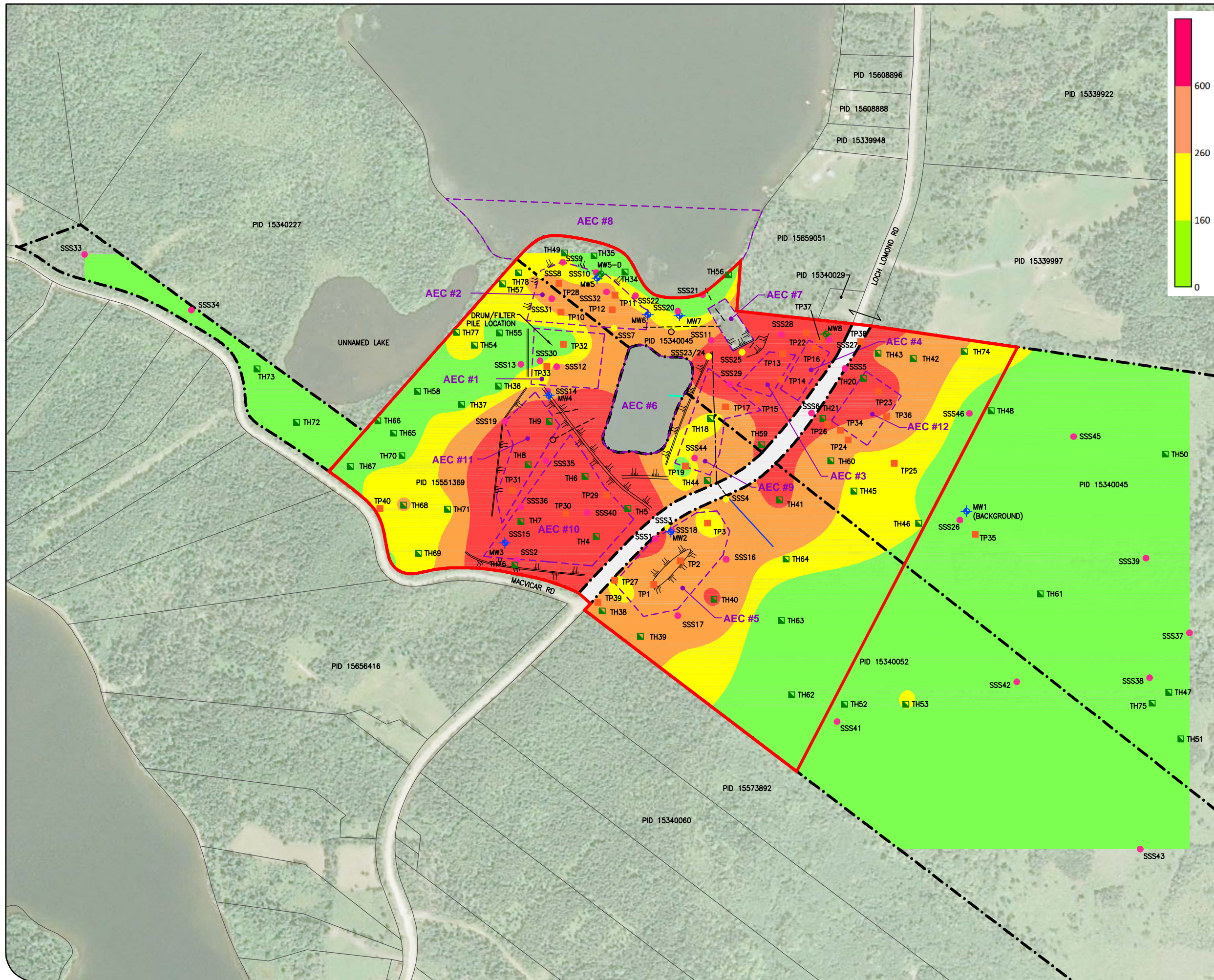
MAP/DRAWING INFORMATION  
GeoNOVA Civic Address Finder, Nova Scotia Property Online and Bing Maps. Property lines are approximate only. This is not a legal survey.

CREATED BY: TLR  
CHECKED BY: NJW  
DESIGNED BY: BCT  
File Location:  
c:\pwworking\directory\projects  
2022\dillon\_50ttr\dms98974\223723-05-03\_fig7.dwg  
October, 27, 2023 10:27 AM

PARAMETERS THAT EXCEEDED  
GUIDELINES AND BACKGROUND\*  
Lead 260 mg/kg (170 mg/kg)

\* Maximum background concentration in brackets

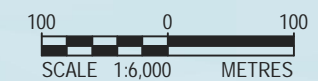




# BUILD NOVA SCOTIA LAKE ENON FORMER MILL SITE HUMAN HEALTH AND ECOLOGICAL RISK ASSESSMENT

## LEAD CONTOURS FIGURE 8

- STUDY BOUNDARY
- ASSESSMENT PROPERTIES
- PROPERTY LINE
- BERM
- DRAINAGE DITCH
- BROOK
- CULVERT
- OUTFALL
- VERTICAL DRAIN
- STEEP SLOPE
- AECs (AREA OF POTENTIAL ENVIRONMENTAL CONCERN)
- MONITORING WELL
- DEEP MONITORING WELL
- TEST PIT
- TEST HOLE
- ARD SHALLOW TEST HOLE
- SURFACE SOIL SAMPLE



MAP/DRAWING INFORMATION  
GeoNOVA Civic Address Finder, Nova Scotia Property Online and Bing Maps. Property lines are approximate only. This is not a legal survey.

CREATED BY: TLR  
CHECKED BY: NJW  
DESIGNED BY: BCT

File Location:  
c:\pw working directory\projects  
2022\dillon\_50tr\dms98974\223723-05-03\_fig8.dwg  
October, 26, 2023 8:49 PM



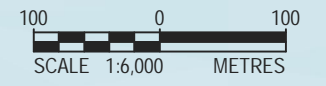
PROJECT: 22-3723  
DATE: JANUARY 2025



**BUILD NOVA SCOTIA  
LAKE ENON FORMER MILL SITE  
HUMAN HEALTH AND ECOLOGICAL  
RISK ASSESSMENT**

**SITE CONTOUR AND ELEVATION MAP  
FIGURE 9**

- STUDY BOUNDARY
- ASSESSMENT PROPERTIES
- PROPERTY LINE
- DRAINAGE DITCH
- BROOK
- CULVERT
- OUTFALL
- VERTICAL DRAIN
- + MONITORING WELL
- + DEEP MONITORING WELL
- 100 CONTOUR (m)



MAP/DRAWING INFORMATION  
GeoNOVA Civic Address Finder, Nova Scotia Property Online and Bing Maps. Property lines are approximate only. This is not a legal survey.

CREATED BY: TLR  
CHECKED BY: NJW  
DESIGNED BY: BCT

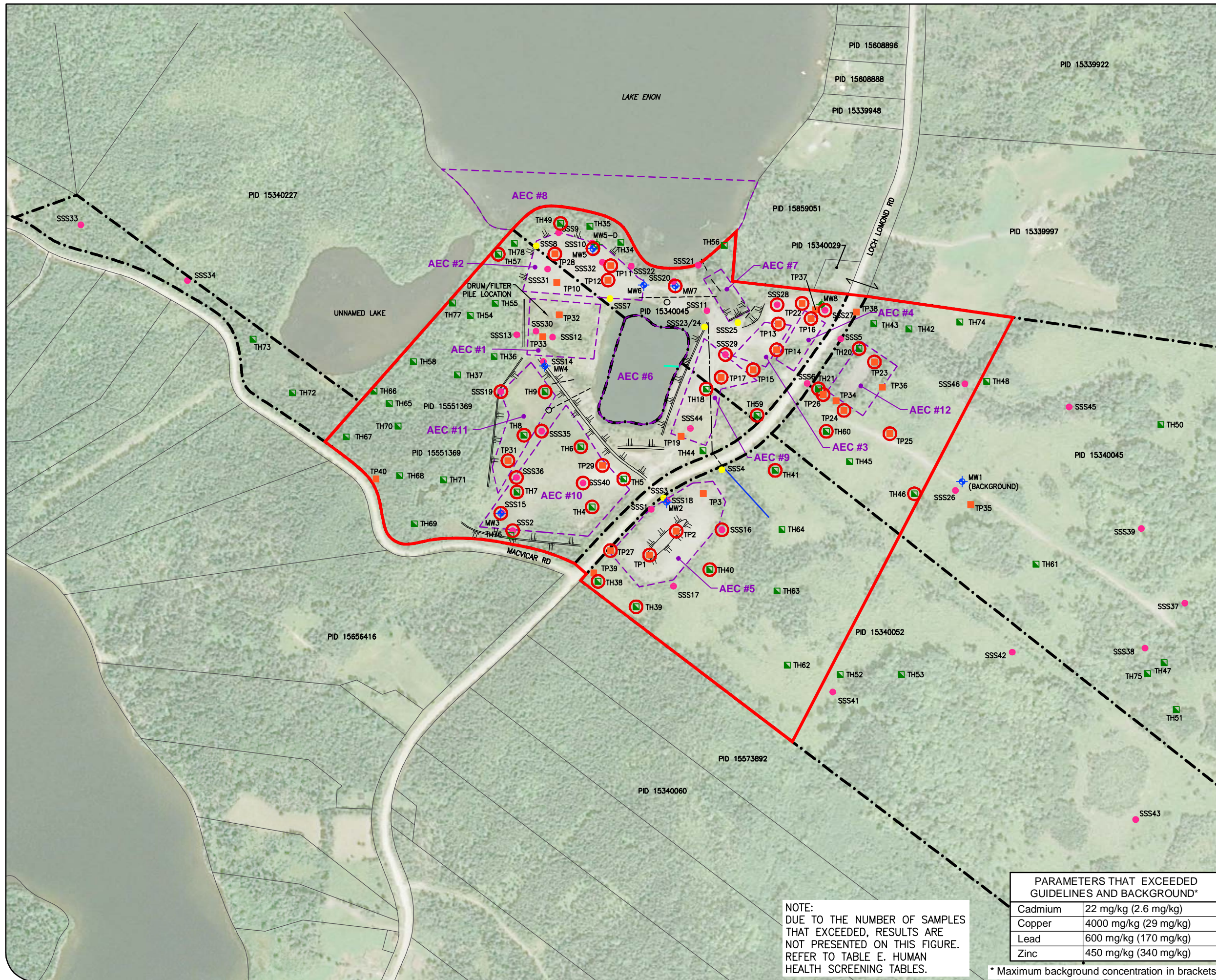
File Location:  
c:\pw working directory\projects  
2022\dillon\_50tr\dms98974\223723-05-03\_fig9.dwg  
October, 26, 2023 8:31 PM



PROJECT: 22-3723  
DATE: JANUARY 2025

# BUILD NOVA SCOTIA LAKE ENON FORMER MILL SITE HUMAN HEALTH AND ECOLOGICAL RISK ASSESSMENT

METAL EXCEEDANCES OF VEGETATION  
AND SOIL INVERTEBRATE HEALTH BASED  
SOIL GUIDELINES AND BACKGROUND  
(COMMERCIAL LAND USE - DIRECT  
CONTACT)  
FIGURE 10



- STUDY BOUNDARY
- ASSESSMENT PROPERTIES
- PROPERTY LINE
- BERM
- DRAINAGE DITCH
- BROOK
- CULVERT
- OUTFALL
- VERTICAL DRAIN
- STEEP SLOPE
- AECs (AREA OF POTENTIAL ENVIRONMENTAL CONCERN)
- + MONITORING WELL
- + DEEP MONITORING WELL
- TEST PIT
- TEST HOLE
- ARD SHALLOW TEST HOLE
- SURFACE SOIL SAMPLE
- METAL EXCEEDANCES IN SOIL



MAP/DRAWING INFORMATION  
GeoNOVA Civic Address Finder, Nova Scotia Property  
Online and Bing Maps. Property lines are approximate  
only. This is not a legal survey.

CREATED BY: TLR  
CHECKED BY: NJW  
DESIGNED BY: BCT

File Location:  
c:\pw working directory\projects  
2022\dillon\_50tr\dms98974\223723-05-03\_fig10.dwg  
October, 27, 2023 8:59 AM

| PARAMETERS THAT EXCEEDED GUIDELINES AND BACKGROUND* |                       |
|---|-----------------------|
| Cadmium   | 22 mg/kg (2.6 mg/kg)  |
| Copper  | 4000 mg/kg (29 mg/kg) |
| Lead  | 600 mg/kg (170 mg/kg) |
| Zinc  | 450 mg/kg (340 mg/kg) |

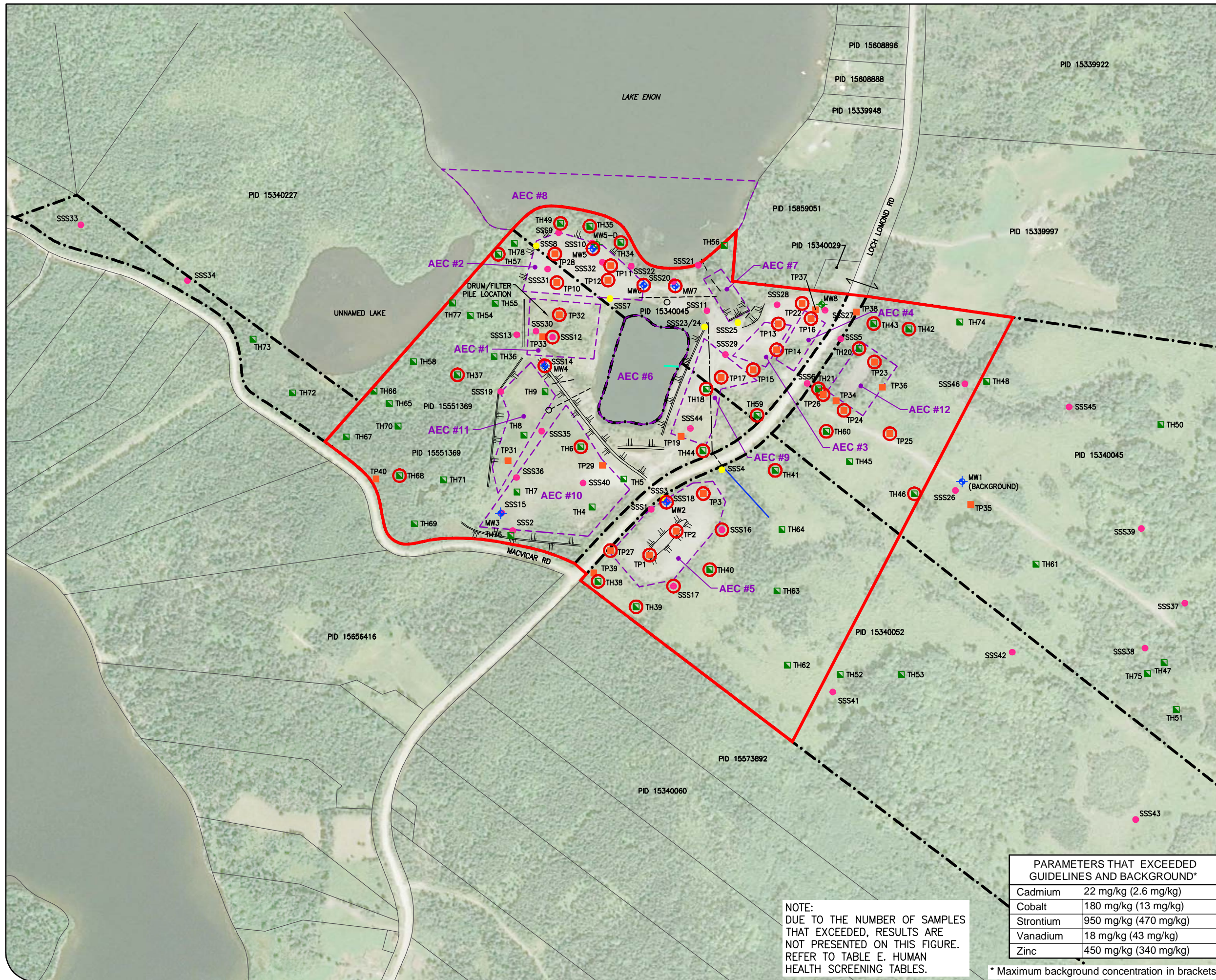
NOTE:  
DUE TO THE NUMBER OF SAMPLES  
THAT EXCEEDED, RESULTS ARE  
NOT PRESENTED ON THIS FIGURE.  
REFER TO TABLE E. HUMAN  
HEALTH SCREENING TABLES.

\* Maximum background concentration in brackets



# BUILD NOVA SCOTIA LAKE ENON FORMER MILL SITE HUMAN HEALTH AND ECOLOGICAL RISK ASSESSMENT

METAL EXCEEDANCES (EXCLUDING LEAD) OF AVIAN AND MAMMALIAN HEALTH BASED SOIL GUIDELINES AND BACKGROUND (COMMERCIAL LAND USE - SOIL AND FOOD INGESTION) FIGURE 11



- STUDY BOUNDARY
- ASSESSMENT PROPERTIES
- PROPERTY LINE
- BERM
- DRAINAGE DITCH
- BROOK
- CULVERT
- OUTFALL
- VERTICAL DRAIN
- STEEP SLOPE
- AECs (AREA OF POTENTIAL ENVIRONMENTAL CONCERN)
- + MONITORING WELL
- + DEEP MONITORING WELL TEST
- PIT
- TEST HOLE
- ARD SHALLOW TEST HOLE
- SURFACE SOIL SAMPLE
- METAL EXCEEDANCES IN SOIL



MAP/DRAWING INFORMATION  
GeoNOVA Civic Address Finder, Nova Scotia Property Online and Bing Maps. Property lines are approximate only. This is not a legal survey.

CREATED BY: TLR  
CHECKED BY: NJW  
DESIGNED BY: BCT

File Location:  
c:\pw working directory\projects  
2022\dillon\_50tr\dms98974\223723-05-03\_fig11.dwg  
October, 27, 2023 9:03 AM

| PARAMETERS THAT EXCEEDED GUIDELINES AND BACKGROUND* |                       |
|---|-----------------------|
| Cadmium   | 22 mg/kg (2.6 mg/kg)  |
| Cobalt  | 180 mg/kg (13 mg/kg)  |
| Strontium   | 950 mg/kg (470 mg/kg) |
| Vanadium  | 18 mg/kg (43 mg/kg)   |
| Zinc  | 450 mg/kg (340 mg/kg) |

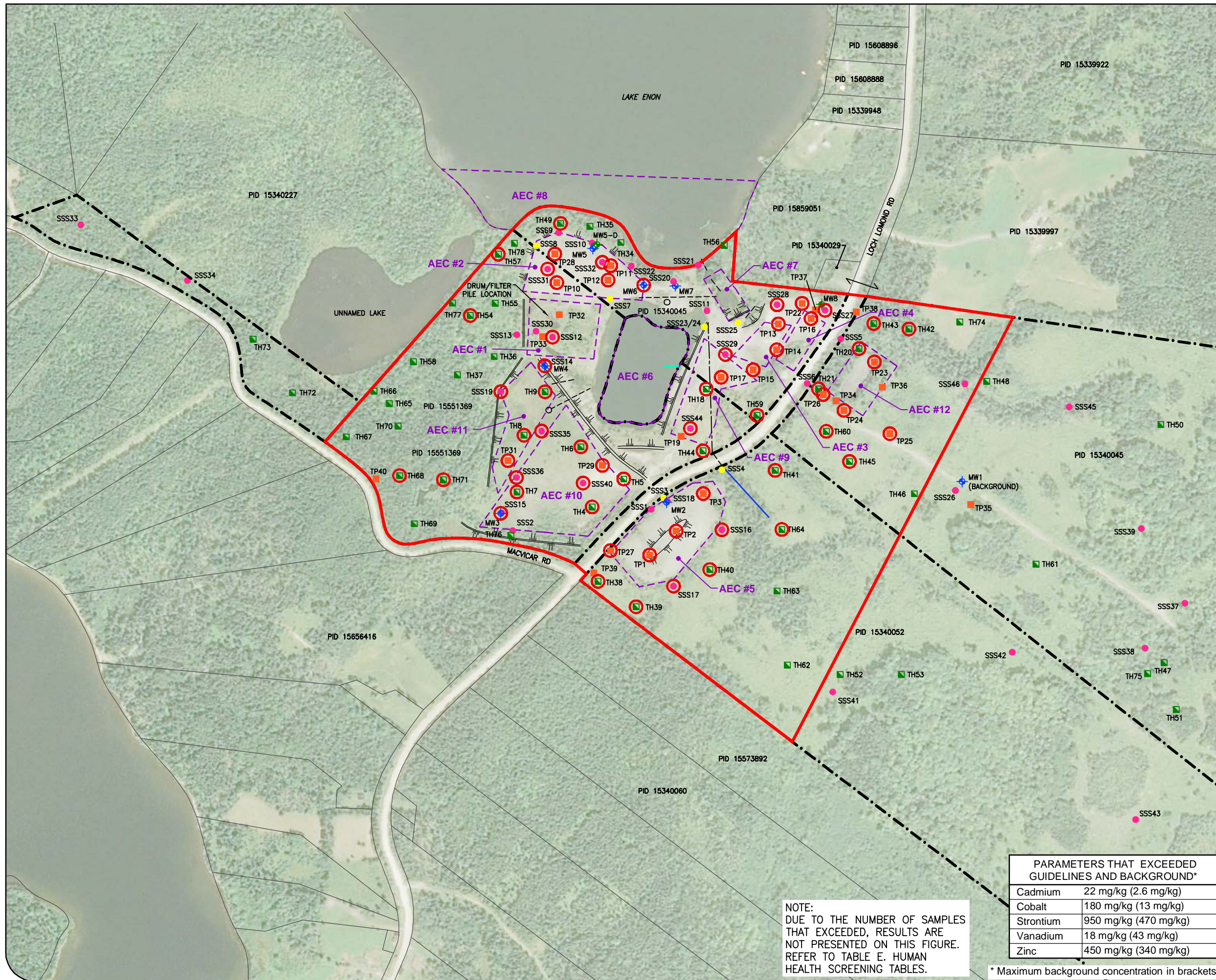
NOTE:  
DUE TO THE NUMBER OF SAMPLES THAT EXCEEDED, RESULTS ARE NOT PRESENTED ON THIS FIGURE. REFER TO TABLE E. HUMAN HEALTH SCREENING TABLES.

\* Maximum background concentration in brackets

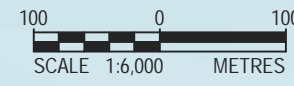


# BUILD NOVA SCOTIA LAKE ENON FORMER MILL SITE HUMAN HEALTH AND ECOLOGICAL RISK ASSESSMENT

LEAD EXCEEDANCES OF AVIAN AND MAMMALIAN HEALTH BASED SOIL GUIDELINES AND BACKGROUND (COMMERCIAL LAND USE - SOIL AND FOOD INGESTION)  
FIGURE 12



- STUDY BOUNDARY
- ASSESSMENT PROPERTIES
- PROPERTY LINE
- BERM
- DRAINAGE DITCH
- BROOK
- CULVERT
- OUTFALL
- VERTICAL DRAIN
- STEEP SLOPE
- AECs (AREA OF POTENTIAL ENVIRONMENTAL CONCERN)
- + MONITORING WELL
- + DEEP MONITORING WELL
- TEST PIT
- TEST HOLE
- ARD SHALLOW TEST HOLE
- SURFACE SOIL SAMPLE
- METAL EXCEEDANCES IN SOIL



MAP/DRAWING INFORMATION  
GeoNOVA Civic Address Finder, Nova Scotia Property Online and Bing Maps. Property lines are approximate only. This is not a legal survey.

CREATED BY: TLR  
CHECKED BY: NJW  
DESIGNED BY: BCT

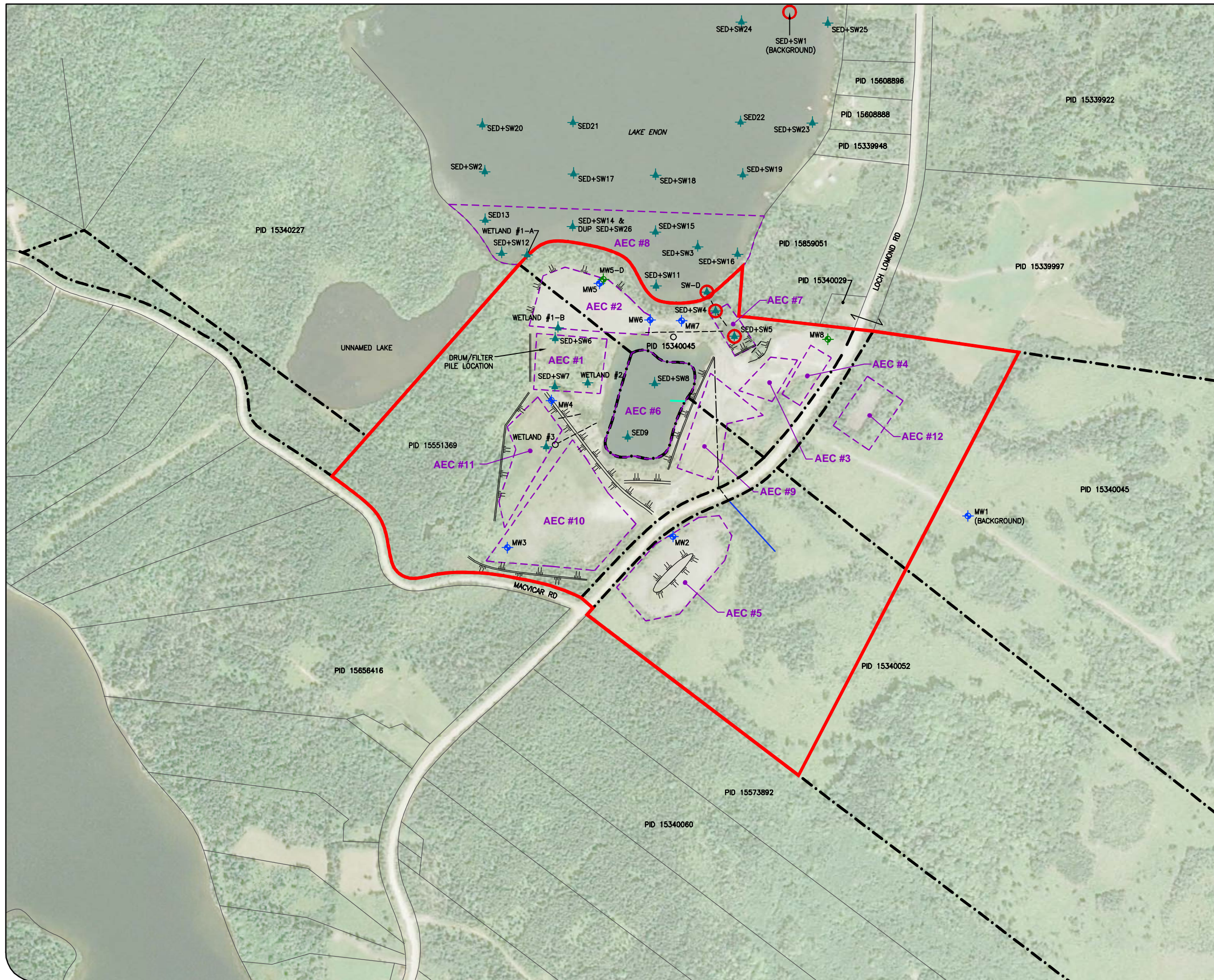
File Location:  
c:\pw working directory\projects  
2022\dillon\_50tr\dms98974\223723-05-03\_fig12.dwg  
October, 27, 2023 9:28 AM

| PARAMETERS THAT EXCEEDED GUIDELINES AND BACKGROUND* |                       |
|---|-----------------------|
| Cadmium   | 22 mg/kg (2.6 mg/kg)  |
| Cobalt  | 180 mg/kg (13 mg/kg)  |
| Strontium   | 950 mg/kg (470 mg/kg) |
| Vanadium  | 18 mg/kg (43 mg/kg)   |
| Zinc  | 450 mg/kg (340 mg/kg) |

NOTE:  
DUE TO THE NUMBER OF SAMPLES THAT EXCEEDED, RESULTS ARE NOT PRESENTED ON THIS FIGURE. REFER TO TABLE E. HUMAN HEALTH SCREENING TABLES.

\* Maximum background concentration in brackets

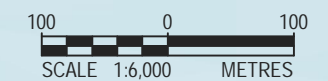




## BUILD NOVA SCOTIA LAKE ENON FORMER MILL SITE HUMAN HEALTH AND ECOLOGICAL RISK ASSESSMENT

METAL EXCEEDANCES OF FRESHWATER AQUATIC  
LIFE SURFACE WATER QUALITY GUIDELINES  
(ADJUSTED FOR SITE SPECIFIC VARIABLES)  
FIGURE 13A (DATA TO 2023)

- STUDY BOUNDARY
- ASSESSMENT PROPERTIES
- PROPERTY LINE
- BERM
- DRAINAGE DITCH
- BROOK
- CULVERT
- OUTFALL
- VERTICAL DRAIN
- STEEP SLOPE
- AECs (AREA OF POTENTIAL ENVIRONMENTAL CONCERN)
- + MONITORING WELL
- + DEEP MONITORING WELL
- + SED+SWIMENT AND/OR SURFACE WATER SAMPLE LOCATION
- METAL EXCEEDANCES IN SURFACE WATER



MAP/DRAWING INFORMATION  
GeoNOVA Civic Address Finder, Nova Scotia Property  
Online and Bing Maps. Property lines are approximate  
only. This is not a legal survey.

CREATED BY: TLR  
CHECKED BY: LJM  
DESIGNED BY: RJE

File Location:  
c:\pw working directory\projects  
2022\dillon\_50tr\dms98974\223723-05-03\_fig13.dwg  
October, 27, 2023 12:39 PM



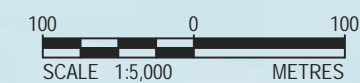
PROJECT: 22-3723  
DATE: JANUARY 2025



## BUILD NOVA SCOTIA LAKE ENON FORMER MILL SITE HUMAN HEALTH AND ECOLOGICAL RISK ASSESSMENT

METAL EXCEEDANCES OF FRESHWATER  
AQUATIC LIFE SURFACE WATER QUALITY  
GUIDELINES (ADJUSTED FOR SITE SPECIFIC  
VARIABLES)  
FIGURE 13B (2024 DATA)

|  |  |
|--|--|
|  | STUDY BOUNDARY   |
|  | ASSESSMENT PROPERTIES                                    |
|  | PROPERTY LINE  |
|  | BERM   |
|  | DRAINAGE DITCH   |
|  | WATERCOURSE  |
|  | SPILL POINT  |
|  | CULVERT  |
|  | VERTICAL DRAIN   |
|  | STEEP SLOPE  |
|  | SURFACE DEPRESSION                                       |
|  | APECs (AREA OF POTENTIAL ENVIRONMENTAL CONCERN)          |
|  | HISTORICAL SEDIMENT AND/OR SURFACE WATER SAMPLE LOCATION |
|  | SEDIMENT AND/OR SURFACE WATER SAMPLE LOCATION (2024)     |



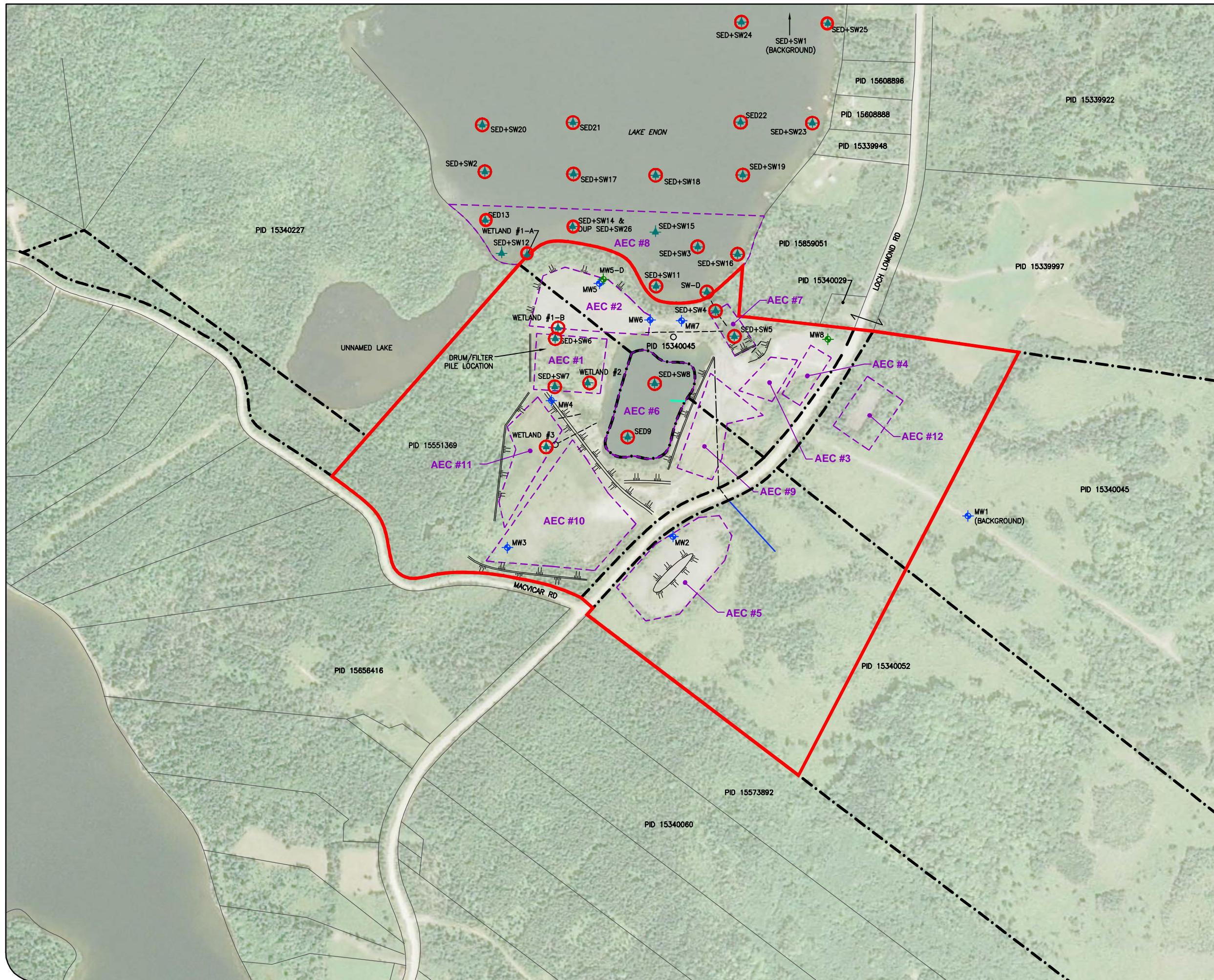
MAP/DRAWING INFORMATION  
GeoNOVA Civic Address Finder, Nova Scotia Property Online and Bing Maps. Property lines are approximate only. This is not a legal survey.

CREATED BY: TLR  
CHECKED BY: NJW  
DESIGNED BY: RJE

File Location:  
c:\pw working directory\projects  
2022\dillon\_50tr\01156601223723-05-03\_hhera\_fig1.dwg  
December, 17, 2024 4:26 PM



PROJECT: 22-3723  
DATE: JANUARY 2025



## BUILD NOVA SCOTIA LAKE ENON FORMER MILL SITE HUMAN HEALTH AND ECOLOGICAL RISK ASSESSMENT

METAL EXCEEDANCES OF  
FRESHWATER AQUATIC LIFE  
SEDIMENT QUALITY GUIDELINES  
FIGURE 14A (DATA TO 2023)

- STUDY BOUNDARY
- ASSESSMENT PROPERTIES
- PROPERTY LINE
- BERM
- DRAINAGE DITCH
- BROOK
- CULVERT
- OUTFALL
- VERTICAL DRAIN
- STEEP SLOPE
- AECs (AREA OF POTENTIAL ENVIRONMENTAL CONCERN)
- + MONITORING WELL
- + DEEP MONITORING WELL
- + SEDIMENT AND/OR SURFACE WATER SAMPLE LOCATION
- METAL EXCEEDANCES IN SEDIMENT



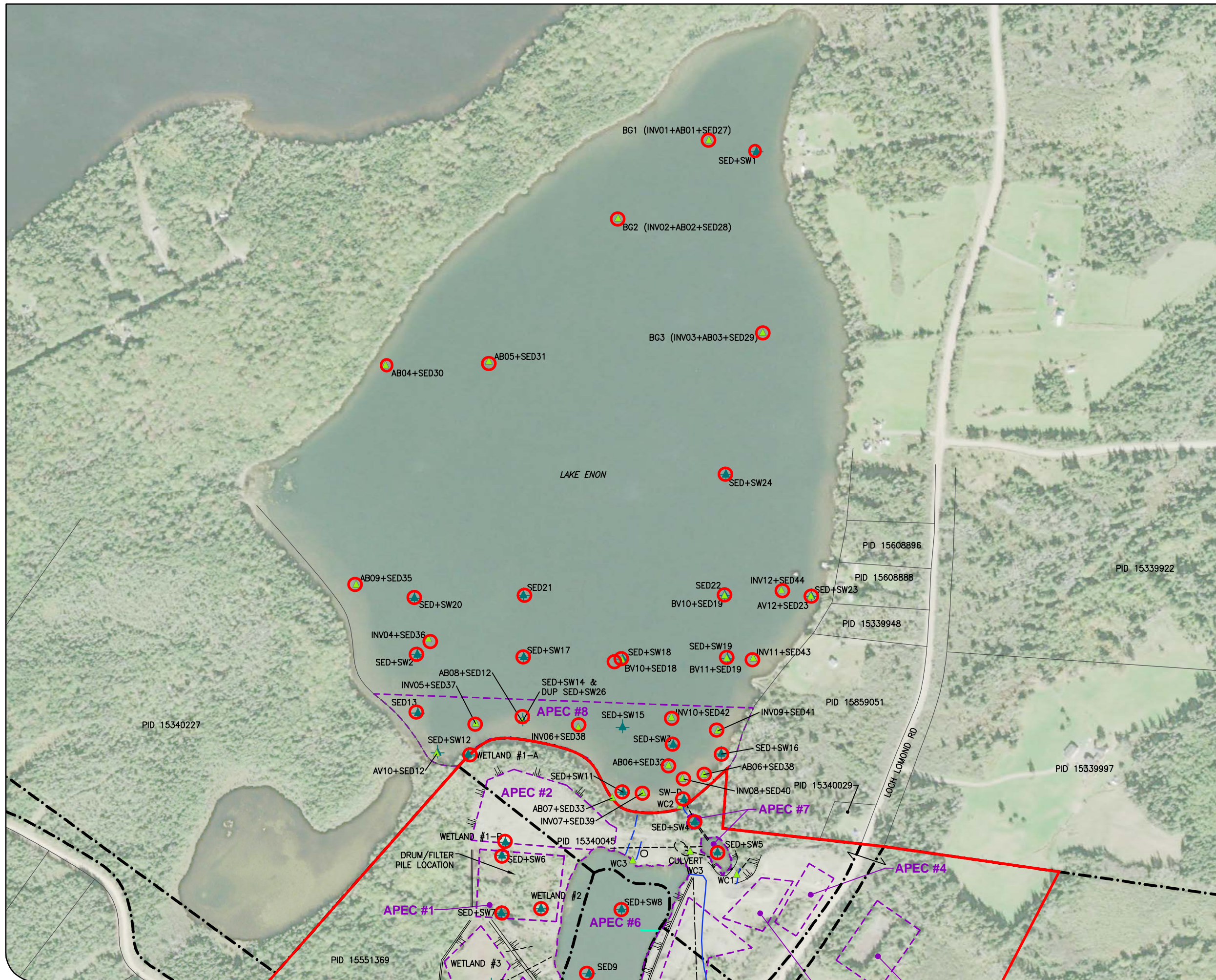
MAP/DRAWING INFORMATION  
GeoNOVA Civic Address Finder, Nova Scotia Property Online and Bing Maps. Property lines are approximate only. This is not a legal survey.

CREATED BY: TLR  
CHECKED BY: LJM  
DESIGNED BY: RJE

File Location:  
c:\pw working directory\projects  
2022\dillon\_50tr\dms98974\223723-05-03\_fig14.dwg  
October, 27, 2023 12:42 PM



PROJECT: 22-3723  
DATE: JANUARY 2025

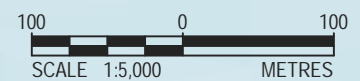


# BUILD NOVA SCOTIA LAKE ENON FORMER MILL SITE HUMAN HEALTH AND ECOLOGICAL RISK ASSESSMENT

METAL EXCEEDANCES OF  
FRESHWATER AQUATIC LIFE  
SEDIMENT QUALITY GUIDELINES

FIGURE 14B (2024 DATA)

- STUDY BOUNDARY
- ASSESSMENT PROPERTIES
- PROPERTY LINE
- BERM
- DRAINAGE DITCH
- WATERCOURSE
- SPILL POINT
- CULVERT
- VERTICAL DRAIN
- ▮ STEEP SLOPE
- SURFACE DEPRESSION
- APECs (AREA OF POTENTIAL ENVIRONMENTAL CONCERN)
- ▲ HISTORICAL SEDIMENT AND/OR SURFACE WATER SAMPLE LOCATION
- ▲ SEDIMENT AND/OR SURFACE WATER SAMPLE LOCATION (2024)



MAP/DRAWING INFORMATION  
GeoNOVA Civic Address Finder, Nova Scotia Property Online and Bing Maps. Property lines are approximate only. This is not a legal survey.

CREATED BY: TLR  
CHECKED BY: NJW  
DESIGNED BY: RJE

File Location:  
c:\pw working directory\projects  
2022\dillon\_50tr\01156601223723-05-03\_hhera\_fig1.dwg  
December, 17, 2024 4:26 PM



PROJECT: 22-3723  
DATE: JANUARY 2025

# Appendix B

## *Site Photographs*

**Build Nova Scotia**

*Human Health and Ecological Risk Assessment and  
Ancillary Assessment Activities: Lake Enon Former  
Mill Site, Enon, Nova Scotia (FINAL)*

January 24, 2025 - 22-3723





**Photo 1.** One of two discharge points to Lake Enon (May, 2022).



**Photo 2.** Two of two discharge points to Lake Enon (May, 2022).



**Photo 3.** Access road heading northeast toward APEC 9 (May, 2022).



**Photo 4.** Access road looking southeast toward Loch Lomond Road (May, 2022).



October, 2023

**SITE PHOTOGRAPHS**

**Human Health and Ecological Risk Assessment  
Lake Enon Former Mill Site, Enon, Nova Scotia**

**Project No.**

22-3723

**Photo No.**

1, 2, 3, 4



**Photo 5.** APEC 6 with Lake Enon in the background (May, 2022).



**Photo 6.** APEC 9 (May, 2022).



**Photo 7.** APEC 10 (May, 2022).



**Photo 8.** APEC 11 (May, 2022).



October, 2023

**SITE PHOTOGRAPHS**

**Human Health and Ecological Risk Assessment  
Lake Enon Former Mill Site, Enon, Nova Scotia**

**Project No.**

22-3723

**Photo No.**

5, 6, 7, 8



**Photo 9.** Culvert between APEC 6 and APEC 7 (May, 2022).



**Photo 10.** Culvert northwest of APEC 6, running east to west (May, 2022).



**Photo 11.** Culvert on east side of APEC 6 (May, 2022).



**Photo 12.** Culvert southeast of APEC 7 (May, 2022).



**SITE PHOTOGRAPHS**

**Human Health and Ecological Risk Assessment  
Lake Enon Former Mill Site, Enon, Nova Scotia**

**Project No.**

22-3723

**Photo No.**

9, 10, 11, 12

October, 2023



**Photo 13.** Culverts in APEC 7 (May, 2022).



**Photo 14.** Drums located in APEC 1 (May, 2022).



**Photo 15.** End of road between APEC 11 and APEC 1 (May, 2022).



**Photo 16.** Northwest corner of APEC 2 (May, 2022).



**SITE PHOTOGRAPHS**

**Human Health and Ecological Risk Assessment  
Lake Enon Former Mill Site, Enon, Nova Scotia**

**Project No.**

22-3723

**Photo No.**

13, 14, 15, 16

October, 2023



**Photo 17.** Northwest portion of APEC 1 (May, 2022).



**Photo 18.** Precipitate between APEC 1, 2, and 6 (May, 2022).



**Photo 19.** Vertical drain in APEC 11 (May, 2022).



**Photo 20.** Vertical drain north of APEC 6 (May, 2022).



**SITE PHOTOGRAPHS**



**Photo 21.** Miscellaneous drums and debris near APEC 1, situated north of the pond (May, 2022).



**Photo 22.** Old drums southwest of APEC 12 (May, 2022).



**Photo 23.** View of the APEC 1 tailings pond (facing northwest) (May, 2022).



**SITE PHOTOGRAPHS**

# Appendix C

## *Supplemental Sampling Program*

**Build Nova Scotia**

*Human Health and Ecological Risk Assessment and  
Ancillary Assessment Activities: Lake Enon Former  
Mill Site, Enon, Nova Scotia (FINAL)*

January 24, 2025 - 22-3723



January 20, 2025

Build Nova Scotia  
Harbourside Place  
45 Wabana Court  
Sydney, Nova Scotia  
B1P 0B9

ATTENTION: Mr. Cory MacPhee  
Project Manager

*Supplemental Sampling Program, Lake Enon Former Mill Site, 2412 Loch Lomond Road, Parcel Identification Designation Numbers (PID Nos.): 15551369, 15340045, and 15340052 (Final)*

## INTRODUCTION

---

The following document has been prepared to summarize the findings of the supplemental sampling activities completed during 2023 at the Lake Enon Former Mill Site in the Cape Breton Regional Municipality (CBRM), Nova Scotia (herein “subject property” or the “site”). The purpose of the supplemental assessment activities, as detailed herein, was to collect additional soil, sediment, and surface water data to further characterize the site, inform the Human Health and Ecological Risk Assessment (HHERA), and inform the development of the remedial approach for the site.

The subject property, which was found to contain significant deposits of celestite (the principal source of strontium), was developed in the mid-1960s and operational through 1975 or 1976 by Kaiser Celestite Mining. Between 1979 and 1981, Yava Mines operated the milling site to process lead ore from a nearby mine. From 1983 to 1984, Novex Mining and Exploration operated the mill site to process barite ore. In 1988, Lodestone operated the mill site to process a magnetite bulk sample from Bass River. Due to the nature of the site, it naturally contains an abundance of minerals that are of geological significance and/or interest with respect to mining.

The supplemental sampling activities completed between spring and early fall 2023 included:

- **Surface Soil Sampling:** Thirty-four (34) shallow test holes were advanced across the site by hand (shovel or Dutch auger), with samples collected at select intervals between 0-1.5 meters below ground surface (mbgs). Sampling was completed to further understand background concentrations on-site, to delineate identified metals impacts within the site boundaries (i.e., no off-site sampling was planned), and to support requirements for the HHERA. In addition to metals analysis, select soil samples were also analyzed for pH.
- **Surface Water and Sediment Sampling:** As the extent of contamination within the site adjacent areas of Lake Enon was unknown, additional surface water and sediment sampling was completed to help delineate contamination, and to aid the assessment of potential aquatic risks. Specifically, fifteen (15)



275 Charlotte Street  
Sydney, Nova Scotia  
Canada  
B1P 1C6  
Telephone  
902.562.9880  
Fax  
902.562.9890



- representative surface water and sediment samples were collected within Lake Enon, with select samples submitted for analysis of total organic carbon, grain size (sediment only), total metals and/or general chemistry (surface water only). Four (4) additional surface water and sediment samples were collected from on-site wetland areas and submitted for metals analysis. One (1) additional surface water sample (i.e., SW-D) was collected for metals and total suspended solids analysis during a precipitation (rainfall) event at the discharge into Lake Enon to understand whether contaminated sediments/fines are flowing from the site into Lake Enon.
- Completion of additional soil sampling by way of a test pitting program to further delineate metals impacts within the Study boundary<sup>1</sup>, and also to further classify on-site background soil conditions at deeper depths. Seven (7) test pits were advanced as part of the 2023 assessment activities.

## Supplemental ESA Field Program Methodology

---

### Surface Soil Sampling Program

---

Shallow surface soil sampling was completed at thirty-four (34) on-site locations (i.e., denoted as TH44 through TH78) on June 20 and 23, 2023, and on September 20, 2023. Shallow surface soil samples were collected using hand tools (i.e., spade, hand-auger), with samples collected at select intervals between 0-1.5 mbgs. Surface soil samples were collected directly from these tools and placed immediately in laboratory supplied containers and then placed in coolers containing ice pending delivery to Bureau Veritas Laboratory (BV Labs). Hand tools used for surface soil sample collection were decontaminated between each location using a phosphate free detergent and rinsed with distilled water. Select surface soil samples were submitted to BV Labs for metals (including mercury) and/or pH analysis.

Surface soil locations are presented on Figure C-1, Attachment A. A log describing observations made during the 2023 surface soil sampling program is presented in Attachment B.

### Surface Water Sampling

---

On July 4, 2023, surface water sampling was completed at fifteen (15) locations (i.e., SW11 through SW25) in Lake Enon. Dillon commissioned the services of a boat with Commercial Diving & Marine Services Atlantic (CDMS Atlantic) to assist with collection of the surface water samples. Surface water samples were collected as grab samples

---

<sup>1</sup> Due to site conditions (heavily forested areas, wet areas, areas with steep grade), some planned test pits were instead completed as hand dug test holes due to limited machine access on portions of the site.



placed directly into laboratory-provided sample bottles containing the appropriate preservatives. Care was taken to collect surface water into the sample bottles at an angle slightly above horizontal such that preservatives were not lost. Surface water samples were collected prior to the collection of sediment samples to minimize disturbance of the water column and avoid potential sediment entering the surface water sample bottle. To alleviate the potential for cross contamination, new nitrile gloves were used to collect each surface water sample. Sample bottles were placed into coolers containing ice for transport to BV Labs in Sydney, Nova Scotia, with select samples submitted for total organic carbon, total metals (including mercury), and/or general chemistry analysis.


On July 12, 2023, a surface water sample of discharge to Lake Enon was collected (i.e., SW-D) during a precipitation event (i.e., the sample was collected during heavy rain and after approximately 17.6 millimeters (mm) of rain had fallen). Four (4) additional surface water samples (i.e., WETLAND #1-A, WETLAND #1-B, WETLAND #2 and WETLAND #3) were collected from on-site wetlands on July 26, 2023. The surface water samples were collected as a grab sample placed directly into a laboratory-provided sample bottle containing the appropriate preservative. Care was taken to collect surface water into the sample bottles at an angle slightly above horizontal such that preservatives were not lost. The sample bottles were placed into a cooler containing ice for transport to BV Labs in Sydney, Nova Scotia for total suspended solids and/or metals analysis.

The surface water sample locations are presented on Figure C-2, Attachment A.

### Sediment Sampling

On July 4, 2023, sediment sampling was completed at fifteen (15) locations (i.e., SED 1 through SED25) in Lake Enon. Dillon commissioned the services of divers and a boat with CDMS Atlantic to assist with collection of the sediment samples. A description of the sediment, including texture and consistency, colour, odour presence of biota, and appearance was recorded (e.g., photographs and video) at each sampling location. The samples were transferred directly into laboratory supplied containers and immediately placed in coolers containing ice. To minimize the potential for cross contamination, new nitrile gloves were used to collect each sample. Sediment samples were also collected for grain-size analysis in each of the ponds. Samples were submitted to BV Labs in Sydney, Nova Scotia for total organic carbon, grain size, and/or metals (including mercury) analysis.

Four additional sediment samples (i.e., WETLAND #1-A, WETLAND #1-B, WETLAND #2 and WETLAND #3) were collected from on-site wetlands on July 26, 2023. The sediment samples were collected as grab samples and placed directly into a laboratory-provided sample bottle.



The sediment sample locations are presented on Figure C-3, Attachment A.

### **Test Pitting Program**

---

On September 20, 2023, a supplemental test pit program was conducted to further assess soil conditions on the subject property. Dillon retained B. Curry & Sons Construction Ltd. from Sydney, Nova Scotia to conduct the test pitting.

A total of seven (7) test pits (i.e., TP34 through TP40 – including background TP35) were advanced to depths ranging from 2.45 to 4.0 mbgs using an excavator. Soil samples proposed for potential metals analysis were collected in laboratory-supplied sample containers. Dillon field personnel logged subsurface conditions encountered in each borehole at the time of sampling. Select soil samples from the test pitting program were submitted to BV Labs in Sydney, Nova Scotia for metals (including mercury) analysis, with the remaining soil samples held for potential future analysis.

Due to debris (machine parts), and visual and olfactory evidence of petroleum hydrocarbon impacts, observed at one test pit location (i.e., TP34), two select soil samples (i.e., TP34 0.15-1.0 mbgs and TP34 2.0-2.45 mbgs) were submitted for benzene, toluene, ethyl benzene, xylenes (collectively referred to as BTEX) and modified total petroleum hydrocarbons (TPH) analysis.

Upon completion of test pitting, the locations were backfilled with native material.

Test pit locations are presented on Figure C-1, Attachment A. Test pit logs can be found in Attachment B.

### **Quality Assurance/Quality Control**

---

Quality Assurance/Quality Control (QA/QC) protocols were established and followed throughout the field programs. This included the collection of duplicate soil, sediment, and surface water samples. Non-dedicated equipment, such as the hand auger, were decontaminated between sampling locations using a phosphate free detergent and distilled water. Methods used during the field work followed Dillon's Standard Environmental Field Procedures which are based on industry standards and described in the respective sections above.

Blind field duplicate samples collected during the assessment included: 3 duplicate soil samples, 1 duplicate sediment sample, and 1 duplicate surface water sample.

Sample bottles were labelled with sample/location ID, project name and number, company name (Dillon), and time and date of collection. Once collected, samples were



immediately placed in coolers containing ice to maintain a temperature of less than 10°C. To minimize the potential for cross contamination, new nitrile gloves were used to collect each sample between each sampling location.

To evaluate the precision associated with sampling and analytical methods, the samples and their field duplicates were used to calculate the relative percent difference (RPD). The RPD is defined as the absolute value of the variation between a sample's analytical concentration and its duplicate, when compared to the average concentration of the original and the duplicate in detected samples.

The RPD was calculated using the following equation:

$$= \frac{|V_1 - V_2|}{\frac{(V_1 + V_2)}{2}} \times 100$$

RPD is used to assess the validity of the field and laboratory analytical procedures for parameters analyzed that are greater than five (5) times the reportable detection limit (RDL). Dillon set a screening-level RPD acceptance criterion of less than 60% for soil/sediment and 40% for surface water.

## REGULATORY FRAMEWORK

---

### **Nova Scotia Contaminated Sites Regulations and Associated Ministerial Protocols**

---

The 2023 supplemental assessment for the site was conducted in accordance with the Nova Scotia Contaminated Sites Regulations (NS CSRs) and associated Ministerial Protocols. The assessment work was conducted in accordance with the Ministerial Protocol PRO-200 (Environmental Site Assessment for Limited Remediation), specifically for an L3 ESA, which applies to the assessment of contamination from a single source or multiple sources with single or multiple contaminants of concern. Specifically, the criteria used to assess impacts at the site were the NS Tier I Environmental Quality Standards (EQS) for soil (October 2022), sediment (October 2022), and surface water (September 2021) for a property having commercial land-use, potable groundwater usage, and both fine and coarse-grained soil conditions (based on soil sample results from 2022).

Metals concentrations were also compared to the Nova Scotia Maximum Concentration Background Levels for the Highlands Soil Zone, as presented in the Environment Canada's (EC) Background Soil Database, and to background concentrations obtained from twenty-six (26) (including two (2) field duplicate samples) on-site background soil



samples collected as part of the 2022 (Phase II ESA, Dillon 2022) and 2023 ESA programs.

## RESULTS

---

### Metals in Soil

---

Thirty-seven (37) select soil samples (i.e., TH44-TH46 0-0.15 m, TH49 0-0.15 m, TH54-TH60 0-0.15 m, TH62-TH71 0-0.15 m, TH74 0-0.15 m, TH74 0.30-1.0 m, TH75 0-1.15 m, TH76 1.05-1.20 m, TH77 0-0.15m, TH77 0.3-1.0 m, TH75 1.0-1.5 m, TP34 2.0-2.45 m, TP36 0.15-1.0 m, TP36 3.0-3.5 m, TP37 3.0-4.0 m, TP38 0.15-1.0 m, TP38 3.0-3.6 m, TP39 3.0-4.0 m, TP40 0.015-1.0 m, and TP40 3.0-4.0 m) collected as part of the 2023 surficial soil sampling and test pit programs were analyzed for metals (including mercury). Three (3) additional soil samples were collected as field duplicate samples and were also analyzed for metals (including mercury).

Thirteen (13) archived samples from 2022 assessment activities (i.e., TP22 0-0.15 m, TP25 0-0.15 m, TP26 0-0.15 m, TP29 0-0.15 m, TP31 0-0.15 m, TH36 0-0.15 m, TH37 0-0.15 m, TH38 0-0.15 m, TH39 0-0.15 m, TH41 0-0.15 m, TH42 0-0.15 m, TH43 0-0.15 m, and MW5-D SS10) were submitted for analysis to further define the extent of metals (including mercury) impacts on-site.

Thirteen (13) additional soil samples (i.e., TP35 0-0.15 m, TP35 0.15-1.0 m, TH47 0-0.15 m, TH48 0-0.15 m, TH50 0-0.15 m, TH51 0-0.15 m, TH52 0-0.15 m, TH53 0-0.15 m, TH61 0-0.15 m, TH72 0-0.15 m, TH73 0-0.15 m, TH75 0-0.15 m, and TH75 0.30-0.75 m) were collected and analyzed for metals (including mercury) to further characterize on-site background soil conditions. One (1) additional soil sample was collected as field duplicate sample and was also analyzed for metals (including mercury).

The 2023 results indicated that metals exceeded the applicable NS Tier I EQS for at least one (1) parameter in forty-seven (47) of the fifty (50) samples (excluding the duplicate and background samples) analyzed for metals. Analytical metals exceedances from the 2023 assessment were generally consistent with findings during the 2022 assessment. Notable, widespread exceedances, when looking at the overall 2022-2023 data set, are summarized below:

- Barium concentrations, with exceedances ranging from 360 mg/kg to 1,500 mg/kg, were above the applicable NS Tier I EQS (350 mg/kg) in most analyzed samples. The additional background soil data obtained as part of the 2023 supplemental assessment, indicated barium levels in local soils have a maximum concentration of 1,100 mg/kg. When compared to background soil data for the site, one (1) barium soil exceedance remains.
- Cadmium concentrations, with exceedances ranging from 1.2 mg/kg to 25 mg/kg, were above the applicable NS Tier I EQS (1 mg/kg) in most analyzed



- samples. The additional background soil data obtained as part of the 2023 supplemental assessment, indicated cadmium levels in local soils have a maximum concentration of 3.6 mg/kg. When compared to background soil data for the site, twenty-four (24) cadmium soil exceedances remain.
- Lead concentrations (with exceedances ranging from 130 mg/kg to 30,000 mg/kg) were above the applicable NS Tier I EQS (120 mg/kg) in the majority of the analyzed samples. The additional background soil data obtained as part of 2023 supplemental assessment, indicated lead levels in local soils have a maximum concentration of 170 mg/kg. When the data is compared to background soil data for the site, eighty (80) lead exceedances remain.
  - Strontium concentrations (exceedances ranging from 10,000 mg/kg to 27,000 mg/kg) exceeded the applicable NS Tier I EQS (9,400 mg/kg) in thirteen (13) soil samples. The additional background soil data obtained as part of the 2023 supplemental assessment, indicated strontium levels in local soils have a maximum concentration of 470 mg/kg, which is lower than the Tier I EQS, therefore, the thirteen (13) exceedances remain.
  - Zinc concentrations (exceedances ranging from 210 mg/kg to 3,600 mg/kg) exceeded the applicable NS Tier I EQS (200 mg/kg) in eighty-three (83) soil samples. The additional background soil data obtained as part of the 2023 supplemental assessment, indicated zinc levels in local soils have a maximum concentration of 500 mg/kg. When the data is compared to background soil data for the site, thirty-six (36) zinc exceedances remain.

It is noted that mercury concentrations in the on-site background samples, which were not detected at TH72 and TH73, ranged from 0.13 mg/kg to 0.45 mg/kg. For the surficial soil and test pit samples collected in 2023, mercury concentrations ranged up to 0.17 mg/kg (at three locations – TH45 parent sample, TH46 and TH60).

Metals impacts in soil are delineated laterally on the southwest corner of the site study boundary and on the east portion of the study boundary. Lateral delineation of metals impacts in soil has not been achieved to the north or south and would require off-site sampling. Vertically metals impact in soil are delineated on the northwest portion of the site (i.e., by MW5-D 7.32-7.92 m), on the southwest portion (i.e., by TP40 0.15-1.0 m and 3.0-4.0 m), and on the central northern portion of the site, west of Loch Lomond Road (i.e., by TP37 3.0-4.0 m).

Metals exceedances in soil are presented on Figure C-1, with the estimated extent of metals impacts in soil (noting delineation has not been fully achieved, as stated above). Tabulated metals results are presented in Table C-1, **Attachment C**. Laboratory certificates of analysis are presented in Appendix D.



### pH in Soil

---

Five (5) select soil samples were submitted to BV labs for pH determination. Samples were selected to provide information across the site. Results indicated that the soluble pH ranged from 4.31 to 5.87, indicating stronger acidic conditions on-site.

### Petroleum Hydrocarbons in Soil

---

Based on site observations (mechanical, rubber and plastic debris (which appeared to be machine parts), accompanied by a petroleum hydrocarbon odour) during the advancement of one (1) on-site test pit (i.e., TP34), two (2) select soil samples were analyzed for BTEX and modified TPH. No BTEX concentrations were detected in the two (2) analyzed soil samples, with detected petroleum hydrocarbon concentrations (lube oil resemblance) reported below the applicable NS Tier I EQS. No petroleum hydrocarbon exceedances of the Tier I EQS were found on-site during the 2022-2023 assessment activities.

Tabulated petroleum hydrocarbons results are presented in Table C-2, Attachment C. Laboratory certificates of analysis are presented in Appendix D.

### General Chemistry and Metals in Surface Water

---

A total of fifteen (5) unfiltered surface water samples were collected from Lake Enon, with twelve (12) of these samples selected for analysis of general chemistry and total metals (including mercury) analysis. Metals concentrations in surface water were generally either below laboratory detection limits or within the applicable NS Tier I EQS (i.e., freshwater), with the exception of one (1) zinc concentration of 0.0091 mg/L, which exceeded the Tier I EQS of 0.007 mg/L at SW17. No other exceedances of the Tier I EQS were reported for the 2003 surface water samples collected from Lake Enon. It is noted that mercury concentrations were not detected (similar to the 2022 results). Total organic carbon concentrations were relatively consistent, ranging from 2.9 to 3.2 mg/L.

One unfiltered (total) surface water sample, SW-D, was collected (during a rainfall event) and submitted for total suspended solids and metals analysis. The metals concentrations in this surface water sample were generally either below laboratory detection limits or within the applicable NS Tier I EQS, with the following exceptions:

- The lead concentration of 0.002 mg/L exceeded the applicable NS Tier I EQS 0.001 mg/L.
- The zinc concentration of 0.0088 mg/L exceeded the applicable NS Tier I EQS 0.007 mg/L.

Total suspended solids were not detected in the sample collected at SW-D during the rainfall event. The detected metals concentrations, and noted exceedances, in the



2023 sample collected at SW-D during the rainfall event were similar to concentrations from a sample collected from the same location in 2022 (noting the 2022 sample was not collected during a rainfall event).

As part of the aquatic habitat and wetland assessment, the findings of which are presented in a standalone report, four (4) surface water samples were collected from on-site wetlands and submitted for metals analysis. The metals concentrations in these four (4) surface water samples were generally either below laboratory detection limits or within the applicable NS Tier 1 EQS (i.e., freshwater), with the following exceptions:

- Iron concentrations (ranging from 0.34 mg/L to 5.5 mg/L) at surface water locations WETLAND #1-B, WETLAND #2, and WETLAND #3 exceeded the applicable NS Tier I EQS (0.3 mg/L), with the highest concentration reported at WETLAND #3.
- Lead concentrations (ranging from 0.0027 mg/L to 0.033 mg/L) at surface water locations WETLAND #1-B, WETLAND #2, and WETLAND #3 exceeded the applicable NS Tier I EQS (0.001 mg/L), with the highest concentration reported at WETLAND #2.
- Manganese concentrations (7.6 mg/L and 0.87 mg/L) at surface water locations WETLAND #2 and WETLAND #3, respectively, exceeded the applicable NS Tier I EQS (0.43 mg/L), with the highest concentration reported at WETLAND #2.
- Zinc concentrations (ranging from 0.0078 mg/L to 0.052 mg/L) at each of these four (4) surface water locations exceeded the applicable NS Tier I EQS (0.007 mg/L), with the highest concentration reported at WETLAND #1-B.

The surface water sampling locations are presented of Figure C-2, Attachment A. General chemistry and metals results for surface water can be found in Tables C-3 and C-4, respectively, Attachment C. Laboratory certificates of analysis can be found in Attachment D.

### Metals in Sediment

---

A total of fifteen (15) sediment samples were collected from Lake Enon and submitted for analysis of metals (including mercury), grain size, and/or total organic carbon. Metals concentrations in sediment were generally either below laboratory detection limits, or within the applicable NS Tier I EQS (i.e., freshwater), with some exceptions as follows:

- Cadmium concentrations (ranging from 4.2 mg/kg to 6.1 mg/kg) at SED11, SED16 through SED22, and SED24 exceeded the applicable NS Tier I EQS (3.5 mg/kg).



- Lead concentrations (ranging from 120 mg/kg to 430 mg/kg) at locations SED11, and SED16 through SED24 exceeded the applicable NS Tier I EQS (91.3 mg/kg).
- Manganese concentrations (ranging from 1,400 mg/kg to 18,000 mg/kg) at locations SED11, SED13, SED14, SED16, SED17, SED19, SED20, and SED22 through SED25 exceeded the applicable NS Tier I EQS (1,100 mg/kg);
- Silver concentrations (ranging from 0.74 mg/kg to 1.0 mg/kg) at locations SED11, SED16 through SED22, and SED24 exceeded the applicable NS Tier I EQS (0.5 mg/kg).
- Zinc concentrations (ranging from 330 mg/kg to 970 mg/kg) at locations SED11, SED14, SED16 through SED22, and SED24 exceeded the applicable NS Tier I EQS (315 mg/kg).

Mercury was detected in some sediment samples at low concentrations (ranging from 0.11 mg/kg to 0.19 mg/kg). Total organic carbon concentrations ranged 4,500 mg/kg (at SED12 (which is the sample collected closest to the outfall of an off-site Unnamed Lake into Lake Enon)) to 56,000 mg/kg (at SED17).

Grain size analysis, undertaken at twelve (12) sediment sampling locations, indicated the majority of locations were fine-grained (i.e., 8 out of 12). Most of the locations that identified as coarse-grained (i.e., SED12, SED14, SED23 and SED25) were near the shoreline.

As part of the aquatic habitat and wetland assessment, the findings of which are presented in a standalone report, four (4) sediment samples were collected from on-site wetlands and submitted for metals (including mercury) analysis. The metals concentrations in these four (4) sediment samples were generally either below laboratory detection limits or within the applicable NS Tier I EQS, with the following exceptions:

- The cadmium concentration (3.8 mg/kg) at sediment location WETLAND #1-B exceeded the applicable NS Tier I EQS (3.5 mg/kg).
- Lead concentrations (ranging from 100 mg/kg to 10,000 mg/kg) at each of the four (4) sediment locations exceeded the applicable NS Tier I EQS (91.3 mg/kg).
- Manganese concentrations (ranging from 1,700 mg/kg to 3,200 mg/kg) at each of the four (4) sediment sample locations exceeded the applicable NS Tier I EQS (1,100 mg/kg).
- Silver concentrations (1.2 mg/kg and 1.4 mg/kg) at sediment sample locations WETLAND #1-B and WETLAND #3, respectively, exceeded the applicable NS Tier I EQS (0.5 mg/kg).



- The zinc concentration (770 mg/kg) at sediment sample location WETLAND #1-B exceeded the applicable NS Tier I EQS (315 mg/kg).

Mercury concentrations in the on-site wetland sediment samples were generally not detected, with the exception of WETLAND #2, where the concentration was reported at the laboratory detection limit.

The sediment sampling locations are presented of Figure C-3, **Attachment A**. Metals, grain size, and/or total organic carbon results for sediment can be found in Table C-5, **Attachment C**. Laboratory certificates of analysis can be found in **Attachment D**.

#### Quality Assurance/Quality Control Discussion

---

Validation criteria were established that required the analytical data to have an acceptable and documented level of precision, accuracy, representativeness, comparability, and completeness (the PARCC criteria). The precision of the data for the samples collected was evaluated by calculating the RPD between the original samples and its duplicate when the samples had concentrations greater than 5x the laboratory reportable detection limit (RDL). A summary of the criteria comparison and calculated RPD values are presented below.

Laboratory analytical data QA/QC was performed on the following samples:

- Soil samples: TH45 0-0.15 M, TH55 0-0.15 M, and TP37 3.0-4.0 M, and their corresponding field duplicates DUP 23-A, DUP 23-C and TP-E, respectively.
- Surface water sample: SW14, and its corresponding field duplicate, SW26.
- Sediment sample: SED14, and its corresponding field duplicate, SED26.

In order to assess the precision and accuracy of the laboratory results, the RPD was calculated for each parameter, where RPDs below 40% percent for surface water and 60% for soil/sediment are deemed to be acceptable. RPD values were not calculated for parameters that had concentrations that were less than five (5) times the RDL. A summary of RPD results, where calculated, indicated the following:

- Calculated RPDs for soil were below 60%, with the exception of strontium in TP37 3.0-4.0M, which had a calculated RPD of 109.9%. Although the RPDs for strontium at this sample location exceeded the established limit (60%), the concentrations in the parent sample and the duplicates were both below the applicable comparison criteria for the parameters in question.
- Calculated RPDs for surface water were well below 40%.
- Calculated RPDs for sediment were well below 60%.

Bureau Veritas' laboratory certificates of analysis indicate that a reasonable degree of accuracy was achieved in the soil, surface water and sediment analyses (based on



results of method blanks, spiked blanks, field and laboratory duplicates, and matrix spike surrogate recoveries). The following items were noted:

- Certificate C3I2998: The matrix spike exceeded the acceptance limits, probable cause noted as matrix interference, for tin in soil samples TH48 0-0.15 M and TH49 0-0.15 M.
- Certificate C3K5935: Low level lab contaminated was reported for antimony in surface water sample SW-D.

Based on field procedures, laboratory methods, sampling program design, and field observations, the analytical results are concluded to be representative of the site conditions in general. Laboratory certificates of analysis are presented in **Attachment D**.

## DISCUSSION

---

Metals exceedances above the NS CSR Tier I EQS (for a potable site with both coarse and fine-grained soils), and above background concentrations are present across the site assessment area (i.e., the area of former mining operations). Notable, widespread exceedances, when looking at the overall 2022-2023 data set, include barium, cadmium, lead and zinc. Strontium exceedances occur in localized areas where ore was processed, stored or waste rock/tailings piled (such as the western side of Loch Lomond Road and the western side of the tailings pond). Of note, mercury in soil samples collected in 2023 were below on-site background levels. Metals impacts in soil are delineated laterally on the southwest corner of the site study boundary, and on the east portion of the study boundary. Lateral delineation of metals impacts in soil has not been achieved to the north or south and would require off-site sampling. Vertically metal impacts in soil are delineated on the northwest, southwest, and central northern (west of Loch Lomond Road) portions of the site.

Metals concentrations in surface water were generally either below laboratory detection limits or within the applicable NS Tier I EQS, with the exception of zinc at one location in Lake Enon. No other exceedances of the Tier I EQS were reported for the 2003 surface water samples collected from Lake Enon. For the surface water samples collected in 2023, mercury concentrations were not detected. This was similar to the 2022 results.

The surface water sample collected during a rainfall event at a discharge point between the site and Lake Enon had lead and zinc concentrations above the applicable NS Tier I EQS. The detected metals concentrations, and noted exceedances, in the 2023 sample were similar to concentrations from the sample collected in 2022 (noting the 2022 sample was not collected during a rainfall event). Total suspended solids were not detected in the sample collected at SW-D during the rainfall event.



Based on the two (2) samples collected from this discharge point, the rate at which sediments/fines may be flowing from the site into Lake Enon does not appear to be significantly increased during a heavy rainfall event.

As part of the aquatic habitat and wetland assessment, the findings of which are presented in a standalone report, four (4) surface water and sediment samples were collected from on-site wetlands and submitted for metals analysis. The metals concentrations in these four (4) samples were generally either below laboratory detection limits or within the applicable NS Tier I EQS, with the exception of iron, lead, manganese and/or zinc concentrations in surface water, and cadmium, lead, manganese, silver and/or zinc concentrations in sediment that exceeded the applicable NS Tier I EQS.

Metals concentrations in the 2023 sediment samples were generally either below laboratory detection limits, or within the applicable NS Tier I EQS, with the exception of cadmium, lead, manganese, silver and/or zinc concentrations that exceeded the applicable NS Tier 1 EQS. The sediment exceedances were observed in the majority of the samples collected from Lake Enon. Of note, two locations (i.e., SED12 and SED15) did not have any metals exceedances. Mercury was detected in some sediment samples at low concentrations. Grain size analysis indicates that the majority of sediment sampling locations tested were indicative of fine-grained conditions.

## CLOSING

---

We trust this is sufficient for your purposes at this time. However, if you have any questions or concerns, please contact the undersigned at your convenience.

Yours truly,

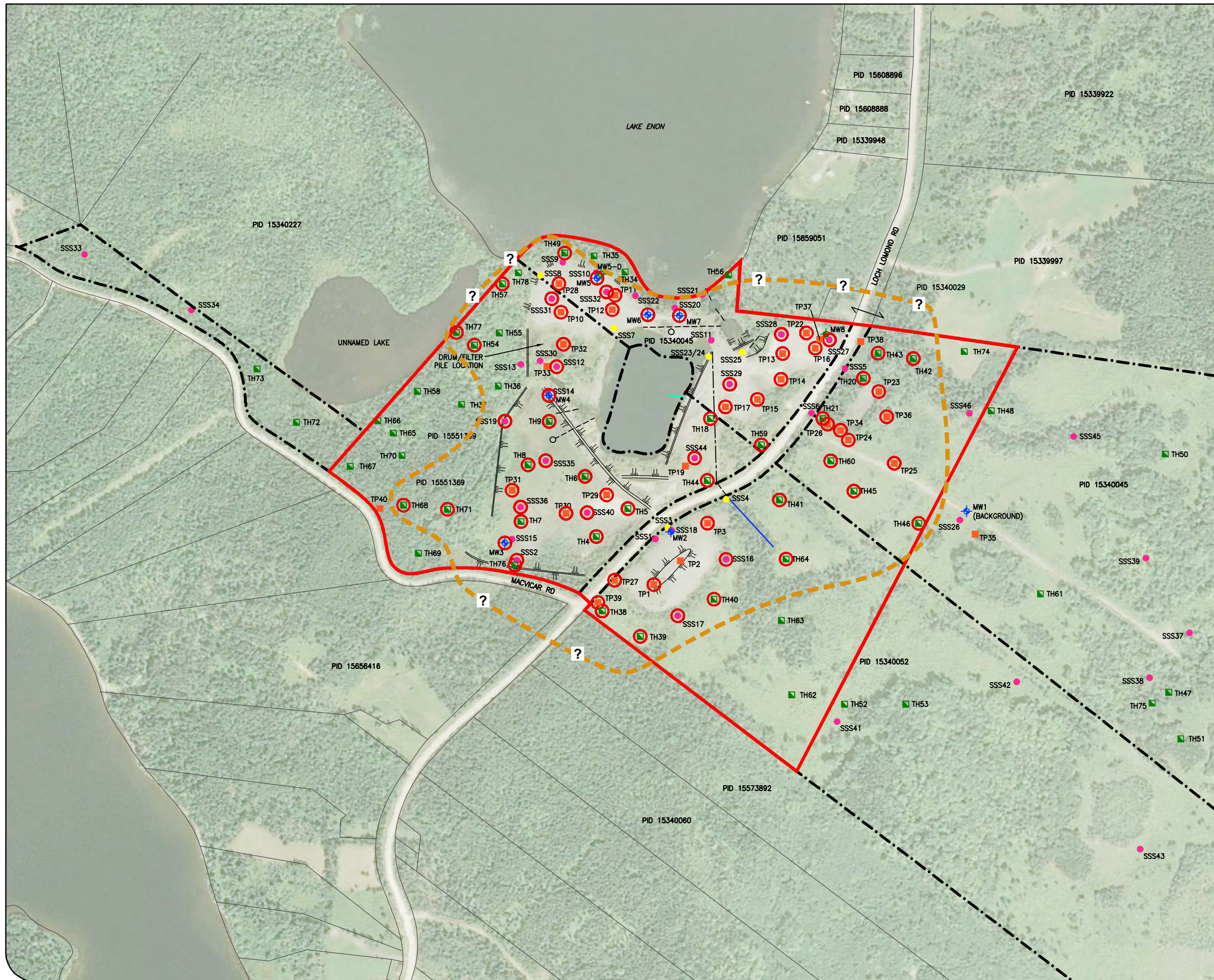
DILLON CONSULTING LIMITED

Nadine Wambolt, B. Tech, CET  
Project Manager

NJW/kme:rc  
Our File: 22-3723

# ATTACHMENT A

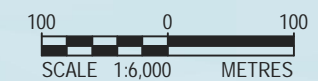
## *Figures*



## BUILD NOVA SCOTIA SUPPLEMENTAL SAMPLING PROGRAM LAKE ENON FORMER MILL SITE, CBRM, NS

METAL EXCEEDANCES IN SOIL  
FIGURE C-1

- STUDY BOUNDARY
- ASSESSMENT PROPERTIES
- PROPERTY LINE
- BERM
- DRAINAGE DITCH
- BROOK
- CULVERT
- OUTFALL
- VERTICAL DRAIN
- STEEP SLOPE
- + MONITORING WELL
- + DEEP MONITORING WELL
- TEST PIT
- TEST HOLE
- ARD SHALLOW TEST HOLE
- SURFACE SOIL SAMPLE
- METAL EXCEEDANCES OF THE TIER I  
EQS AND BACKGROUND IN SOIL
- ESTIMATED EXTENT OF METALS  
IMPACTS IN SOIL



MAP/DRAWING INFORMATION  
GeoNOVA Civic Address Finder, Nova Scotia Property  
Online and Bing Maps. Property lines are approximate  
only. This is not a legal survey.

CREATED BY: TLR  
CHECKED BY: NJW  
DESIGNED BY: BCT

File Location:  
c:\pw working directory\projects  
2022\dillon\_50\tr\0100559\223723-05-03\_fig\_c-1.dwg  
October, 30, 2023 3:18 PM



PROJECT: 22-3723  
DATE: OCTOBER 2023



**BUILD NOVA SCOTIA  
SUPPLEMENTAL SAMPLING PROGRAM  
LAKE ENON FORMER MILL SITE,  
CBRM, NS**

**METAL EXCEEDANCES  
IN SURFACE WATER  
FIGURE C-2**

- STUDY BOUNDARY
- ASSESSMENT PROPERTIES
- PROPERTY LINE
- BERM
- DRAINAGE DITCH
- BROOK
- CULVERT
- OUTFALL
- VERTICAL DRAIN
- ▨ STEEP SLOPE
- + MONITORING WELL
- + DEEP MONITORING WELL
- ▲ SED + SW/IMT AND/OR SURFACE WATER SAMPLE LOCATION
- TEST PIT
- TEST HOLE
- ARD SHALLOW TEST HOLE
- SURFACE SOIL SAMPLE
- METAL EXCEEDANCES OF THE TIER I EQS AND BACKGROUND IN SURFACE WATER



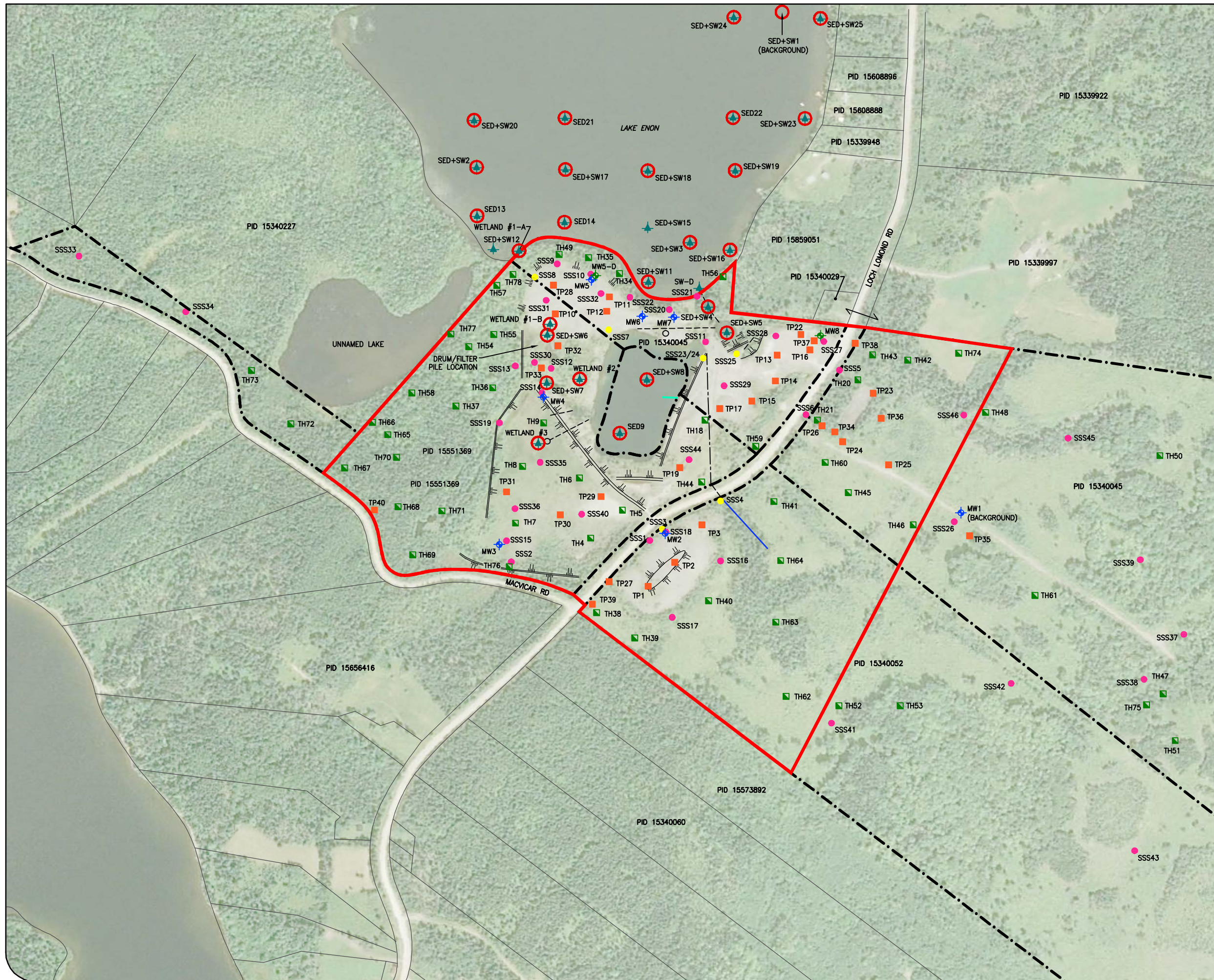
MAP/DRAWING INFORMATION  
GeoNOVA Civic Address Finder, Nova Scotia Property Online and Bing Maps. Property lines are approximate only. This is not a legal survey.

CREATED BY: TLR  
CHECKED BY: NJW  
DESIGNED BY: BCT

File Location:  
c:\pw working directory\projects  
2022\dillon\_50\tr\0100559\223723-05-03\_fig\_c-2.dwg  
October, 25, 2023 12:20 PM



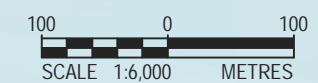
PROJECT: 22-3723  
DATE: OCTOBER 2023



## BUILD NOVA SCOTIA SUPPLEMENTAL SAMPLING PROGRAM LAKE ENON FORMER MILL SITE, CBRM, NS

METAL EXCEEDANCES IN SEDIMENT  
FIGURE C-3

- STUDY BOUNDARY
- ASSESSMENT PROPERTIES
- PROPERTY LINE
- BERM
- DRAINAGE DITCH
- BROOK
- CULVERT
- OUTFALL
- VERTICAL DRAIN
- STEEP SLOPE
- MONITORING WELL
- DEEP MONITORING WELL
- SED+SWIMMENT AND/OR SURFACE WATER SAMPLE LOCATION
- TEST PIT
- TEST HOLE
- ARD SHALLOW TEST HOLE
- SURFACE SOIL SAMPLE
- METAL EXCEEDANCES OF THE TIER I EQS AND BACKGROUND IN SEDIMENT



MAP/DRAWING INFORMATION  
GeoNOVA Civic Address Finder, Nova Scotia Property Online and Bing Maps. Property lines are approximate only. This is not a legal survey.

CREATED BY: TLR  
CHECKED BY: NJW  
DESIGNED BY: BCT

File Location:  
c:\pw working directory\projects  
2022\dillon\_50tr\0100559\223723-05-03\_fig\_c-3.dwg  
October, 27, 2023 7:40 AM



PROJECT: 22-3723  
DATE: OCTOBER 2023

# ATTACHMENT B

*Test Hole and Test Pit Logs*

| Sample Location  | Depth (mbgs) | UTM Northing | UTM Easting | Color         | Description   | Stains Y/N | Odours Y/N | Comments  |
|------------------|--------------|--------------|-------------|---------------|---|------------|------------|---|
| Spring/Fall 2023 |              |              |             |               |   |            |            |   |
| TH44             |              |              |             |               |   |            |            |   |
| TH44-SS1         | 0-0.15       | 5075244.46   | 691141.63   | Brown         | Silt with organics                                      | N          | N          |   |
| TH44-SS2         | 0.15-0.30    |              |             | Brown         | Silt with organics and some rocks                       | N          | N          |   |
| TH45             |              |              |             |               |   |            |            |   |
| TH45-SS1         | 0-0.15       | 5075227.09   | 691379.82   | Brown         | Silt with organics and some gravel, damp to wet         | N          | N          |   |
| TH45-SS2         | 0.15-0.30    |              |             | Brown         | Silt with some gravel, wet                              | N          | N          |   |
| TH46             |              |              |             |               |   |            |            |   |
| TH46-SS1         | 0-0.15       | 5075174.73   | 691485.14   | Brown         | Silt with organics, wet to saturated                    | N          | N          |   |
| TH46-SS2         | 0.15-0.30    |              |             | Brown         | Silt with organics, saturated                           | N          | N          |   |
| TH47             |              |              |             |               |   |            |            |   |
| TH47-SS1         | 0-0.15       | 5074899.99   | 691891.17   | Dark Brown    | Silt with organics, damp to wet, saturated              | N          | N          |   |
| TH47-SS2         | 0.15-0.30    |              |             | Dark Brown    | Silt with organics with gravel damp to wet, saturated   | N          | N          |   |
| TH48             |              |              |             |               |   |            |            |   |
| TH48-SS1         | 0-0.15       | 5075357.53   | 691602.6    | Brown         | Silt with organics and gravel, damp                     | N          | N          |   |
| TH48-SS2         | 0.15-0.30    |              |             | Brown         | Silt with organics, gravel                              | N          | N          |   |
| TH49             |              |              |             |               |   |            |            |   |
| TH49-SS1         | 0-0.15       | 5075614.19   | 690909.89   | Dark Brown    | Silt with organics                                      | N          | N          |   |
| TH49-SS2         | 0.15-0.30    |              |             | Brown         | Gravelly silt, saturated                                | N          | N          |   |
| TH50             |              |              |             |               |   |            |            |   |
| TH50-SS1         | 0-0.15       | 5075287.36   | 691885.87   | Brown         | Moss, organics, sand and gravel with trace silt         | N          | N          |   |
| TH50-SS2         | 0.15-0.30    |              |             | Light Brown   | Sand, silt with some gravel, damp                       | N          | N          |   |
| TH51             |              |              |             |               |   |            |            |   |
| TH51-SS1         | 0-0.15       | 5074824.06   | 691910.85   | Black/Brown   | Organics/moss, sand and gravel with silt, saturated     | N          | N          |   |
| TH51-SS2         | 0.15-0.30    |              |             | Light Brown   | Sand and gravel with silt, saturated                    | N          | N          | Groundwater encountered at 0.30 mbgs  |
| TH52             |              |              |             |               |   |            |            |   |
| TH52-SS1         | 0-0.15       | 5074880.64   | 691364.58   | Brown         | Silt with organics, gravel, moist                       | N          | N          |   |
| TH52-SS2         | 0.15-0.30    |              |             | Reddish/Brown | Gravelly silt, moist                                    | N          | N          |   |
| TH53             |              |              |             |               |   |            |            |   |
| TH53-SS1         | 0-0.15       | 5074880.62   | 691463.97   | Dark Brown    | Silt with organics, damp to moist                       | N          | N          |   |
| TH53-SS2         | 0.15-0.30    |              |             | Reddish Brown | Silt, some organics                                     | N          | N          | Groundwater encountered at 0.30 mbgs. What appeared to be a natural organics sheen. |
| TH54             |              |              |             |               |   |            |            |   |
| TH54-SS1         | 0-0.15       | 5075464.49   | 690763.27   | Brown         | Silt with organics, gravel, damp                        | N          | N          |   |
| TH54-SS2         | 0.15-0.30    |              |             | Brown         | Silt with gravel  | N          | N          |   |
| TH55             |              |              |             |               |   |            |            |   |
| TH55-SS1         | 0-0.15       | 5075484.27   | 690803.71   | Brown         | Silt with organics, trace gravel, damp                  | N          | N          |   |
| TH55-SS2         | 0.15-0.30    |              |             | Brown         | Gravelly silt, damp to wet, saturated                   | N          | N          | Groundwater encountered at 0.25 mbgs. What appeared to be a natural organics sheen. |
| TH56             |              |              |             |               |   |            |            |   |
| TP56-SS1         | 0-0.15       | 5075583.7    | 691171.93   | Black/Brown   | Rocky gravel, organics and trace sand                   | N          | N          |   |
| TP56-SS2         | 0.15-0.30    |              |             | Black/Brown   | Organics, sand and gravel                               | N          | N          |   |
| TH57             |              |              |             |               |   |            |            |   |
| TP57-SS1         | 0-0.15       | 5075564.08   | 690808.79   | Black         | Moss, grass cover, organics with silt, saturated        | N          | N          |   |
| TP57-SS2         | 0.15-0.30    |              |             | Brown         | Clayey silt, saturated                                  | N          | N          |   |
| TH58             |              |              |             |               |   |            |            |   |
| TP58-SS1         | 0-0.15       | 5075389.36   | 690670.83   | Black         | Organics, moss  | N          | N          |   |
| TP58-SS2         | 0.15-0.30    |              |             | Brown         | Silty sand, trace gravel                                | N          | N          |   |
| TH59             |              |              |             |               |   |            |            |   |
| TP59-SS1         | 0-0.15       | 5075302.24   | 691229.6    | Brown         | Grass, moss cover, silty sand with gravel, damp to wet. | N          | N          |   |
| TP59-SS2         | 0.15-0.30    |              |             | Light Brown   | Sandy silt, damp  | N          | N          |   |

| Sample Location | Depth (mbgs) | UTM Northing | UTM Easting | Color                     | Description  | Stains Y/N | Odours Y/N | Comments                                      |
|-----------------|--------------|--------------|-------------|---------------------------|--|------------|------------|---|
| TH60            |              |              |             |                           |  |            |            |   |
| TH60-SS1        | 0-0.15       | 5075276.24   | 691342.09   | Dark Brown                | Grass, organics cover, silt with trace sand, saturated | N          | N          |   |
| TH60-SS2        | 0.15-0.30    |              |             | Dark Brown                | Silty sand and gravel, wet                             | N          | N          |   |
| TH61            |              |              |             |                           |  |            |            |   |
| TH61-SS1        | 0-0.15       | 5075060.11   | 691682.81   | Brown                     | Silt with organics, damp                               | N          | N          |   |
| TH61-SS2        | 0.15-0.30    |              |             | Brown                     | Silty sand with gravel, trace organics                 | N          | N          | Groundwater encountered at 0.30 mbgs          |
| TH62            |              |              |             |                           |  |            |            |   |
| TH62-SS1        | 0-0.15       | 5074895.96   | 691278.75   | Brown                     | Sandy silt with organics and gravel                    | N          | N          |   |
| TH62-SS2        | 0.15-0.30    |              |             | Brown                     | Sandy silt with gravel                                 | N          | N          |   |
| TH63            |              |              |             |                           |  |            |            |   |
| TH63-SS1        | 0-0.15       | 5075016.66   | 691261.81   | Reddish Brown             | Silty sand and gravel with organics                    | N          | N          |   |
| TH63-SS2        | 0.15-0.30    |              |             | Reddish Brown             | Silty sand with gravel, trace brown sand, coarse       | N          | N          |   |
| TH64            |              |              |             |                           |  |            |            |   |
| TH64-SS1        | 0-0.15       | 5075116.65   | 691269.77   | Dark Brown/Brown/Yellow   | Silty sand with gravel and organics                    | N          | N          |   |
| TH64-SS2        | 0.15-0.30    |              |             | Brown                     | Silty sand with gravel                                 | N          | N          |   |
| TH65            |              |              |             |                           |  |            |            |   |
| TH65-SS1        | 0-0.15       | 5075321.44   | 690631.56   | Brown                     | Silt with gravel, damp to wet                          | N          | N          |   |
| TH65-SS2        | 0.15-0.30    |              |             | Brown                     | Gravelly silt, wet to saturated                        | N          | N          |   |
| TH66            |              |              |             |                           |  |            |            |   |
| TH66-SS1        | 0-0.15       | 5075341.46   | 690606.58   | Reddish Brown/Light Brown | Silt, trace sand with gravel and organics              | N          | N          |   |
| TH66-SS2        | 0.15-0.30    |              |             | Light Brown               | Silty sand with gravel, saturated                      | N          | N          |   |
| TH67            |              |              |             |                           |  |            |            |   |
| TH67-SS1        | 0-0.15       | 5075267.23   | 690561.41   | Black/Light Brown         | Clayey silt with organics                              | N          | N          |   |
| TH67-SS2        | 0.15-0.30    |              |             | Light Brown               | Clayey silt  | N          | N          |   |
| TH68            |              |              |             |                           |  |            |            |   |
| TH68-SS1        | 0-0.15       | 5075204.17   | 690648.2    | Brown                     | Silty sand with trace gravel and organics              | N          | N          |   |
| TH68-SS2        | 0.15-0.30    |              |             | Brown                     | Silty sand with some gravel, damp to saturated         | N          | N          |   |
| TH69            |              |              |             |                           |  |            |            |   |
| TH69-SS1        | 0-0.15       | 5075125.96   | 690672.31   | Brown                     | Silty sand with trace gravel and organics              | N          | N          |   |
| TH69-SS2        | 0.15-0.30    |              |             | Brown                     | Silty sand with trace gravel                           | N          | N          |   |
| TH70            |              |              |             |                           |  |            |            |   |
| TH70-SS1        | 0-0.15       | 5075284.8    | 690645.65   | Dark Brown                | Silt with organics, damp                               | N          | N          |   |
| TH70-SS2        | 0.15-0.30    |              |             | Brown                     | Gravelly silt, moist to wet                            | N          | N          | Groundwater encountered at 0.30 mbgs          |
| TH71            |              |              |             |                           |  |            |            |   |
| TH71-SS1        | 0-0.15       | 5075197.5    | 690719.63   | Brown                     | Silty clay with gravel, hard                           | N          | N          |   |
| TH71-SS2        | 0.15-0.30    |              |             | Brown                     | Silty clay with gravel, hard                           | N          | N          |   |
| TH72            |              |              |             |                           |  |            |            |   |
| TH72-SS1        | 0-0.15       | 5075338.84   | 690474.21   | Light Brown               | Silty sand with organics                               | N          | N          |   |
| TH72-SS2        | 0.15-0.30    |              |             | Light Brown               | Coarse sand, saturated                                 | N          | N          |   |
| TH73            |              |              |             |                           |  |            |            |   |
| TH73-SS1        | 0-0.15       | 5075425.9    | 690410.16   | Black/Grey                | Peat with clay and organics, wet                       | N          | N          |   |
| TH73-SS2        | 0.15-0.30    |              |             | Grey                      | Clayey sand, wet to saturated                          | N          | N          |   |
| TH74            |              |              |             |                           |  |            |            |   |
| TH74-SS1        | 0-0.15       | 5075453.96   | 691558.96   | Brown                     | Silty sand and gravel, damp to wet                     | N          | N          |   |
| TH74-SS2        | 0.15-0.30    |              |             | Brown                     | Silty sand and gravel, damp to wet                     | N          | N          | Groundwater encountered at 0.30 mbgs          |
| TH74-SS3        | 0.30-1.0     |              |             | Dark Brown                | Sand with silt and gravel, saturated                   | N          | N          |   |
| TH74-SS4        | 1.0-1.35     |              |             | Brown                     | Sand, silt and gravel, saturated                       | N          | N          |   |
| TH75            |              |              |             |                           |  |            |            |   |
| TH75-SS1        | 0-0.15       | 5074882.35   | 691864.48   | Dark Brown                | Rootmat, sand  | N          | N          |   |
| TH75-SS2        | 0.15-0.30    |              |             | Brown                     | Silty sand with trace gravel damp                      | N          | N          |   |
| TH75-SS3        | 0.30-0.75    |              |             | Brown                     | Sand with silt and gravel, saturated.                  | N          | N          |   |
| TH76            |              |              |             |                           |  |            |            |   |
| TH76-SS1        | 0 - 0.15     | 5075106.98   | 690828.99   | Brown/Grey                | Sand with grass, moss cover with black organics, damp  | N          | N          |   |
| TH76-SS2        | 0.15-0.30    |              |             | Grey                      | Sand, damp to saturated                                | N          | N          |   |
| TH76-SS3        | 0.15-0.85    |              |             | Grey/yellow               | Sand, damp to saturated                                | Y          | N          | Water table at 0.40 mbgs, Iron oxide staining |
| TH76-SS4        | 0.85-1.05    |              |             | Reddish Brown             | Fine grain silty sand                                  | N          | N          |   |
| TH76-SS5        | 1.05-1.20    |              |             | Brown/Grey                | Clay with fine grained sand, saturated                 | Y          | N          | Black iron oxide staining.                    |
| TH77            |              |              |             |                           |  |            |            |   |
| TH77-SS1        | 0-0.15       | 5075485.05   | 690734.07   | Light Brown               | Silty sand with organics                               | N          | N          |   |
| TH77-SS2        | 0.15-0.30    |              |             | Reddish Brown             | Silty sand and gravel, wet                             | N          | N          |   |
| TH77-SS3        | 0.30-1.0     |              |             | Reddish Brown             | Silty sand and gravel, wet                             | N          | N          |   |
| TH78            |              |              |             |                           |  |            |            |   |
| TH78-SS1        | 0-0.15       | 5075582.01   | 690834.99   | Dark Brown/Yellow         | Sandy silt with trace gravel                           | N          | N          |   |
| TH78-SS2        | 0.15-0.30    |              |             | Brown                     | Sandy silt with gravel, wet                            | N          | N          |   |
| TH78-SS3        | 0.30-1.0     |              |             | Reddish Brown             | Clayey silt  | N          | N          |   |
| TH78-SS4        | 1.0-1.50     |              |             | Brown                     | Clayey silt with rounded gravel, inferred bedrock      | N          | N          | Groundwater encountered at 0.1 mbgs           |

| Sample Location  | Depth (mbgs) | UTM Northing | UTM Easting | Color              | Description   | Stains Y/N | Odours Y/N | Comments   |
|------------------|--------------|--------------|-------------|--------------------|---|------------|------------|--|
| <b>Test Pits</b> |              |              |             |                    |   |            |            |  |
| <b>TP34</b>      |              |              |             |                    |   |            |            |  |
| TP34-SS1         | 0-0.15       | 5075326      | 691358      | Brown              | Gravelly silt with some organics, damp                  | N          | Y          | Mechanical, rubber and plastic debris.                   |
| TP34-SS2         | 0.15-1.0     |              |             | Brown              | Gravelly silt, wet to saturated                         | N          | N          | Mechanical debris, Groundwater encountered at 0.30 mbgs  |
| TP34-SS3         | 1.0-2.0      |              |             | Brown              | Silty gravel, saturated                                 | N          | N          | Mechanical and wood debris                               |
| TP34-SS4         | 2.0-2.45     |              |             | Brown              | Silty gravel with some clay, saturated                  | N          | N          | Refusal at 3 m, not bedrock, water flowing into the hole |
| <b>TP35</b>      |              |              |             |                    |   |            |            |  |
| TP35-SS1         | 0-0.15       | 5075157      | 691577      | Brown/Red          | Silt with gravel and organics                           | N          | N          |  |
| TP35-SS2         | 0.15-1.0     |              |             | Reddish Brown      | Silty clay with gravel, damp                            | N          | N          |  |
| TP35-SS3         | 1.0-2.0      |              |             | Reddish Brown      | Gravelly silty clay, damp                               | N          | N          |  |
| TP35-SS4         | 2.0-3.0      |              |             | Reddish Brown      | Gravelly silty clay, damp                               | N          | N          |  |
| TP35-SS5         | 3.0-4.0      |              |             | Grey and Brown     | Silty clayey gravel                                     | N          | N          |  |
| <b>TP36</b>      |              |              |             |                    |   |            |            |  |
| TP36-SS1         | 0-0.15       | 5075348      | 691433      | Brown/Red          | silt with trace gravel and organics                     | N          | N          | Black staining (organics)                                |
| TP36-SS2         | 0.15-1.0     |              |             | Reddish Brown      | Gravelly silt with clay                                 | N          | N          |  |
| TP36-SS3         | 1.0-2.0      |              |             | Reddish Brown      | Gravelly silty, hard                                    | N          | N          |  |
| TP36-SS4         | 2.0-3.0      |              |             | Reddish Brown      | Silt, lots of gravel/larger rocks, damp                 | N          | N          |  |
| TP36-SS5         | 3.0-3.5      |              |             | Reddish Brown      | Silt, lots of gravel/larger rocks with some clay, damp  | N          | N          |  |
| <b>TP37</b>      |              |              |             |                    |   |            |            |  |
| TP37-SS1         | 0-0.15       | 5075478      | 691331      | Grey/Reddish Brown | Gravelly silt, trace sand with some organics            | N          | N          |  |
| TP37-SS2         | 0.15-1.0     |              |             | Reddish Brown      | Gravelly/rock silt with some clay                       | N          | N          |  |
| TP37-SS3         | 1.0-2.0      |              |             | Reddish Brown      | Silty gravel  | N          | N          |  |
| TP37-SS4         | 2.0-3.0      |              |             | Reddish Brown      | Silty gravel  | N          | N          |  |
| TP37-SS5         | 3.0-4.0      |              |             | Reddish Brown      | Silty gravel with larger rocks                          | N          | N          |  |
| <b>TP38</b>      |              |              |             |                    |   |            |            |  |
| TP38-SS1         | 0-0.15       | 5075470      | 691391      | Brown              | Silt with organics                                      | N          | N          |  |
| TP38-SS2         | 0.15-1.0     |              |             | Brown              | Silt with some gravel, sand and organic deposits, damp. | N          | N          |  |
| TP38-SS3         | 1.0-2.0      |              |             | Brown              | Silt with some gravel, sand and organic deposits, damp. | N          | N          |  |
| TP38-SS4         | 2.0-3.0      |              |             | Brown              | Silty gravel, heavily saturated                         | N          | N          |  |
| TP38-SS5         | 3.0-3.6      |              |             | Brown              | Sandy silty gravel, saturated                           | N          | N          |  |
| <b>TP39</b>      |              |              |             |                    |   |            |            |  |
| TP39-SS1         | 0-0.15       | 5075046      | 690964      | Brown              | Gravelly silt, organics, damp                           | N          | N          |  |
| TP39-SS2         | 0.15-1.0     |              |             | Brown              | Gravelly silt with some sand                            | N          | N          |  |
| TP39-SS3         | 1.0-2.0      |              |             | Brown              | Clayey gravelly silt, hard                              | N          | N          |  |
| TP39-SS4         | 2.0-3.0      |              |             | Brown              | Clayey gravelly silt                                    | N          | N          |  |
| TP39-SS5         | 3.0-4.0      |              |             | Brown              | Clayey gravelly silt, hard                              | N          | N          |  |
| <b>TP40</b>      |              |              |             |                    |   |            |            |  |
| TP40-SS1         | 0-0.15       | 690610       | 5075199     | Brown              | Silt with gravel and organics                           | N          | N          |  |
| TP40-SS2         | 0.15-1.0     |              |             | Brown              | Silt with gravel and organics                           | N          | N          |  |
| TP40-SS3         | 1.0-2.0      |              |             | Brown              | Silt, gravel, hard                                      | N          | N          |  |
| TP40-SS4         | 2.0-3.0      |              |             | Brown              | Silty gravel, hard                                      | N          | N          |  |
| TP40-SS5         | 3.0-4.0      |              |             | Brown              | Clayey silt with gravel, hard                           | N          | N          |  |

# ATTACHMENT C

## *Tables*







Table C-2: Soil Analytical Results - Petroleum Hydrocarbons



|  | BTEX       |                     |              |              | Petroleum Hydrocarbons (PHCs) |              |              |              |                           |                           |                           |                       |                         |                         |                |    |    |
|--|------------|---------------------|--------------|--------------|-------------------------------|--------------|--------------|--------------|---------------------------|---------------------------|---------------------------|-----------------------|-------------------------|-------------------------|----------------|----|----|
|  | Benzene    | Toluene             | Ethylbenzene | Xylene Total | PHC F1-BTEX (C6-C10-BTEX)     | EPH >C10-C16 | EPH >C16-C21 | EPH >C21-C32 | F2 (C10-C16 Hydrocarbons) | F3 (C16-C34 Hydrocarbons) | F4 (C34-C50 Hydrocarbons) | Modified TPH (Tier 1) | Hydrocarbon Resemblance | Reached Baseline at C32 |                |    |    |
|  | mg/kg      | mg/kg               | mg/kg        | mg/kg        | mg/kg                         | mg/kg        | mg/kg        | mg/kg        |                           |                           |                           | mg/kg                 | -                       | -                       |                |    |    |
| EQI  | 0.005      | 0.05                | 0.01         | 0.05         | 2.5                           | 10           | 10           | 15           |                           |                           |                           | 15                    | -                       | -                       |                |    |    |
| NS Tier I EQS Soil Commercial Potable Coarse | 0.042      | 0.35                | 0.043        | 0.73         | -                             | -            | -            | -            | -                         | -                         | -                         | 940*                  | -                       | -                       |                |    |    |
|  |            |                     |              |              |                               |              |              |              |                           |                           |                           | 1800**                | -                       | -                       |                |    |    |
|  |            |                     |              |              |                               |              |              |              |                           |                           |                           | 10,000***             | -                       | -                       |                |    |    |
| NS Tier I EQS Soil Commercial Potable Fine   | 0.094      | 0.74                | 0.089        | 1.5          | -                             | -            | -            | -            | -                         | -                         | -                         | 1,900*                | -                       | -                       |                |    |    |
|  |            |                     |              |              |                               |              |              |              |                           |                           |                           | 4,400**               | -                       | -                       |                |    |    |
|  |            |                     |              |              |                               |              |              |              |                           |                           |                           | 10,000***             | -                       | -                       |                |    |    |
| Field ID                                     | Date       | Sample Depth (mbgs) | Sample Type  |              |                               |              |              |              |                           |                           |                           |                       |                         |                         |                |    |    |
| Surface Soil Sampling                        |            |                     |              |              |                               |              |              |              |                           |                           |                           |                       |                         |                         |                |    |    |
| SSS12  | 2022-05-12 | 0.15 - 0.3          | Normal       | <0.0050      | <0.050                        | <0.010       | <0.050       | <2.5         | 23                        | 79                        | 2,500                     | 17                    | 950                     | 510                     | 2,600***       | #1 | #2 |
| Test Hole Sampling                           |            |                     |              |              |                               |              |              |              |                           |                           |                           |                       |                         |                         |                |    |    |
| TH4 SS1                                      | 2022-05-18 | 0 - 0.3             | Normal       | <0.02        | <0.05                         | <0.025       | <0.05        | -            | -                         | -                         | -                         | -                     | -                       | -                       | -              | -  | -  |
| TH5 SS1                                      | 2022-05-18 | 0.15 - 0.3          | Normal       | <0.02        | <0.05                         | <0.025       | <0.05        | -            | -                         | -                         | -                         | -                     | -                       | -                       | -              | -  | -  |
| TH8 SS2                                      | 2022-05-18 | 0.4 - 0.6           | Normal       | <0.02        | <0.05                         | <0.025       | <0.05        | -            | -                         | -                         | -                         | -                     | -                       | -                       | -              | -  | -  |
| TH20 SS1                                     | 2022-05-18 | 0.15 - 0.3          | Normal       | <0.02        | <0.05                         | <0.025       | <0.05        | -            | -                         | -                         | -                         | -                     | -                       | -                       | -              | -  | -  |
| TH21 SS1                                     | 2022-05-18 | 0.15 - 0.3          | Normal       | <0.02        | <0.05                         | <0.025       | <0.05        | -            | -                         | -                         | -                         | -                     | -                       | -                       | -              | -  | -  |
| Test Pit Sampling                            |            |                     |              |              |                               |              |              |              |                           |                           |                           |                       |                         |                         |                |    |    |
| TP1 1-2M SS2                                 | 2022-05-13 | 1.0 - 2.0           | Normal       | <0.02        | <0.05                         | <0.025       | <0.05        | -            | -                         | -                         | -                         | -                     | -                       | -                       | -              | -  | -  |
| TP10 2-3M SS1                                | 2022-05-12 | 2.0 - 3.0           | Normal       | <0.02        | <0.05                         | <0.025       | <0.05        | -            | -                         | -                         | -                         | -                     | -                       | -                       | -              | -  | -  |
| TP13 2-3M SS1                                | 2022-05-11 | 2.0 - 3.0           | Normal       | <0.005       | <0.05                         | <0.01        | <0.05        | <2.5         | <10                       | <10                       | <15                       | -                     | -                       | <15                     | No Resemblance | -  |    |
| TP14 2-3M SS1                                | 2022-05-11 | 2.0 - 3.0           | Normal       | <0.005       | <0.05                         | <0.01        | <0.05        | <2.5         | <10                       | <10                       | 22                        | -                     | -                       | 22***                   | #4             | #3 |    |
| TP15 0-1M SS3                                | 2022-05-12 | 0.0 - 1.0           | Normal       | <0.005       | <0.05                         | <0.01        | <0.05        | <2.5         | <10                       | <10                       | 21                        | -                     | -                       | 21***                   | #4             | #3 |    |
| TP16 (2-3M) SS1                              | 2022-05-11 | 2.0 - 3.0           | Normal       | <0.0050      | <0.050                        | <0.010       | <0.050       | <2.5         | <10                       | <10                       | 44                        | -                     | -                       | 44***                   | #1             | #3 |    |
| TP23 (2-3M) SS1 (F/D)                        | 2022-05-12 | 2.0 - 3.0           | Field_D      | <0.0050      | <0.050                        | <0.010       | <0.050       | <2.5         | <10                       | <10                       | 35                        | -                     | -                       | 35***                   | #1             | #3 |    |
| TP17 0-1M SS3                                | 2022-05-12 | 0.0 - 1.0           | Normal       | <0.02        | <0.05                         | <0.025       | <0.05        | -            | -                         | -                         | -                         | -                     | -                       | -                       | -              | -  |    |
| TP34 0.15-1.0M                               | 2023-09-20 | 0.15 - 1.0          | Normal       | <0.0050      | <0.050                        | <0.010       | <0.050       | <2.5         | <10                       | 18                        | 80                        | -                     | -                       | 99**                    | #5             | #3 |    |
| TP34 2.0-2.45M                               | 2023-09-20 | 2.0 - 2.45          | Normal       | <0.0050      | <0.050                        | <0.010       | <0.050       | <2.5         | <10                       | <10                       | 50                        | -                     | -                       | 50***                   | #4             | #3 |    |

Comments  
 #1 Lube oil fraction.  
 #2 NO  
 #3 YES  
 #4 Possible lube oil fraction.  
 #5 One product in fuel/lube range, possible lube oil fraction.  
 \*Modified TPH (Gasoline)  
 \*\*Modified TPH (Fuel)  
 \*\*\*Modified TPH (Lube)

**Highlight** Indicates concentration exceeds Tier I EQS

Environmental Standards

Nova Scotia Environment, September 2021, NS Tier I EQS Soil Commercial Potable Coarse

Nova Scotia Environment, September 2021, NS Tier I EQS Soil Commercial Potable Fine

Table C-3: Surface Water Analytical Results - General Chemistry



|  |            | General Chemistry  |                    |              |                               |                |                        |                |           |            |                               |                    |        |               |               |                            |          |               | Calculated Parameters |                              |           |                       |                        |                       |                 |                                   |                 |              |               |                                |                        |      |
|--|------------|--------------------|--------------------|--------------|-------------------------------|----------------|------------------------|----------------|-----------|------------|-------------------------------|--------------------|--------|---------------|---------------|----------------------------|----------|---------------|-----------------------|------------------------------|-----------|-----------------------|------------------------|-----------------------|-----------------|-----------------------------------|-----------------|--------------|---------------|--------------------------------|------------------------|------|
|  |            | Carbonate as CaCO3 | Alkalinity (total) | Ammonia as N | Total Kjeldahl Nitrogen (TKN) | Nitrate (as N) | Nitrite + Nitrate as N | Nitrite (as N) | Phosphate | Phosphorus | Electrical Conductivity (Lab) | Chloride (litre/d) | Colour | Cyanide, free | Cyanide Total | Total Organic Carbon (TOC) | pH (Lab) | Silica (SiO2) | Sulphate (litre/d)    | Hardness as CaCO3 (Measured) | Turbidity | Langlier Index (@ 4C) | Langlier Index (@ 20C) | Saturation pH (@ 20C) | Saturation @ 4C | Alkalinity (Bicarbonate as CaCO3) | % Ionic Balance | Anions Total | Cations Total | Total Dissolved Solids (Calc.) | Total Suspended Solids |      |
|  |            | mg/L               | mg/L               | mg/L         | mg/L                          | mg/L           | mg/L                   | mg/L           | mg/L      | µS/cm      | mg/L                          | -                  | -      | mg/L          | mg/L          | mg/L                       | pH Units | mg/L          | mg/L                  | mg/L                         | NTU       | N/A                   | N/A                    | N/A                   | N/A             | mg/L                              | %               | meq/L        | meq/L         | mg/L                           | mg/L                   |      |
| EOL                                    |            | 1                  | 2                  | 0.05         | 0.1                           | 0.05           | 0.05                   | 0.01           | 0.01      | 0.1        | 1                             | 1                  | 5      | 0.001         | 0.005         | 0.5                        |          | 0.5           | 2                     | 1                            | 0.1       |                       |                        |                       |                 | 1                                 |                 |              |               |                                | 1                      | 1    |
| NS Tier I EOS Freshwater Surface Water |            |                    |                    |              |                               |                |                        |                |           |            |                               |                    |        |               | 0.005         |                            |          |               |                       |                              |           |                       |                        |                       |                 |                                   |                 |              |               |                                |                        |      |
| Field ID                               | Date       | Sample Type        | <1.0               | 22           | 0.073                         | -              | <0.050                 | <0.050         | <0.010    | <0.010     | <0.1                          | 120                | 5.8    | 10            | <0.0010       | <0.0050                    | 3.7      | 7.48          | 1.3                   | 22                           | 44        | 1.3                   | -1.56                  | -1.31                 | 8.79            | 9.04                              | 22              | 0.470        | 1.06          | 1.05                           | 63                     | -    |
| SW1 (BACKGROUND)                       | 2022-05-18 | Normal             | <1.0               | 24           | 0.059                         | -              | <0.050                 | <0.050         | <0.010    | <0.010     | <0.1                          | 120                | 5.9    | 10            | <0.0010       | <0.0050                    | 3.1      | 7.33          | 1.5                   | 21                           | 45        | 1.1                   | -1.66                  | -1.41                 | 8.74            | 8.99                              | 24              | 0.00         | 1.09          | 1.09                           | 65                     | -    |
| SW2                                    | 2022-05-18 | Normal             | <1.0               | 25           | 0.063                         | -              | <0.050                 | <0.050         | <0.010    | <0.010     | <0.1                          | 120                | 5.9    | 12            | <0.0010       | <0.0050                    | 3.3      | 7.44          | 1.3                   | 22                           | 45        | 0.94                  | -1.55                  | -1.30                 | 8.73            | 8.99                              | 25              | 1.82         | 1.12          | 1.08                           | 66                     | -    |
| SW3                                    | 2022-05-17 | Normal             | <1.0               | 91           | <0.050                        | 0.16           | <0.050                 | <0.050         | <0.010    | <0.010     | <0.1                          | 250                | 4.9    | 8.4           | <0.0010       | <0.0050                    | 4.0      | 8.02          | 0.74                  | 30                           | 110       | 2.8                   | -0.0670                | 0.184                 | 7.84            | 8.09                              | 90              | 3.82         | 2.58          | 2.39                           | 140                    | -    |
| SW4                                    | 2022-05-17 | Normal             | 1.1                | 92           | 0.11                          | -              | <0.050                 | <0.050         | <0.010    | <0.010     | <0.1                          | 250                | 5.3    | 9.3           | <0.0010       | <0.0050                    | 3.6      | 8.10          | 0.52                  | 30                           | 110       | 3.6                   | 0.00900                | 0.259                 | 7.84            | 8.09                              | 90              | 5.03         | 2.61          | 2.36                           | 140                    | -    |
| SW5                                    | 2022-05-18 | Normal             | 1.7                | 130          | 0.17                          | -              | <0.050                 | <0.050         | <0.010    | <0.010     | <0.1                          | 310                | 3.9    | 17            | <0.0010       | <0.0050                    | 11       | 8.15          | 1.3                   | 30                           | 140       | 1.4                   | 0.265                  | 0.516                 | 7.63            | 7.88                              | 130             | 6.75         | 3.32          | 2.90                           | 170                    | -    |
| SW6                                    | 2022-05-18 | Normal             | 1.4                | 150          | 0.13                          | -              | <0.050                 | <0.050         | <0.010    | <0.010     | <0.1                          | 380                | 5.6    | 12            | <0.0010       | <0.0050                    | 4.1      | 8.02          | 1.3                   | 44                           | 180       | 0.99                  | 0.295                  | 0.545                 | 7.47            | 7.72                              | 140             | 2.17         | 4.00          | 3.83                           | 210                    | -    |
| SW7                                    | 2022-05-17 | Normal             | <1.0               | 79           | <0.050                        | -              | <0.050                 | <0.050         | <0.010    | <0.010     | <0.1                          | 220                | 4.8    | 8.7           | <0.0010       | <0.0050                    | 3.3      | 8.12          | 1.8                   | 26                           | 96        | 2.7                   | -0.0890                | 0.162                 | 7.96            | 8.21                              | 78              | 3.93         | 2.25          | 2.08                           | 120                    | -    |
| SW8                                    | 2022-12-02 | Normal             | <1.0               | 84           | <0.050                        | -              | 0.058                  | 0.058          | <0.010    | <0.010     | <0.1                          | 260                | 14     | 17            | -             | -                          | 4.6      | 8.00          | 2.0                   | 31                           | 120       | 2.6                   | -0.113                 | 0.138                 | 7.86            | 8.11                              | 83              | 1.87         | 2.72          | 2.62                           | 150                    | -    |
| SW-D                                   | 2023-07-12 | Normal             | -                  | -            | -                             | -              | -                      | -              | -         | -          | -                             | -                  | -      | -             | -             | -                          | -        | -             | -                     | -                            | -         | -                     | -                      | -                     | -               | -                                 | -               | -            | -             | -                              | -                      | -2.0 |
| SW11                                   | 2023-07-04 | Normal             | <1.0               | 29           | <0.050                        | -              | <0.050                 | <0.050         | <0.010    | <0.010     | <0.1                          | 130                | 8.6    | 6.9           | -             | -                          | 3.0      | 7.60          | 1.2                   | 28                           | 53        | 0.58                  | -1.27                  | -1.01                 | 8.61            | 8.86                              | 29              | 3.68         | 1.41          | 1.31                           | 82                     | -    |
| SW12                                   | 2023-07-04 | Normal             | <1.0               | 27           | <0.050                        | -              | <0.050                 | <0.050         | <0.010    | <0.010     | <0.1                          | 140                | 8.4    | 7.4           | -             | -                          | 3.0      | 7.62          | 1.2                   | 14                           | 52        | 0.58                  | -1.26                  | -1.01                 | 8.63            | 8.88                              | 27              | 9.40         | 1.06          | 1.28                           | 65                     | -    |
| SW14                                   | 2023-07-04 | Normal             | <1.0               | 25           | <0.050                        | -              | 0.058                  | 0.058          | <0.010    | <0.010     | <0.1                          | 130                | 8.4    | 7.5           | -             | -                          | 3.0      | 7.60          | 1.2                   | 28                           | 51        | 0.61                  | -1.34                  | -1.09                 | 8.69            | 8.94                              | 25              | 2.31         | 1.33          | 1.27                           | 79                     | -    |
| SW15                                   | 2023-07-04 | Normal             | <1.0               | 27           | <0.050                        | -              | <0.050                 | <0.050         | <0.010    | <0.010     | <0.1                          | 130                | 8.4    | 6.9           | -             | -                          | 3.1      | 7.61          | 1.2                   | 29                           | 53        | 0.62                  | -1.27                  | -1.02                 | 8.63            | 8.88                              | 27              | 2.21         | 1.39          | 1.33                           | 81                     | -    |
| SW16                                   | 2023-07-04 | Normal             | <1.0               | 27           | <0.050                        | -              | <0.050                 | <0.050         | <0.010    | <0.010     | <0.1                          | 130                | 11     | 7.0           | -             | -                          | 3.0      | 7.60          | 1.3                   | 28                           | 52        | 0.57                  | -1.30                  | -1.05                 | 8.65            | 8.90                              | 27              | 4.00         | 1.43          | 1.32                           | 83                     | -    |
| SW17                                   | 2023-07-04 | Normal             | <1.0               | 28           | <0.050                        | -              | <0.050                 | <0.050         | <0.010    | <0.010     | <0.1                          | 130                | 8.3    | 6.1           | -             | -                          | 3.0      | 7.61          | 1.2                   | 28                           | 53        | 0.68                  | -1.25                  | -1.00                 | 8.61            | 8.86                              | 28              | 2.21         | 1.39          | 1.33                           | 81                     | -    |
| SW18                                   | 2023-07-04 | Normal             | <1.0               | 28           | <0.050                        | -              | 0.061                  | 0.061          | <0.010    | <0.010     | <0.1                          | 130                | 8.5    | 6.7           | -             | -                          | 2.9      | 7.59          | 1.2                   | 28                           | 52        | 0.56                  | -1.30                  | -1.04                 | 8.64            | 8.89                              | 27              | 2.60         | 1.38          | 1.31                           | 81                     | -    |
| SW19                                   | 2023-07-04 | Normal             | <1.0               | 28           | <0.050                        | -              | <0.050                 | <0.050         | <0.010    | 0.022      | <0.1                          | 130                | 8.4    | 6.2           | -             | -                          | 3.0      | 7.62          | 1.2                   | 28                           | 51        | 0.73                  | -1.28                  | -1.02                 | 8.64            | 8.89                              | 28              | 5.30         | 1.39          | 1.25                           | 80                     | -    |
| SW20                                   | 2023-07-04 | Normal             | <1.0               | 27           | <0.050                        | -              | 0.073                  | 0.073          | <0.010    | <0.010     | <0.1                          | 130                | 8.4    | 6.8           | -             | -                          | 3.2      | 7.60          | 1.2                   | 29                           | 53        | 0.67                  | -1.29                  | -1.04                 | 8.63            | 8.89                              | 27              | 2.58         | 1.39          | 1.32                           | 81                     | -    |
| SW23                                   | 2023-07-04 | Normal             | <1.0               | 31           | <0.050                        | -              | <0.050                 | <0.050         | 0.029     | <0.010     | <0.1                          | 130                | 8.5    | 8.6           | -             | -                          | 3.0      | 7.61          | 1.2                   | 29                           | 52        | 0.46                  | -1.23                  | -0.979                | 8.59            | 8.84                              | 30              | 6.23         | 1.45          | 1.28                           | 82                     | -    |
| SW24                                   | 2023-07-04 | Normal             | <1.0               | 28           | <0.050                        | -              | <0.050                 | <0.050         | <0.010    | <0.010     | <0.1                          | 130                | 8.4    | 6.8           | -             | -                          | 3.0      | 7.56          | 1.2                   | 28                           | 52        | 0.68                  | -1.32                  | -1.06                 | 8.62            | 8.87                              | 28              | 3.35         | 1.39          | 1.30                           | 81                     | -    |
| SW25                                   | 2023-07-04 | Normal             | <1.0               | 27           | <0.050                        | -              | <0.050                 | <0.050         | <0.010    | <0.010     | <0.1                          | 130                | 8.5    | 6.8           | -             | -                          | 3.0      | 7.61          | 1.2                   | 28                           | 52        | 0.54                  | -1.28                  | -1.03                 | 8.64            | 8.89                              | 27              | 2.99         | 1.38          | 1.30                           | 80                     | -    |
| SW26                                   | 2023-07-04 | Normal             | <1.0               | 26           | <0.050                        | -              | 0.070                  | 0.070          | <0.010    | <0.010     | <0.1                          | 130                | 8.3    | 7.9           | -             | -                          | 3.0      | 7.59          | 1.3                   | 28                           | 52        | 0.52                  | -1.33                  | -1.08                 | 8.67            | 8.92                              | 26              | 2.29         | 1.34          | 1.28                           | 79                     | -    |

Environmental Standards  
 Nova Scotia Environment, September 2021, NS Tier I EOS Freshwater Surface Water  
 Highlight Indicates concentration exceeds Tier I EOS



|  | Metals           |          |         |        |           |         |       |         |         |                          |        |        |               |               |      |       |
|--|------------------|----------|---------|--------|-----------|---------|-------|---------|---------|--------------------------|--------|--------|---------------|---------------|------|-------|
|  | Aluminium        | Antimony | Arsenic | Barium | Beryllium | Bismuth | Boron | Cadmium | Calcium | Chromium (Total, III+VI) | Cobalt | Copper | Cyanide, free | Cyanide Total | Iron | Lead  |
|  | mg/L             | mg/L     | mg/L    | mg/L   | mg/L      | mg/L    | mg/L  | mg/L    | mg/L    | mg/L                     | mg/L   | mg/L   | mg/L          | mg/L          | mg/L | mg/L  |
| NS Tier I EQS Freshwater Surface Water | 1.0 <sup>1</sup> | 0.009    | 0.005   | 1      | 0.00015   |         | 1.5   | 0.00009 |         | 0.0089                   | 0.001  | 0.002  |               | 0.005         | 0.3  | 0.001 |

| Field ID          | Date       | Sample Type | Aluminium | Antimony | Arsenic | Barium | Beryllium | Bismuth | Boron  | Cadmium   | Calcium | Chromium (Total, III+VI) | Cobalt   | Copper   | Cyanide, free | Cyanide Total | Iron  | Lead     |
|-------------------|------------|-------------|-----------|----------|---------|--------|-----------|---------|--------|-----------|---------|--------------------------|----------|----------|---------------|---------------|-------|----------|
| SW1 (BACKGROUND)  | 2022-05-18 | Normal      | 0.052     | <0.0010  | <0.0010 | 0.082  | <0.00010  | <0.0020 | <0.05  | 0.000015  | 15      | <0.0010                  | <0.00040 | 0.00051  | <0.0010       | <0.0050       | <0.05 | 0.0018   |
| SW2               | 2022-05-18 | Normal      | 0.047     | <0.0010  | <0.0010 | 0.066  | <0.00010  | <0.0020 | <0.05  | <0.000010 | 16      | <0.0010                  | <0.00040 | <0.00050 | <0.0010       | <0.0050       | <0.05 | <0.00050 |
| SW3               | 2022-05-18 | Normal      | 0.052     | <0.0010  | <0.0010 | 0.069  | <0.00010  | <0.0020 | <0.05  | 0.000011  | 16      | <0.0010                  | <0.00040 | <0.00050 | <0.0010       | <0.0050       | <0.05 | 0.00053  |
| SW4               | 2022-05-17 | Normal      | 0.055     | <0.0010  | <0.0010 | 0.33   | <0.00010  | <0.0020 | <0.05  | 0.00011   | 37      | <0.0010                  | <0.00040 | 0.00094  | <0.0010       | <0.0050       | 0.065 | 0.0056   |
| SW5               | 2022-05-17 | Normal      | 0.073     | <0.0010  | <0.0010 | 0.38   | <0.00010  | <0.0020 | <0.05  | 0.00012   | 36      | <0.0010                  | <0.00040 | 0.0011   | <0.0010       | <0.0050       | 0.073 | 0.0071   |
| SW6               | 2022-05-18 | Normal      | 0.013     | <0.0010  | <0.0010 | 0.31   | <0.00010  | <0.0020 | <0.05  | 0.000017  | 43      | <0.0010                  | <0.00040 | <0.00050 | <0.0010       | <0.0050       | <0.05 | 0.00078  |
| SW7               | 2022-05-18 | Normal      | <0.0050   | <0.0010  | <0.0010 | 0.24   | <0.00010  | <0.0020 | <0.05  | <0.000010 | 57      | <0.0010                  | <0.00040 | <0.00050 | <0.0010       | <0.0050       | <0.05 | <0.00050 |
| SW8               | 2022-05-17 | Normal      | 0.1       | <0.0010  | <0.0010 | 0.31   | <0.00010  | <0.0020 | <0.05  | 0.000039  | 32      | <0.0010                  | <0.00040 | 0.00094  | <0.0010       | <0.0050       | 0.11  | 0.0026   |
| SW-D              | 2022-12-02 | Normal      | 0.19      | <0.0010  | <0.0010 | 0.43   | <0.00010  | <0.0020 | <0.05  | 0.00011   | 39      | <0.0010                  | <0.00040 | 0.00095  | -             | -             | 0.16  | 0.007    |
|                   | 2023-07-12 | Normal      | 0.047     | <0.0010  | <0.0010 | 0.37   | <0.0010   | <0.0020 | <0.050 | 0.000038  | 33      | <0.0010                  | <0.00040 | 0.0013   | -             | -             | 0.059 | 0.002    |
| SW11              | 2023-07-04 | Normal      | 0.026     | <0.0010  | <0.0010 | 0.086  | <0.00010  | <0.0020 | <0.05  | 0.000014  | 18      | <0.0010                  | <0.00040 | <0.00050 | -             | -             | <0.05 | <0.00050 |
| SW12              | 2023-07-04 | Normal      | 0.024     | <0.0010  | <0.0010 | 0.085  | <0.00010  | <0.0020 | <0.05  | 0.000011  | 18      | <0.0010                  | <0.00040 | <0.00050 | -             | -             | <0.05 | <0.00050 |
| SW14              | 2023-07-04 | Normal      | 0.026     | <0.0010  | <0.0010 | 0.084  | <0.00010  | <0.0020 | <0.05  | 0.000015  | 18      | <0.0010                  | <0.00040 | <0.00050 | -             | -             | <0.05 | <0.00050 |
| SW26 (FD of SW14) | 2023-07-04 | Normal      | 0.026     | <0.0010  | <0.0010 | 0.086  | <0.00010  | <0.0020 | <0.05  | 0.000018  | 18      | <0.0010                  | <0.00040 | <0.00050 | -             | -             | <0.05 | <0.00050 |
| SW15              | 2023-07-04 | Normal      | 0.029     | <0.0010  | <0.0010 | 0.087  | <0.00010  | <0.0020 | <0.05  | 0.000014  | 18      | <0.0010                  | <0.00040 | <0.00050 | -             | -             | <0.05 | <0.00050 |
| SW16              | 2023-07-04 | Normal      | 0.028     | <0.0010  | <0.0010 | 0.088  | <0.00010  | <0.0020 | <0.05  | 0.000014  | 18      | <0.0010                  | <0.00040 | <0.00050 | -             | -             | <0.05 | <0.00050 |
| SW17              | 2023-07-04 | Normal      | 0.029     | <0.0010  | <0.0010 | 0.087  | <0.00010  | <0.0020 | <0.05  | 0.000013  | 18      | <0.0010                  | <0.00040 | <0.00050 | -             | -             | <0.05 | <0.00050 |
| SW18              | 2023-07-04 | Normal      | 0.026     | <0.0010  | <0.0010 | 0.087  | <0.00010  | <0.0020 | <0.05  | 0.000014  | 18      | <0.0010                  | <0.00040 | 0.00067  | -             | -             | <0.05 | <0.00050 |
| SW19              | 2023-07-04 | Normal      | 0.026     | <0.0010  | <0.0010 | 0.083  | <0.00010  | <0.0020 | <0.05  | 0.000011  | 18      | <0.0010                  | <0.00040 | <0.00050 | -             | -             | <0.05 | <0.00050 |
| SW20              | 2023-07-04 | Normal      | 0.028     | <0.0010  | <0.0010 | 0.087  | <0.00010  | <0.0020 | <0.05  | 0.000015  | 18      | <0.0010                  | <0.00040 | <0.00050 | -             | -             | <0.05 | <0.00050 |
| SW23              | 2023-07-04 | Normal      | 0.025     | <0.0010  | <0.0010 | 0.084  | <0.00010  | <0.0020 | <0.05  | 0.000017  | 18      | <0.0010                  | <0.00040 | <0.00050 | -             | -             | <0.05 | <0.00050 |
| SW24              | 2023-07-04 | Normal      | 0.028     | <0.0010  | <0.0010 | 0.087  | <0.00010  | <0.0020 | <0.05  | 0.000013  | 18      | <0.0010                  | <0.00040 | <0.00050 | -             | -             | <0.05 | <0.00050 |
| SW25              | 2023-07-04 | Normal      | 0.027     | <0.0010  | <0.0010 | 0.086  | <0.00010  | <0.0020 | <0.05  | 0.000012  | 18      | <0.0010                  | <0.00040 | <0.00050 | -             | -             | <0.05 | <0.00050 |
| WETLAND #1-A      | 2023-07-26 | Normal      | 0.0082    | <0.0010  | <0.0010 | 0.081  | <0.00010  | <0.0020 | <0.05  | 0.000037  | 77      | <0.0010                  | <0.00040 | <0.00050 | -             | -             | <0.05 | 0.00056  |
| WETLAND #1-B      | 2023-07-26 | Normal      | 0.13      | <0.0010  | <0.0010 | 0.26   | <0.00010  | <0.0020 | <0.05  | 0.00012   | 39      | <0.0010                  | <0.00040 | 0.00099  | -             | -             | 0.34  | 0.0048   |
| WETLAND #2        | 2023-07-26 | Normal      | 0.027     | <0.0010  | <0.0010 | 0.89   | <0.00010  | <0.0020 | <0.05  | 0.000052  | 98      | <0.0010                  | 0.00097  | 0.00069  | -             | -             | 1.3   | 0.033    |
| WETLAND #3        | 2023-07-26 | Normal      | 0.020     | <0.0010  | <0.0010 | 0.4    | <0.00010  | <0.0020 | <0.05  | 0.000020  | 41      | <0.0010                  | 0.00045  | 0.00076  | -             | -             | 5.5   | 0.0027   |

Environmental Standards  
 Nova Scotia Environment, September 2021, NS Tier I EQS Freshwater Surface Water  
 FD denotes Blind Field Duplicate Sample  
 1) The guidelines for aluminum is based on a pH ≥ 6.5.  
 2) Concentration considered analytically equivalent to the guideline value.

**Highlight** Indicates concentration exceeds Tier I EQS



|  | Metals    |           |          |            |        |           |          |         |        |           |          |      |          |         |          |       |
|--|-----------|-----------|----------|------------|--------|-----------|----------|---------|--------|-----------|----------|------|----------|---------|----------|-------|
|  | Magnesium | Manganese | Mercury  | Molybdenum | Nickel | Potassium | Selenium | Silver  | Sodium | Strontium | Thallium | Tin  | Titanium | Uranium | Vanadium | Zinc  |
|  | mg/L      | mg/L      | mg/L     | mg/L       | mg/L   | mg/L      | mg/L     | mg/L    | mg/L   | mg/L      | mg/L     | mg/L | mg/L     | mg/L    | mg/L     | mg/L  |
| NS Tier I EQS Freshwater Surface Water |           | 0.43      | 0.000026 | 0.073      | 0.025  |           | 0.001    | 0.00025 |        | 21        | 0.0008   |      |          | 0.015   | 0.12     | 0.007 |

| Field ID          | Date       | Sample Type | Magnesium | Manganese | Mercury   | Molybdenum | Nickel  | Potassium | Selenium            | Silver   | Sodium | Strontium | Thallium | Tin     | Titanium | Uranium  | Vanadium | Zinc    |
|-------------------|------------|-------------|-----------|-----------|-----------|------------|---------|-----------|---------------------|----------|--------|-----------|----------|---------|----------|----------|----------|---------|
| SW1 (BACKGROUND)  | 2022-05-18 | Normal      | 1.4       | 0.017     | <0.000013 | <0.0020    | <0.0020 | 0.39      | <0.00050            | <0.00010 | 3.7    | 1.8       | <0.00010 | <0.0020 | <0.0020  | <0.00010 | <0.0020  | 0.0056  |
| SW2               | 2022-05-18 | Normal      | 1.5       | 0.014     | <0.000013 | <0.0020    | <0.0020 | 0.35      | <0.00050            | <0.00010 | 3.8    | 1.8       | <0.00010 | <0.0020 | <0.0020  | <0.00010 | <0.0020  | <0.0050 |
| SW3               | 2022-05-18 | Normal      | 1.5       | 0.019     | <0.000013 | <0.0020    | <0.0020 | 0.36      | <0.00050            | <0.00010 | 3.8    | 1.8       | <0.00010 | <0.0020 | <0.0020  | <0.00010 | <0.0020  | <0.0050 |
| SW4               | 2022-05-17 | Normal      | 4.5       | 0.081     | <0.000013 | <0.0020    | <0.0020 | 0.83      | <0.00050            | <0.00010 | 3.3    | 9.5       | <0.00010 | <0.0020 | <0.0020  | 0.00085  | <0.0020  | 0.016   |
| SW5               | 2022-05-17 | Normal      | 4.6       | 0.08      | <0.000013 | <0.0020    | <0.0020 | 0.77      | <0.00050            | <0.00010 | 3.3    | 11        | <0.00010 | <0.0020 | 0.0022   | 0.00081  | <0.0020  | 0.013   |
| SW6               | 2022-05-18 | Normal      | 7         | 0.072     | <0.000013 | <0.0020    | <0.0020 | 0.79      | 0.00069             | <0.00010 | 3.1    | 16        | <0.00010 | <0.0020 | <0.0020  | 0.0015   | <0.0020  | 0.018   |
| SW7               | 2022-05-18 | Normal      | 9.3       | 0.14      | <0.000013 | <0.0020    | <0.0020 | 1.3       | <0.00050            | <0.00010 | 3.6    | 5.3       | <0.00010 | <0.0020 | <0.0020  | 0.00033  | <0.0020  | 0.0066  |
| SW8               | 2022-05-17 | Normal      | 4.3       | 0.036     | <0.000013 | <0.0020    | <0.0020 | 0.71      | 0.00054             | <0.00010 | 3      | 6.8       | <0.00010 | <0.0020 | 0.0040   | 0.00078  | <0.0020  | 0.013   |
| SW-D              | 2022-12-02 | Normal      | 4.6       | 0.067     | -         | <0.0020    | <0.0020 | 1.1       | 0.00085             | <0.00010 | 6.4    | 10        | <0.00010 | <0.0020 | 0.0030   | 0.00085  | <0.0020  | 0.028   |
|                   | 2023-07-12 | Normal      | 4.4       | 0.090     | -         | <0.0020    | <0.0020 | 0.450     | 0.00058             | <0.00010 | 4.4    | 11        | <0.00010 | <0.0020 | <0.0020  | 0.00072  | <0.0020  | 0.0088  |
| SW11              | 2023-07-04 | Normal      | 1.7       | 0.019     | <0.000013 | <0.0020    | <0.0020 | 0.45      | <0.00050            | <0.00010 | 5.6    | 2         | <0.00010 | <0.0020 | <0.0020  | <0.00010 | <0.0020  | <0.0050 |
| SW12              | 2023-07-04 | Normal      | 1.7       | 0.023     | <0.000013 | <0.0020    | <0.0020 | 0.4       | <0.00050            | <0.00010 | 5.5    | 2.1       | <0.00010 | <0.0020 | <0.0020  | <0.00010 | <0.0020  | <0.0050 |
| SW14              | 2023-07-04 | Normal      | 1.7       | 0.02      | <0.000013 | <0.0020    | <0.0020 | 0.44      | <0.00050            | <0.00010 | 5.5    | 2         | <0.00010 | <0.0020 | <0.0020  | <0.00010 | <0.0020  | <0.0050 |
| SW26 (FD of SW14) | 2023-07-04 | Normal      | 1.7       | 0.02      | <0.000013 | <0.0020    | <0.0020 | 0.43      | <0.00050            | <0.00010 | 5.5    | 2         | <0.00010 | <0.0020 | <0.0020  | <0.00010 | <0.0020  | <0.0050 |
| SW15              | 2023-07-04 | Normal      | 1.8       | 0.02      | <0.000013 | <0.0020    | <0.0020 | 0.44      | <0.00050            | <0.00010 | 5.8    | 2         | <0.00010 | <0.0020 | <0.0020  | <0.00010 | <0.0020  | <0.0050 |
| SW16              | 2023-07-04 | Normal      | 1.8       | 0.023     | <0.000013 | <0.0020    | <0.0020 | 0.45      | <0.00050            | <0.00010 | 5.9    | 2.1       | <0.00010 | <0.0020 | <0.0020  | <0.00010 | <0.0020  | <0.0050 |
| SW17              | 2023-07-04 | Normal      | 1.8       | 0.021     | <0.000013 | <0.0020    | <0.0020 | 0.46      | <0.00050            | <0.00010 | 5.8    | 2         | <0.00010 | <0.0020 | <0.0020  | <0.00010 | <0.0020  | 0.0091  |
| SW18              | 2023-07-04 | Normal      | 1.8       | 0.021     | <0.000013 | <0.0020    | <0.0020 | 0.44      | <0.00050            | <0.00010 | 5.8    | 2         | <0.00010 | <0.0020 | <0.0020  | <0.00010 | <0.0020  | <0.0050 |
| SW19              | 2023-07-04 | Normal      | 1.6       | 0.019     | <0.000013 | <0.0020    | <0.0020 | 0.4       | <0.00050            | <0.00010 | 5.3    | 2         | <0.00010 | <0.0020 | <0.0020  | <0.00010 | <0.0020  | <0.0050 |
| SW20              | 2023-07-04 | Normal      | 1.8       | 0.022     | <0.000013 | <0.0020    | <0.0020 | 0.44      | <0.00050            | <0.00010 | 5.7    | 2         | <0.00010 | <0.0020 | <0.0020  | <0.00010 | <0.0020  | <0.0050 |
| SW23              | 2023-07-04 | Normal      | 1.7       | 0.02      | <0.000013 | <0.0020    | <0.0020 | 0.41      | <0.00050            | <0.00010 | 5.4    | 2.1       | <0.00010 | <0.0020 | <0.0020  | <0.00010 | <0.0020  | <0.0050 |
| SW24              | 2023-07-04 | Normal      | 1.7       | 0.021     | <0.000013 | <0.0020    | <0.0020 | 0.43      | <0.00050            | <0.00010 | 5.6    | 2         | <0.00010 | <0.0020 | <0.0020  | <0.00010 | <0.0020  | <0.0050 |
| SW25              | 2023-07-04 | Normal      | 1.7       | 0.022     | <0.000013 | <0.0020    | <0.0020 | 0.45      | <0.00050            | <0.00010 | 5.6    | 2         | <0.00010 | <0.0020 | <0.0020  | <0.00010 | <0.0020  | <0.0050 |
| WETLAND #1-A      | 2023-07-26 | Normal      | 7.2       | 0.023     | -         | <0.0020    | <0.0020 | 0.92      | <0.00050            | <0.00010 | 5.7    | 19        | <0.00010 | <0.0020 | <0.0020  | 0.0011   | <0.0020  | 0.011   |
| WETLAND #1-B      | 2023-07-26 | Normal      | 5.2       | 0.43      | -         | 0.0021     | <0.0020 | 1.4       | 0.0011 <sup>2</sup> | <0.00010 | 2.8    | 20        | <0.00010 | <0.0020 | 0.0034   | 0.00087  | <0.0020  | 0.052   |
| WETLAND #2        | 2023-07-26 | Normal      | 10        | 7.6       | -         | 0.0026     | <0.0020 | 1.2       | <0.00050            | <0.00010 | 5.8    | 15        | <0.00010 | <0.0020 | <0.0020  | 0.0014   | <0.0020  | 0.0078  |
| WETLAND #3        | 2023-07-26 | Normal      | 6.3       | 0.87      | -         | <0.0020    | <0.0020 | 0.9       | <0.00050            | <0.00010 | 3.3    | 6.1       | <0.00010 | <0.0020 | <0.0020  | <0.00010 | <0.0020  | 0.013   |

Environmental Standards  
 Nova Scotia Environment, September 2021, NS Tier I EQS Fre  
 FD denotes Blind Field Duplicate Sample  
 1) The guidelines for aluminum is based on a pH ≥ 6.5.  
 2) Concentration considered analytically equivalent to the gu  
 Highlight Indicates concentration ex

Table C-5: Sediment Analytical Results - Metals and Physical Properties



|                                   | Physical Properties |                         | General Chemistr | Metals               |           |          |         |        |           |         |       |         |                          |        |        |               |               |
|-----------------------------------|---------------------|-------------------------|------------------|----------------------|-----------|----------|---------|--------|-----------|---------|-------|---------|--------------------------|--------|--------|---------------|---------------|
|                                   | Moisture Content    | Sieve - #200 (>0.075mm) |                  | Total Organic Carbon | Aluminium | Antimony | Arsenic | Barium | Beryllium | Bismuth | Boron | Cadmium | Chromium (Total, III+VI) | Cobalt | Copper | Cyanide, free | Cyanide Total |
|                                   | %                   | %                       | mg/kg            | mg/kg                | mg/kg     | mg/kg    | mg/kg   | mg/kg  | mg/kg     | mg/kg   | mg/kg | mg/kg   | mg/kg                    | mg/kg  | mg/kg  | mg/kg         | mg/kg         |
| NS Tier I EQS Freshwater Sediment | -                   | -                       | -                | -                    | 25        | 17       | -       | -      | -         | -       | 3.5   | 90      | -                        | 197    | -      | -             |               |

| Monitoring Zone      | Date       | Sample Type | Moisture Content | Sieve - #200 (>0.075mm) | Total Organic Carbon | Aluminium | Antimony | Arsenic | Barium | Beryllium | Bismuth | Boron | Cadmium | Chromium (Total, III+VI) | Cobalt | Copper | Cyanide, free | Cyanide Total |
|----------------------|------------|-------------|------------------|-------------------------|----------------------|-----------|----------|---------|--------|-----------|---------|-------|---------|--------------------------|--------|--------|---------------|---------------|
| SED1 (BACKGROUND)    | 2022-05-18 | Normal      | -                | -                       | -                    | 7,800     | <2.0     | 3.5     | 230    | <1.0      | <2.0    | <50   | 1.2     | 9.3                      | 5.2    | 7.2    | <0.50         | <0.50         |
| SED2                 | 2022-05-18 | Normal      | -                | -                       | -                    | 17,000    | <2.0     | 5.9     | 1,100  | <1.0      | <2.0    | <50   | 3.9     | 17                       | 11     | 17     | <1.0          | <1.0          |
| SED3                 | 2022-05-18 | Normal      | 68               | 12 (FINE)               | -                    | 19,000    | <2.0     | 5.9     | 740    | <1.0      | <2.0    | <50   | 6.0     | 21                       | 11     | 29     | <1.0          | <1.0          |
| SED4                 | 2022-05-17 | Normal      | 79               | 4 (FINE)                | 33,000               | 18,000    | <2.0     | 7.5     | 180    | 1.3       | <2.0    | <50   | 16      | 24                       | 19     | 120    | <1.0          | <1.0          |
| SED5                 | 2022-05-17 | Normal      | 76               | -                       | 25,000               | 12,000    | <2.0     | 6.0     | 420    | <1.0      | <2.0    | <50   | 12      | 19                       | 17     | 110    | <1.0          | <1.0          |
| SED6                 | 2022-05-18 | Normal      | 71               | -                       | 34,000               | 11,000    | <2.0     | 5.2     | 540    | <1.0      | <2.0    | <50   | 6.9     | 16                       | 11     | 45     | <1.0          | <1.0          |
| SED10 (Dup of SED6)  | 2022-05-18 | Field_D     | 76               | -                       | 100,000              | 12,000    | <2.0     | 5.4     | 570    | <1.0      | <2.0    | <50   | 7.4     | 16                       | 11     | 48     | <1.0          | <1.0          |
| SED7                 | 2022-05-18 | Normal      | 44               | -                       | 2,000                | 14,000    | <2.0     | 8.6     | 560    | 1.4       | <2.0    | <50   | 1.3     | 26                       | 12     | 16     | <0.50         | <0.50         |
| SED8                 | 2022-05-17 | Normal      | 54               | -                       | 2,900                | 12,000    | <2.0     | 11      | 400    | 1.3       | <2.0    | <50   | 12      | 22                       | 35     | 150    | <0.50         | <0.50         |
| SED9                 | 2022-05-17 | Normal      | 62               | 2 (FINE)                | 1,800                | 15,000    | <2.0     | 7.7     | 440    | 1.3       | <2.0    | <50   | 23      | 22                       | 79     | 350    | <1.0          | <1.0          |
| SED11                | 2023-07-04 | Normal      | 71               | 31 (FINE)               | 39,000               | 14,000    | <2.0     | 5.0     | 1,600  | <1.0      | <2.0    | <50   | 5.6     | 17                       | 9.5    | 28     | -             | -             |
| SED12                | 2023-07-04 | Normal      | 29               | 96 (COARSE)             | 4,500                | 2,400     | <2.0     | <2.0    | 70     | <1.0      | <2.0    | <50   | <0.30   | 3.1                      | 2.0    | <2.0   | -             | -             |
| SED13                | 2023-07-04 | Normal      | -                | -                       | -                    | 7,000     | <2.0     | 4.3     | 700    | <1.0      | <2.0    | <50   | 1.4     | 12                       | 7.0    | 4.4    | -             | -             |
| SED14                | 2023-07-04 | Normal      | 37               | 88 (COARSE)             | 7,800                | 9,500     | <2.0     | 4.3     | 600    | <1.0      | <2.0    | <50   | 2.2     | 14                       | 8.4    | 6.8    | -             | -             |
| SED26 (Dup of SED14) | 2023-07-04 | Field_D     | 36               | 91 (COARSE)             | 7,700                | 11,000    | <2.0     | 4.9     | 650    | <1.0      | <2.0    | <50   | 2.4     | 14                       | 8.9    | 6.8    | -             | -             |
| SED15                | 2023-07-04 | Normal      | 70               | 11 (FINE)               | 36,000               | 19,000    | <2.0     | 13      | 130    | 1.0       | <2.0    | <50   | <0.30   | 29                       | 17     | 37     | -             | -             |
| SED16                | 2023-07-04 | Normal      | 57               | 40 (FINE)               | 15,000               | 13,000    | <2.0     | 6.3     | 1,200  | <1.0      | <2.0    | <50   | 6.1     | 16                       | 10     | 25     | -             | -             |
| SED17                | 2023-07-04 | Normal      | 83               | 26 (FINE)               | 56,000               | 22,000    | <2.0     | 7.3     | 410    | 1.1       | <2.0    | <50   | 5.3     | 22                       | 11     | 23     | -             | -             |
| SED18                | 2023-07-04 | Normal      | 80               | 14 (FINE)               | 40,000               | 23,000    | <2.0     | 7.5     | 630    | 1.3       | <2.0    | <50   | 4.3     | 24                       | 12     | 27     | -             | -             |
| SED19                | 2023-07-04 | Normal      | 77               | 8 (FINE)                | 44,000               | 23,000    | <2.0     | 6.4     | 720    | 1.3       | <2.0    | <50   | 5.5     | 22                       | 10     | 25     | -             | -             |
| SED20                | 2023-07-04 | Normal      | 73               | 28 (FINE)               | 23,000               | 15,000    | <2.0     | 6.2     | 1,200  | <1.0      | <2.0    | <50   | 5.6     | 15                       | 9.7    | 14     | -             | -             |
| SED21                | 2023-07-04 | Normal      | -                | -                       | -                    | 19,000    | <2.0     | 5.0     | 440    | 1.1       | <2.0    | <50   | 4.2     | 18                       | 9.4    | 20     | -             | -             |
| SED22                | 2023-07-04 | Normal      | -                | -                       | -                    | 23,000    | <2.0     | 7.2     | 450    | 1.3       | <2.0    | <50   | 5.3     | 25                       | 11     | 25     | -             | -             |
| SED23                | 2023-07-04 | Normal      | 48               | 72 (COARSE)             | 13,000               | 10,000    | <2.0     | 3.1     | 440    | <1.0      | <2.0    | <50   | 2.4     | 11                       | 6.1    | 8.9    | -             | -             |
| SED24                | 2023-07-04 | Normal      | 84               | 23 (FINE)               | 54,000               | 26,000    | <2.0     | 7.8     | 470    | 1.3       | <2.0    | <50   | 4.4     | 22                       | 11     | 25     | -             | -             |
| SED25                | 2023-07-04 | Normal      | 45               | 77 (COARSE)             | 13,000               | 8,200     | <2.0     | 3.4     | 280    | <1.0      | <2.0    | <50   | 2.2     | 9.1                      | 5.2    | 6.9    | -             | -             |
| WETLAND #1-A         | 2023-07-26 | Normal      | -                | -                       | -                    | 13,000    | <2.0     | 7.8     | 74     | <1.0      | <2.0    | <50   | 0.58    | 17                       | 6.6    | 11     | -             | -             |
| WETLAND #1-B         | 2023-07-26 | Normal      | -                | -                       | -                    | 9,300     | <2.0     | 4.6     | 630    | <1.0      | <2.0    | <50   | 3.8     | 12                       | 8.5    | 34     | -             | -             |
| WETLAND #2           | 2023-07-26 | Normal      | -                | -                       | -                    | 12,000    | <2.0     | 5.8     | 360    | <1.0      | <2.0    | <50   | 1.8     | 16                       | 9.4    | 17     | -             | -             |
| WETLAND #3           | 2023-07-26 | Normal      | -                | -                       | -                    | 6,200     | <2.0     | 12      | 900    | <1.0      | <2.0    | <50   | 1.8     | 17                       | 8.4    | 7.3    | -             | -             |

Environmental Standards  
 Nova Scotia Environment, October 2022, NS Tier I EQS Freshwater Sediment  
 Hightlight Indicates an exceedance of the Tier I EQS

Table C-5: Sediment Analytical Results - Metals and Physical Properties



| Phys                              | Metals           |        |       |         |           |         |            |        |          |          |        |           |          |       |         |          |       |
|-----------------------------------|------------------|--------|-------|---------|-----------|---------|------------|--------|----------|----------|--------|-----------|----------|-------|---------|----------|-------|
|                                   | Moisture Content | Iron   | Lead  | Lithium | Manganese | Mercury | Molybdenum | Nickel | Rubidium | Selenium | Silver | Strontium | Thallium | Tin   | Uranium | Vanadium | Zinc  |
|                                   | %                | mg/kg  | mg/kg | mg/kg   | mg/kg     | mg/kg   | mg/kg      | mg/kg  | mg/kg    | mg/kg    | mg/kg  | mg/kg     | mg/kg    | mg/kg | mg/kg   | mg/kg    | mg/kg |
| NS Tier I EQS Freshwater Sediment | -                | 43,766 | 91.3  | -       | 1,100     | 0.486   | -          | 75     | -        | 2        | 0.5    | -         | -        | -     | -       | -        | 315   |

| Monitoring Zone      | Date       | Sample Type | Moisture Content | Iron   | Lead   | Lithium | Manganese | Mercury | Molybdenum | Nickel | Rubidium | Selenium | Silver | Strontium | Thallium | Tin  | Uranium | Vanadium | Zinc  |
|----------------------|------------|-------------|------------------|--------|--------|---------|-----------|---------|------------|--------|----------|----------|--------|-----------|----------|------|---------|----------|-------|
| SED1 (BACKGROUND)    | 2022-05-18 | Normal      | -                | 13,000 | 71     | 11      | 2,100     | <0.10   | <2.0       | 9.1    | 6.3      | <0.50    | <0.50  | 150       | 0.11     | <1.0 | 1.2     | 16       | 180   |
| SED2                 | 2022-05-18 | Normal      | -                | 25,000 | 210    | 25      | 17,000    | <0.10   | 4.2        | 18     | 14       | 1.2      | 0.57   | 400       | 0.26     | 1.2  | 2.5     | 34       | 560   |
| SED3                 | 2022-05-18 | Normal      | 68               | 25,000 | 530    | 29      | 1,300     | 0.13    | <2.0       | 22     | 16       | 1.2      | 1.1    | 390       | 0.33     | 1.2  | 3.5     | 35       | 880   |
| SED4                 | 2022-05-17 | Normal      | 79               | 27,000 | 5,000  | 36      | 1,100     | 0.30    | 7.5        | 45     | 19       | 8.7      | 2.1    | 3,800     | 0.82     | <1.0 | 6.4     | 32       | 3,100 |
| SED5                 | 2022-05-17 | Normal      | 76               | 22,000 | 3,100  | 27      | 1,900     | 0.30    | 5.3        | 29     | 13       | 5.5      | 1.7    | 17,000    | 0.49     | <1.0 | 3.8     | 21       | 2,300 |
| SED6                 | 2022-05-18 | Normal      | 71               | 20,000 | 390    | 25      | 3,000     | <0.10   | 3.3        | 22     | 13       | 4.9      | 1.7    | 3,500     | 0.45     | <1.0 | 5.6     | 23       | 2,800 |
| SED10 (Dup of SED6)  | 2022-05-18 | Field_D     | 76               | 20,000 | 390    | 25      | 2,800     | <0.10   | 5.9        | 23     | 14       | 6.7      | 1.9    | 3,200     | 0.53     | <1.0 | 8.2     | 24       | 3,100 |
| SED7                 | 2022-05-18 | Normal      | 44               | 26,000 | 1,800  | 29      | 1,600     | <0.10   | <2.0       | 47     | 16       | <0.50    | 0.85   | 600       | 0.42     | <1.0 | 1.3     | 24       | 420   |
| SED8                 | 2022-05-17 | Normal      | 54               | 23,000 | 5,700  | 25      | 1,900     | 0.12    | 3.2        | 51     | 14       | 1.8      | 2.1    | 2,300     | 0.54     | <1.0 | 2.0     | 21       | 1,600 |
| SED9                 | 2022-05-17 | Normal      | 62               | 24,000 | 2,200  | 29      | 1,500     | 0.16    | 2.1        | 46     | 20       | 2.5      | 2.8    | 1,200     | 0.71     | 1.1  | 2.2     | 26       | 2,800 |
| SED11                | 2023-07-04 | Normal      | 71               | 22,000 | 430    | 23      | 4,300     | 0.11    | 2.1        | 19     | 12       | 1.6      | 1.0    | 390       | 0.25     | <1.0 | 3.8     | 28       | 970   |
| SED12                | 2023-07-04 | Normal      | 29               | 3,500  | 18     | 4.3     | 410       | <0.10   | <2.0       | 3.1    | <2.0     | <0.50    | <0.50  | 32        | <0.10    | <1.0 | 0.27    | 5.1      | 49    |
| SED13                | 2023-07-04 | Normal      | -                | 15,000 | 60     | 13      | 5,500     | <0.10   | <2.0       | 8.6    | 4.1      | <0.50    | <0.50  | 120       | 0.13     | <1.0 | 0.61    | 22       | 210   |
| SED14                | 2023-07-04 | Normal      | 37               | 21,000 | 73     | 16      | 7,000     | <0.10   | <2.0       | 11     | 5.0      | <0.50    | <0.50  | 160       | 0.13     | <1.0 | 0.97    | 28       | 330   |
| SED26 (Dup of SED14) | 2023-07-04 | Field_D     | 36               | 23,000 | 79     | 18      | 7,200     | <0.10   | <2.0       | 12     | 5.3      | <0.50    | <0.50  | 170       | 0.17     | <1.0 | 1.0     | 30       | 360   |
| SED15                | 2023-07-04 | Normal      | 70               | 34,000 | 35     | 37      | 600       | 0.12    | <2.0       | 36     | 17       | <0.50    | <0.50  | 18        | 0.16     | <1.0 | 1.2     | 33       | 110   |
| SED16                | 2023-07-04 | Normal      | 57               | 24,000 | 260    | 23      | 7,200     | <0.10   | 2.5        | 18     | 10       | 0.67     | 0.90   | 230       | 0.27     | <1.0 | 1.9     | 28       | 800   |
| SED17                | 2023-07-04 | Normal      | 83               | 25,000 | 280    | 32      | 1,400     | 0.19    | 2.4        | 24     | 17       | 1.8      | 0.94   | 470       | 0.37     | 1.4  | 4.1     | 37       | 660   |
| SED18                | 2023-07-04 | Normal      | 80               | 27,000 | 320    | 36      | 1,100     | 0.14    | 2.2        | 26     | 17       | 1.7      | 0.99   | 450       | 0.43     | 1.7  | 4.3     | 41       | 770   |
| SED19                | 2023-07-04 | Normal      | 77               | 27,000 | 410    | 35      | 2,100     | 0.14    | <2.0       | 21     | 14       | 1.5      | 0.96   | 670       | 0.36     | 1.2  | 4.6     | 41       | 730   |
| SED20                | 2023-07-04 | Normal      | 73               | 25,000 | 170    | 21      | 18,000    | <0.10   | 3.6        | 16     | 11       | 0.67     | 0.74   | 400       | 0.27     | <1.0 | 2.5     | 29       | 470   |
| SED21                | 2023-07-04 | Normal      | -                | 20,000 | 250    | 28      | 1,100     | 0.18    | <2.0       | 20     | 14       | 1.3      | 0.79   | 400       | 0.32     | 1.4  | 3.6     | 32       | 570   |
| SED22                | 2023-07-04 | Normal      | -                | 26,000 | 290    | 37      | 1,400     | 0.19    | 2.4        | 24     | 17       | 1.6      | 1.0    | 520       | 0.38     | 1.6  | 3.9     | 40       | 690   |
| SED23                | 2023-07-04 | Normal      | 48               | 17,000 | 120    | 15      | 3,500     | <0.10   | <2.0       | 9.5    | 7.5      | 0.56     | <0.50  | 150       | 0.16     | <1.0 | 1.6     | 21       | 310   |
| SED24                | 2023-07-04 | Normal      | 84               | 27,000 | 200    | 34      | 1,400     | 0.16    | 3.6        | 23     | 18       | 1.7      | 1.0    | 490       | 0.38     | 1.6  | 4.1     | 39       | 600   |
| SED25                | 2023-07-04 | Normal      | 45               | 15,000 | 91     | 13      | 3,500     | <0.10   | <2.0       | 7.3    | 6.5      | <0.50    | <0.50  | 150       | 0.11     | <1.0 | 1.3     | 21       | 230   |
| WETLAND #1-A         | 2023-07-26 | Normal      | -                | 23,000 | 100    | 23      | 1,700     | <0.10   | 2.1        | 13     | 8.7      | 0.88     | <0.50  | 420       | 0.23     | <1.0 | 1.5     | 30       | 230   |
| WETLAND #1-B         | 2023-07-26 | Normal      | -                | 17,000 | 280    | 19      | 3,200     | <0.10   | <2.0       | 17     | 8.5      | 0.95     | 1.2    | 5,400     | 0.32     | <1.0 | 3.1     | 20       | 770   |
| WETLAND #2           | 2023-07-26 | Normal      | -                | 21,000 | 120    | 22      | 1,900     | 0.11    | <2.0       | 18     | 10       | <0.50    | <0.50  | 140       | 0.24     | <1.0 | 0.88    | 26       | 290   |
| WETLAND #3           | 2023-07-26 | Normal      | -                | 12,000 | 10,000 | 13      | 2,600     | <0.10   | <2.0       | 30     | 6.3      | <0.50    | 1.4    | 260       | 0.44     | <1.0 | 0.64    | 11       | 300   |

Environmental Standards  
 Nova Scotia Environment, October 2022, NS Tier I EQS Freshwater Sediment  
 Hightlight Indicates an exceedance of the Tier I EQS

# ATTACHMENT D

*Laboratory **Certificates of Analysis***



Your Project #: 22-3723  
Site Location: ENON LAKE

**Attention: Nadine Wambolt**

Dillon Consulting Limited  
275 Charlotte St  
Sydney, NS  
CANADA B1P 1C6

**Report Date: 2023/10/27**  
Report #: R7881470  
Version: 2 - Revision

**CERTIFICATE OF ANALYSIS – REVISED REPORT**

**BUREAU VERITAS JOB #: C3H0061**

**Received: 2023/06/12, 16:55**

Sample Matrix: Soil  
# Samples Received: 12

| Analyses                           | Quantity | Date       | Date       | Laboratory Method | Analytical Method |
|------------------------------------|----------|------------|------------|-------------------|-------------------|
|                                    |          | Extracted  | Analyzed   |                   |                   |
| Metals Solids Acid Extr. ICPMS (1) | 8        | 2023/06/16 | 2023/06/16 | ATL SOP 00058     | EPA 6020B R2 m    |
| Metals Solids Acid Extr. ICPMS (1) | 2        | 2023/06/16 | 2023/06/19 | ATL SOP 00058     | EPA 6020B R2 m    |
| Metals Solids Acid Extr. ICPMS (1) | 1        | 2023/06/16 | 2023/06/20 | ATL SOP 00058     | EPA 6020B R2 m    |
| Metals Solids Acid Extr. ICPMS (1) | 1        | 2023/06/20 | 2023/06/20 | ATL SOP 00058     | EPA 6020B R2 m    |

**Remarks:**

Bureau Veritas is accredited to ISO/IEC 17025 for specific parameters on scopes of accreditation. Unless otherwise noted, procedures used by Bureau Veritas are based upon recognized Provincial, Federal or US method compendia such as CCME, MELCCFP, EPA, APHA.

All work recorded herein has been done in accordance with procedures and practices ordinarily exercised by professionals in Bureau Veritas' profession using accepted testing methodologies, quality assurance and quality control procedures (except where otherwise agreed by the client and Bureau Veritas in writing). All data is in statistical control and has met quality control and method performance criteria unless otherwise noted. All method blanks are reported; unless indicated otherwise, associated sample data are not blank corrected. Where applicable, unless otherwise noted, Measurement Uncertainty has not been accounted for when stating conformity to the referenced standard.

Bureau Veritas liability is limited to the actual cost of the requested analyses, unless otherwise agreed in writing. There is no other warranty expressed or implied. Bureau Veritas has been retained to provide analysis of samples provided by the Client using the testing methodology referenced in this report. Interpretation and use of test results are the sole responsibility of the Client and are not within the scope of services provided by Bureau Veritas, unless otherwise agreed in writing. Bureau Veritas is not responsible for the accuracy or any data impacts, that result from the information provided by the customer or their agent.

Solid sample results, except biota, are based on dry weight unless otherwise indicated. Organic analyses are not recovery corrected except for isotope dilution methods.

Results relate to samples tested. When sampling is not conducted by Bureau Veritas, results relate to the supplied samples tested.

This Certificate shall not be reproduced except in full, without the written approval of the laboratory.

Reference Method suffix "m" indicates test methods incorporate validated modifications from specific reference methods to improve performance.

\* RPDs calculated using raw data. The rounding of final results may result in the apparent difference.

(1) This test was performed by Bureau Veritas Bedford, 200 Bluewater Rd Suite 105, Bedford, NS, B4B 1G9



Your Project #: 22-3723  
Site Location: ENON LAKE

**Attention: Nadine Wambolt**

Dillon Consulting Limited  
275 Charlotte St  
Sydney, NS  
CANADA B1P 1C6

**Report Date: 2023/10/27**  
Report #: R7881470  
Version: 2 - Revision

**CERTIFICATE OF ANALYSIS – REVISED REPORT**

**BUREAU VERITAS JOB #: C3H0061**

**Received: 2023/06/12, 16:55**

Encryption Key

Natalie MacAskill  
Key Account Specialist  
27 Oct 2023 10:21:23

Please direct all questions regarding this Certificate of Analysis to:  
Natalie MacAskill, Key Account Specialist  
Email: Natalie.MacAskill@bureauveritas.com  
Phone# (902)567-1255 Ext:17

=====

Bureau Veritas has procedures in place to guard against improper use of the electronic signature and have the required "signatories", as per ISO/IEC 17025, signing the reports. For Service Group specific validation, please refer to the Validation Signatures page if included, otherwise available by request. For Department specific Analyst/Supervisor validation names, please refer to the Test Summary section if included, otherwise available by request. This report is authorized by Kathy Martin, Laboratory Manager responsible for Nova Scotia Environmental laboratory operations.



BUREAU  
VERITAS

Bureau Veritas Job #: C3H0061  
Report Date: 2023/10/27

Dillon Consulting Limited  
Client Project #: 22-3723  
Site Location: ENON LAKE

### ELEMENTS BY ATOMIC SPECTROSCOPY (SOIL)

| Bureau Veritas ID                |       | WBS202       |      | WBS204       |      | WBS205       |      | WBS206       |      |          |
|----------------------------------|-------|--------------|------|--------------|------|--------------|------|--------------|------|----------|
| Sampling Date                    |       | 2022/10/12   |      | 2022/10/12   |      | 2022/10/12   |      | 2022/10/13   |      |          |
|                                  | UNITS | TP22 0-0.15M | RDL  | TP25 0-0.15M | RDL  | TP26 0-0.15M | RDL  | TP29 0-0.15M | RDL  | QC Batch |
| <b>Metals</b>                    |       |              |      |              |      |              |      |              |      |          |
| Acid Extractable Aluminum (Al)   | mg/kg | 9400         | 10   | 18000        | 10   | 18000        | 10   | 4000         | 10   | 8730706  |
| Acid Extractable Antimony (Sb)   | mg/kg | <2.0         | 2.0  | <2.0         | 2.0  | <2.0         | 2.0  | <2.0         | 2.0  | 8730706  |
| Acid Extractable Arsenic (As)    | mg/kg | 9.5          | 2.0  | 5.2          | 2.0  | 7.2          | 2.0  | 4.8          | 2.0  | 8730706  |
| Acid Extractable Barium (Ba)     | mg/kg | 610          | 5.0  | 210          | 5.0  | 990          | 5.0  | 500          | 5.0  | 8730706  |
| Acid Extractable Beryllium (Be)  | mg/kg | <1.0         | 1.0  | <1.0         | 1.0  | <1.0         | 1.0  | <1.0         | 1.0  | 8730706  |
| Acid Extractable Bismuth (Bi)    | mg/kg | <2.0         | 2.0  | <2.0         | 2.0  | <2.0         | 2.0  | <2.0         | 2.0  | 8730706  |
| Acid Extractable Boron (B)       | mg/kg | <50          | 50   | <50          | 50   | <50          | 50   | <50          | 50   | 8730706  |
| Acid Extractable Cadmium (Cd)    | mg/kg | 5.9          | 0.30 | 1.0          | 0.30 | 6.7          | 0.30 | 0.66         | 0.30 | 8730706  |
| Acid Extractable Chromium (Cr)   | mg/kg | 18           | 2.0  | 15           | 2.0  | 21           | 2.0  | 8.6          | 2.0  | 8730706  |
| Acid Extractable Cobalt (Co)     | mg/kg | 120          | 1.0  | 9.7          | 1.0  | 9.7          | 1.0  | 5.0          | 1.0  | 8730706  |
| Acid Extractable Copper (Cu)     | mg/kg | 74           | 2.0  | 14           | 2.0  | 43           | 2.0  | 4.3          | 2.0  | 8730706  |
| Acid Extractable Iron (Fe)       | mg/kg | 49000        | 50   | 24000        | 50   | 28000        | 50   | 7800         | 50   | 8730706  |
| Acid Extractable Lead (Pb)       | mg/kg | 14000        | 5.0  | 220          | 0.50 | 740          | 0.50 | 3100         | 0.50 | 8730706  |
| Acid Extractable Lithium (Li)    | mg/kg | 16           | 2.0  | 21           | 2.0  | 21           | 2.0  | 6.4          | 2.0  | 8730706  |
| Acid Extractable Manganese (Mn)  | mg/kg | 1600         | 2.0  | 1700         | 2.0  | 3200         | 2.0  | 1700         | 2.0  | 8730706  |
| Acid Extractable Mercury (Hg)    | mg/kg | 0.20         | 0.10 | 0.16         | 0.10 | 0.17         | 0.10 | <0.10        | 0.10 | 8730706  |
| Acid Extractable Molybdenum (Mo) | mg/kg | 2.6          | 2.0  | <2.0         | 2.0  | 2.0          | 2.0  | <2.0         | 2.0  | 8730706  |
| Acid Extractable Nickel (Ni)     | mg/kg | 20           | 2.0  | 10           | 2.0  | 17           | 2.0  | 14           | 2.0  | 8730706  |
| Acid Extractable Rubidium (Rb)   | mg/kg | 10           | 2.0  | 10           | 2.0  | 15           | 2.0  | 3.6          | 2.0  | 8730706  |
| Acid Extractable Selenium (Se)   | mg/kg | <0.50        | 0.50 | 0.84         | 0.50 | 0.87         | 0.50 | <0.50        | 0.50 | 8730706  |
| Acid Extractable Silver (Ag)     | mg/kg | 2.2          | 0.50 | 1.0          | 0.50 | 1.8          | 0.50 | <0.50        | 0.50 | 8730706  |
| Acid Extractable Strontium (Sr)  | mg/kg | 6300         | 50   | 300          | 5.0  | 5600         | 50   | 670          | 5.0  | 8730706  |
| Acid Extractable Thallium (Tl)   | mg/kg | 0.33         | 0.10 | 0.25         | 0.10 | 0.34         | 0.10 | 0.13         | 0.10 | 8730706  |
| Acid Extractable Tin (Sn)        | mg/kg | <1.0         | 1.0  | <1.0         | 1.0  | 2.7          | 1.0  | <1.0         | 1.0  | 8730706  |
| Acid Extractable Uranium (U)     | mg/kg | 1.3          | 0.10 | 1.0          | 0.10 | 2.3          | 0.10 | 0.33         | 0.10 | 8730706  |
| Acid Extractable Vanadium (V)    | mg/kg | 36           | 2.0  | 40           | 2.0  | 42           | 2.0  | 7.2          | 2.0  | 8730706  |
| Acid Extractable Zinc (Zn)       | mg/kg | 730          | 5.0  | 390          | 5.0  | 920          | 5.0  | 130          | 5.0  | 8730706  |
| RDL = Reportable Detection Limit |       |              |      |              |      |              |      |              |      |          |
| QC Batch = Quality Control Batch |       |              |      |              |      |              |      |              |      |          |



BUREAU  
VERITAS

Bureau Veritas Job #: C3H0061  
Report Date: 2023/10/27

Dillon Consulting Limited  
Client Project #: 22-3723  
Site Location: ENON LAKE

### ELEMENTS BY ATOMIC SPECTROSCOPY (SOIL)

| Bureau Veritas ID                |       | WBS207       |          | WBS208       | WBS209       | WBS210       | WBS211       |      |          |
|----------------------------------|-------|--------------|----------|--------------|--------------|--------------|--------------|------|----------|
| Sampling Date                    |       | 2022/10/13   |          | 2022/10/18   | 2022/10/18   | 2022/10/18   | 2022/10/18   |      |          |
|                                  | UNITS | TP31 0-0.15M | QC Batch | TH36 0-0.15M | TH37 0-0.15M | TH38 0-0.15M | TH39 0-0.15M | RDL  | QC Batch |
| <b>Metals</b>                    |       |              |          |              |              |              |              |      |          |
| Acid Extractable Aluminum (Al)   | mg/kg | 3900         | 8730718  | 13000        | 13000        | 13000        | 15000        | 10   | 8730706  |
| Acid Extractable Antimony (Sb)   | mg/kg | <2.0         | 8730718  | <2.0         | <2.0         | <2.0         | <2.0         | 2.0  | 8730706  |
| Acid Extractable Arsenic (As)    | mg/kg | 8.7          | 8730718  | 6.7          | 5.1          | 6.0          | 6.0          | 2.0  | 8730706  |
| Acid Extractable Barium (Ba)     | mg/kg | 960          | 8730718  | 250          | 73           | 190          | 260          | 5.0  | 8730706  |
| Acid Extractable Beryllium (Be)  | mg/kg | <1.0         | 8730718  | <1.0         | <1.0         | <1.0         | <1.0         | 1.0  | 8730706  |
| Acid Extractable Bismuth (Bi)    | mg/kg | <2.0         | 8730718  | <2.0         | <2.0         | <2.0         | <2.0         | 2.0  | 8730706  |
| Acid Extractable Boron (B)       | mg/kg | <50          | 8730718  | <50          | <50          | <50          | <50          | 50   | 8730706  |
| Acid Extractable Cadmium (Cd)    | mg/kg | 0.67         | 8730718  | 1.9          | <0.30        | 1.2          | 2.2          | 0.30 | 8730706  |
| Acid Extractable Chromium (Cr)   | mg/kg | 9.2          | 8730718  | 17           | 15           | 15           | 16           | 2.0  | 8730706  |
| Acid Extractable Cobalt (Co)     | mg/kg | 4.8          | 8730718  | 10           | 7.8          | 9.9          | 11           | 1.0  | 8730706  |
| Acid Extractable Copper (Cu)     | mg/kg | 4.1          | 8730718  | 17           | 4.9          | 9.6          | 8.4          | 2.0  | 8730706  |
| Acid Extractable Iron (Fe)       | mg/kg | 8300         | 8730718  | 23000        | 19000        | 22000        | 26000        | 50   | 8730706  |
| Acid Extractable Lead (Pb)       | mg/kg | 2600         | 8730718  | 110          | 100          | 380          | 330          | 0.50 | 8730706  |
| Acid Extractable Lithium (Li)    | mg/kg | 6.7          | 8730718  | 21           | 19           | 18           | 20           | 2.0  | 8730706  |
| Acid Extractable Manganese (Mn)  | mg/kg | 2300         | 8730718  | 1700         | 1200         | 2000         | 4600         | 2.0  | 8730706  |
| Acid Extractable Mercury (Hg)    | mg/kg | <0.10        | 8730718  | <0.10        | 0.11         | <0.10        | 0.16         | 0.10 | 8730706  |
| Acid Extractable Molybdenum (Mo) | mg/kg | <2.0         | 8730718  | <2.0         | <2.0         | <2.0         | <2.0         | 2.0  | 8730706  |
| Acid Extractable Nickel (Ni)     | mg/kg | 15           | 8730718  | 22           | 9.2          | 9.7          | 13           | 2.0  | 8730706  |
| Acid Extractable Rubidium (Rb)   | mg/kg | 4.2          | 8730718  | 8.6          | 14           | 13           | 14           | 2.0  | 8730706  |
| Acid Extractable Selenium (Se)   | mg/kg | <0.50        | 8730718  | <0.50        | 0.67         | 0.70         | 0.84         | 0.50 | 8730706  |
| Acid Extractable Silver (Ag)     | mg/kg | 0.63         | 8730718  | <0.50        | <0.50        | <0.50        | <0.50        | 0.50 | 8730706  |
| Acid Extractable Strontium (Sr)  | mg/kg | 240          | 8730718  | 24           | 30           | 47           | 81           | 5.0  | 8730706  |
| Acid Extractable Thallium (Tl)   | mg/kg | 0.15         | 8730718  | 0.22         | 0.17         | 0.21         | 0.26         | 0.10 | 8730706  |
| Acid Extractable Tin (Sn)        | mg/kg | <1.0         | 8730718  | <1.0         | <1.0         | <1.0         | <1.0         | 1.0  | 8730706  |
| Acid Extractable Uranium (U)     | mg/kg | 0.48         | 8730718  | 0.93         | 0.74         | 0.83         | 0.94         | 0.10 | 8730706  |
| Acid Extractable Vanadium (V)    | mg/kg | 6.8          | 8730718  | 25           | 27           | 32           | 33           | 2.0  | 8730706  |
| Acid Extractable Zinc (Zn)       | mg/kg | 130          | 8730718  | 200          | 120          | 290          | 350          | 5.0  | 8730706  |
| RDL = Reportable Detection Limit |       |              |          |              |              |              |              |      |          |
| QC Batch = Quality Control Batch |       |              |          |              |              |              |              |      |          |



BUREAU  
VERITAS

Bureau Veritas Job #: C3H0061  
Report Date: 2023/10/27

Dillon Consulting Limited  
Client Project #: 22-3723  
Site Location: ENON LAKE

### ELEMENTS BY ATOMIC SPECTROSCOPY (SOIL)

| Bureau Veritas ID                |       | WBS212       | WBS213       |          | WBS214       |      |          |
|----------------------------------|-------|--------------|--------------|----------|--------------|------|----------|
| Sampling Date                    |       | 2022/10/18   | 2022/10/18   |          | 2022/10/18   |      |          |
|                                  | UNITS | TH41 0-0.15M | TH42 0-0.15M | QC Batch | TH43 0-0.15M | RDL  | QC Batch |
| <b>Metals</b>                    |       |              |              |          |              |      |          |
| Acid Extractable Aluminum (Al)   | mg/kg | 18000        | 19000        | 8730706  | 19000        | 10   | 8738072  |
| Acid Extractable Antimony (Sb)   | mg/kg | <2.0         | <2.0         | 8730706  | <2.0         | 2.0  | 8738072  |
| Acid Extractable Arsenic (As)    | mg/kg | 7.4          | 5.9          | 8730706  | 4.8          | 2.0  | 8738072  |
| Acid Extractable Barium (Ba)     | mg/kg | 510          | 750          | 8730706  | 610          | 5.0  | 8738072  |
| Acid Extractable Beryllium (Be)  | mg/kg | <1.0         | <1.0         | 8730706  | <1.0         | 1.0  | 8738072  |
| Acid Extractable Bismuth (Bi)    | mg/kg | <2.0         | <2.0         | 8730706  | <2.0         | 2.0  | 8738072  |
| Acid Extractable Boron (B)       | mg/kg | <50          | <50          | 8730706  | <50          | 50   | 8738072  |
| Acid Extractable Cadmium (Cd)    | mg/kg | 2.1          | 1.2          | 8730706  | 1.8          | 0.30 | 8738072  |
| Acid Extractable Chromium (Cr)   | mg/kg | 23           | 18           | 8730706  | 19           | 2.0  | 8738072  |
| Acid Extractable Cobalt (Co)     | mg/kg | 11           | 8.7          | 8730706  | 9.1          | 1.0  | 8738072  |
| Acid Extractable Copper (Cu)     | mg/kg | 19           | 8.3          | 8730706  | 15           | 2.0  | 8738072  |
| Acid Extractable Iron (Fe)       | mg/kg | 29000        | 30000        | 8730706  | 25000        | 50   | 8738072  |
| Acid Extractable Lead (Pb)       | mg/kg | 720          | 470          | 8730706  | 430          | 0.50 | 8738072  |
| Acid Extractable Lithium (Li)    | mg/kg | 23           | 19           | 8730706  | 24           | 2.0  | 8738072  |
| Acid Extractable Manganese (Mn)  | mg/kg | 4500         | 5500         | 8730706  | 2000         | 2.0  | 8738072  |
| Acid Extractable Mercury (Hg)    | mg/kg | 0.27         | 0.16         | 8730706  | 0.17         | 0.10 | 8738072  |
| Acid Extractable Molybdenum (Mo) | mg/kg | 2.3          | 3.3          | 8730706  | <2.0         | 2.0  | 8738072  |
| Acid Extractable Nickel (Ni)     | mg/kg | 13           | 7.4          | 8730706  | 12           | 2.0  | 8738072  |
| Acid Extractable Rubidium (Rb)   | mg/kg | 17           | 26           | 8730706  | 13           | 2.0  | 8738072  |
| Acid Extractable Selenium (Se)   | mg/kg | 1.6          | 1.0          | 8730706  | 1.1          | 0.50 | 8738072  |
| Acid Extractable Silver (Ag)     | mg/kg | 1.4          | 0.51         | 8730706  | 0.80         | 0.50 | 8738072  |
| Acid Extractable Strontium (Sr)  | mg/kg | 1800         | 920          | 8730706  | 480          | 5.0  | 8738072  |
| Acid Extractable Thallium (Tl)   | mg/kg | 0.37         | 0.43         | 8730706  | 0.37         | 0.10 | 8738072  |
| Acid Extractable Tin (Sn)        | mg/kg | 1.1          | 1.4          | 8730706  | 1.1          | 1.0  | 8738072  |
| Acid Extractable Uranium (U)     | mg/kg | 3.0          | 1.6          | 8730706  | 1.8          | 0.10 | 8738072  |
| Acid Extractable Vanadium (V)    | mg/kg | 41           | 49           | 8730706  | 42           | 2.0  | 8738072  |
| Acid Extractable Zinc (Zn)       | mg/kg | 520          | 250          | 8730706  | 360          | 5.0  | 8738072  |
| RDL = Reportable Detection Limit |       |              |              |          |              |      |          |
| QC Batch = Quality Control Batch |       |              |              |          |              |      |          |



**BUREAU**  
**VERITAS**

Bureau Veritas Job #: C3H0061  
Report Date: 2023/10/27

Dillon Consulting Limited  
Client Project #: 22-3723  
Site Location: ENON LAKE

### GENERAL COMMENTS

REISSUED REPORT to correct some sample IDs as per Nadine Wambolt. 10/27/2023 NBU

**Results relate only to the items tested.**



BUREAU  
VERITAS

Bureau Veritas Job #: C3H0061  
Report Date: 2023/10/27

Dillon Consulting Limited  
Client Project #: 22-3723  
Site Location: ENON LAKE

### QUALITY ASSURANCE REPORT

| QA/QC Batch                | Init       | QC Type                     | Parameter                        | Date Analyzed | Value    | Recovery | UNITS | QC Limits |
|----------------------------|------------|-----------------------------|----------------------------------|---------------|----------|----------|-------|-----------|
| 8730706                    | JHY        | Matrix Spike<br>[WBS211-01] | Acid Extractable Antimony (Sb)   | 2023/06/16    |          | 88       | %     | 75 - 125  |
|                            |            |                             | Acid Extractable Arsenic (As)    | 2023/06/16    |          | 94       | %     | 75 - 125  |
|                            |            |                             | Acid Extractable Barium (Ba)     | 2023/06/16    |          | NC       | %     | 75 - 125  |
|                            |            |                             | Acid Extractable Beryllium (Be)  | 2023/06/16    |          | 90       | %     | 75 - 125  |
|                            |            |                             | Acid Extractable Bismuth (Bi)    | 2023/06/16    |          | 97       | %     | 75 - 125  |
|                            |            |                             | Acid Extractable Boron (B)       | 2023/06/16    |          | 65 (1)   | %     | 75 - 125  |
|                            |            |                             | Acid Extractable Cadmium (Cd)    | 2023/06/16    |          | 98       | %     | 75 - 125  |
|                            |            |                             | Acid Extractable Chromium (Cr)   | 2023/06/16    |          | 98       | %     | 75 - 125  |
|                            |            |                             | Acid Extractable Cobalt (Co)     | 2023/06/16    |          | 94       | %     | 75 - 125  |
|                            |            |                             | Acid Extractable Copper (Cu)     | 2023/06/16    |          | 95       | %     | 75 - 125  |
|                            |            |                             | Acid Extractable Lead (Pb)       | 2023/06/16    |          | NC       | %     | 75 - 125  |
|                            |            |                             | Acid Extractable Lithium (Li)    | 2023/06/16    |          | 102      | %     | 75 - 125  |
|                            |            |                             | Acid Extractable Manganese (Mn)  | 2023/06/16    |          | NC       | %     | 75 - 125  |
|                            |            |                             | Acid Extractable Mercury (Hg)    | 2023/06/16    |          | 94       | %     | 75 - 125  |
|                            |            |                             | Acid Extractable Molybdenum (Mo) | 2023/06/16    |          | 101      | %     | 75 - 125  |
|                            |            |                             | Acid Extractable Nickel (Ni)     | 2023/06/16    |          | 96       | %     | 75 - 125  |
|                            |            |                             | Acid Extractable Rubidium (Rb)   | 2023/06/16    |          | 88       | %     | 75 - 125  |
|                            |            |                             | Acid Extractable Selenium (Se)   | 2023/06/16    |          | 92       | %     | 75 - 125  |
|                            |            |                             | Acid Extractable Silver (Ag)     | 2023/06/16    |          | 98       | %     | 75 - 125  |
|                            |            |                             | Acid Extractable Strontium (Sr)  | 2023/06/16    |          | NC       | %     | 75 - 125  |
|                            |            |                             | Acid Extractable Thallium (Tl)   | 2023/06/16    |          | 99       | %     | 75 - 125  |
|                            |            |                             | Acid Extractable Tin (Sn)        | 2023/06/16    |          | 101      | %     | 75 - 125  |
|                            |            |                             | Acid Extractable Uranium (U)     | 2023/06/16    |          | 99       | %     | 75 - 125  |
|                            |            |                             | Acid Extractable Vanadium (V)    | 2023/06/16    |          | 103      | %     | 75 - 125  |
| Acid Extractable Zinc (Zn) | 2023/06/16 |                             | NC                               | %             | 75 - 125 |          |       |           |
| 8730706                    | JHY        | Spiked Blank                | Acid Extractable Antimony (Sb)   | 2023/06/16    |          | 102      | %     | 75 - 125  |
|                            |            |                             | Acid Extractable Arsenic (As)    | 2023/06/16    |          | 94       | %     | 75 - 125  |
|                            |            |                             | Acid Extractable Barium (Ba)     | 2023/06/16    |          | 93       | %     | 75 - 125  |
|                            |            |                             | Acid Extractable Beryllium (Be)  | 2023/06/16    |          | 87       | %     | 75 - 125  |
|                            |            |                             | Acid Extractable Bismuth (Bi)    | 2023/06/16    |          | 95       | %     | 75 - 125  |
|                            |            |                             | Acid Extractable Boron (B)       | 2023/06/16    |          | 85       | %     | 75 - 125  |
|                            |            |                             | Acid Extractable Cadmium (Cd)    | 2023/06/16    |          | 99       | %     | 75 - 125  |
|                            |            |                             | Acid Extractable Chromium (Cr)   | 2023/06/16    |          | 91       | %     | 75 - 125  |
|                            |            |                             | Acid Extractable Cobalt (Co)     | 2023/06/16    |          | 93       | %     | 75 - 125  |
|                            |            |                             | Acid Extractable Copper (Cu)     | 2023/06/16    |          | 93       | %     | 75 - 125  |
|                            |            |                             | Acid Extractable Lead (Pb)       | 2023/06/16    |          | 97       | %     | 75 - 125  |
|                            |            |                             | Acid Extractable Lithium (Li)    | 2023/06/16    |          | 93       | %     | 75 - 125  |
|                            |            |                             | Acid Extractable Manganese (Mn)  | 2023/06/16    |          | 93       | %     | 75 - 125  |
|                            |            |                             | Acid Extractable Mercury (Hg)    | 2023/06/16    |          | 97       | %     | 75 - 125  |
|                            |            |                             | Acid Extractable Molybdenum (Mo) | 2023/06/16    |          | 101      | %     | 75 - 125  |
|                            |            |                             | Acid Extractable Nickel (Ni)     | 2023/06/16    |          | 94       | %     | 75 - 125  |
|                            |            |                             | Acid Extractable Rubidium (Rb)   | 2023/06/16    |          | 94       | %     | 75 - 125  |
|                            |            |                             | Acid Extractable Selenium (Se)   | 2023/06/16    |          | 95       | %     | 75 - 125  |
|                            |            |                             | Acid Extractable Silver (Ag)     | 2023/06/16    |          | 96       | %     | 75 - 125  |
|                            |            |                             | Acid Extractable Strontium (Sr)  | 2023/06/16    |          | 99       | %     | 75 - 125  |
|                            |            |                             | Acid Extractable Thallium (Tl)   | 2023/06/16    |          | 99       | %     | 75 - 125  |
|                            |            |                             | Acid Extractable Tin (Sn)        | 2023/06/16    |          | 97       | %     | 75 - 125  |
|                            |            |                             | Acid Extractable Uranium (U)     | 2023/06/16    |          | 98       | %     | 75 - 125  |
|                            |            |                             | Acid Extractable Vanadium (V)    | 2023/06/16    |          | 93       | %     | 75 - 125  |
| Acid Extractable Zinc (Zn) | 2023/06/16 |                             | 91                               | %             | 75 - 125 |          |       |           |
| 8730706                    | JHY        | Method Blank                | Acid Extractable Aluminum (Al)   | 2023/06/16    | <10      |          | mg/kg |           |
|                            |            |                             | Acid Extractable Antimony (Sb)   | 2023/06/16    | <2.0     |          | mg/kg |           |
|                            |            |                             | Acid Extractable Arsenic (As)    | 2023/06/16    | <2.0     |          | mg/kg |           |



BUREAU  
VERITAS

Bureau Veritas Job #: C3H0061  
Report Date: 2023/10/27

Dillon Consulting Limited  
Client Project #: 22-3723  
Site Location: ENON LAKE

### QUALITY ASSURANCE REPORT(CONT'D)

| QA/QC<br>Batch | Init | QC Type                     | Parameter                        | Date Analyzed | Value | Recovery | UNITS | QC Limits |
|----------------|------|-----------------------------|----------------------------------|---------------|-------|----------|-------|-----------|
|                |      |                             | Acid Extractable Barium (Ba)     | 2023/06/16    | <5.0  |          | mg/kg |           |
|                |      |                             | Acid Extractable Beryllium (Be)  | 2023/06/16    | <1.0  |          | mg/kg |           |
|                |      |                             | Acid Extractable Bismuth (Bi)    | 2023/06/16    | <2.0  |          | mg/kg |           |
|                |      |                             | Acid Extractable Boron (B)       | 2023/06/16    | <50   |          | mg/kg |           |
|                |      |                             | Acid Extractable Cadmium (Cd)    | 2023/06/16    | <0.30 |          | mg/kg |           |
|                |      |                             | Acid Extractable Chromium (Cr)   | 2023/06/16    | <2.0  |          | mg/kg |           |
|                |      |                             | Acid Extractable Cobalt (Co)     | 2023/06/16    | <1.0  |          | mg/kg |           |
|                |      |                             | Acid Extractable Copper (Cu)     | 2023/06/16    | <2.0  |          | mg/kg |           |
|                |      |                             | Acid Extractable Iron (Fe)       | 2023/06/16    | <50   |          | mg/kg |           |
|                |      |                             | Acid Extractable Lead (Pb)       | 2023/06/16    | <0.50 |          | mg/kg |           |
|                |      |                             | Acid Extractable Lithium (Li)    | 2023/06/16    | <2.0  |          | mg/kg |           |
|                |      |                             | Acid Extractable Manganese (Mn)  | 2023/06/16    | <2.0  |          | mg/kg |           |
|                |      |                             | Acid Extractable Mercury (Hg)    | 2023/06/16    | <0.10 |          | mg/kg |           |
|                |      |                             | Acid Extractable Molybdenum (Mo) | 2023/06/16    | <2.0  |          | mg/kg |           |
|                |      |                             | Acid Extractable Nickel (Ni)     | 2023/06/16    | <2.0  |          | mg/kg |           |
|                |      |                             | Acid Extractable Rubidium (Rb)   | 2023/06/16    | <2.0  |          | mg/kg |           |
|                |      |                             | Acid Extractable Selenium (Se)   | 2023/06/16    | <0.50 |          | mg/kg |           |
|                |      |                             | Acid Extractable Silver (Ag)     | 2023/06/16    | <0.50 |          | mg/kg |           |
|                |      |                             | Acid Extractable Strontium (Sr)  | 2023/06/16    | <5.0  |          | mg/kg |           |
|                |      |                             | Acid Extractable Thallium (Tl)   | 2023/06/16    | <0.10 |          | mg/kg |           |
|                |      |                             | Acid Extractable Tin (Sn)        | 2023/06/16    | <1.0  |          | mg/kg |           |
|                |      |                             | Acid Extractable Uranium (U)     | 2023/06/16    | <0.10 |          | mg/kg |           |
|                |      |                             | Acid Extractable Vanadium (V)    | 2023/06/16    | <2.0  |          | mg/kg |           |
|                |      |                             | Acid Extractable Zinc (Zn)       | 2023/06/16    | <5.0  |          | mg/kg |           |
| 8730706        | JHY  | RPD [WBS211-01]             | Acid Extractable Aluminum (Al)   | 2023/06/16    | 14    |          | %     | 35        |
|                |      |                             | Acid Extractable Antimony (Sb)   | 2023/06/16    | NC    |          | %     | 35        |
|                |      |                             | Acid Extractable Arsenic (As)    | 2023/06/16    | 5.2   |          | %     | 35        |
|                |      |                             | Acid Extractable Barium (Ba)     | 2023/06/16    | 0.90  |          | %     | 35        |
|                |      |                             | Acid Extractable Beryllium (Be)  | 2023/06/16    | NC    |          | %     | 35        |
|                |      |                             | Acid Extractable Bismuth (Bi)    | 2023/06/16    | NC    |          | %     | 35        |
|                |      |                             | Acid Extractable Boron (B)       | 2023/06/16    | NC    |          | %     | 35        |
|                |      |                             | Acid Extractable Cadmium (Cd)    | 2023/06/16    | 2.0   |          | %     | 35        |
|                |      |                             | Acid Extractable Chromium (Cr)   | 2023/06/16    | 9.6   |          | %     | 35        |
|                |      |                             | Acid Extractable Cobalt (Co)     | 2023/06/16    | 0.44  |          | %     | 35        |
|                |      |                             | Acid Extractable Copper (Cu)     | 2023/06/16    | 1.6   |          | %     | 35        |
|                |      |                             | Acid Extractable Iron (Fe)       | 2023/06/16    | 4.2   |          | %     | 35        |
|                |      |                             | Acid Extractable Lead (Pb)       | 2023/06/16    | 5.0   |          | %     | 35        |
|                |      |                             | Acid Extractable Lithium (Li)    | 2023/06/16    | 14    |          | %     | 35        |
|                |      |                             | Acid Extractable Manganese (Mn)  | 2023/06/16    | 0.96  |          | %     | 35        |
|                |      |                             | Acid Extractable Mercury (Hg)    | 2023/06/16    | 18    |          | %     | 35        |
|                |      |                             | Acid Extractable Molybdenum (Mo) | 2023/06/16    | NC    |          | %     | 35        |
|                |      |                             | Acid Extractable Nickel (Ni)     | 2023/06/16    | 3.5   |          | %     | 35        |
|                |      |                             | Acid Extractable Rubidium (Rb)   | 2023/06/16    | 29    |          | %     | 35        |
|                |      |                             | Acid Extractable Selenium (Se)   | 2023/06/16    | 5.0   |          | %     | 35        |
|                |      |                             | Acid Extractable Silver (Ag)     | 2023/06/16    | NC    |          | %     | 35        |
|                |      |                             | Acid Extractable Strontium (Sr)  | 2023/06/16    | 4.2   |          | %     | 35        |
|                |      |                             | Acid Extractable Thallium (Tl)   | 2023/06/16    | 10    |          | %     | 35        |
|                |      |                             | Acid Extractable Tin (Sn)        | 2023/06/16    | 7.9   |          | %     | 35        |
|                |      |                             | Acid Extractable Uranium (U)     | 2023/06/16    | 3.9   |          | %     | 35        |
|                |      |                             | Acid Extractable Vanadium (V)    | 2023/06/16    | 10    |          | %     | 35        |
|                |      |                             | Acid Extractable Zinc (Zn)       | 2023/06/16    | 8.7   |          | %     | 35        |
| 8730718        | JHY  | Matrix Spike<br>[WBS207-01] | Acid Extractable Antimony (Sb)   | 2023/06/16    |       | 104      | %     | 75 - 125  |
|                |      |                             | Acid Extractable Arsenic (As)    | 2023/06/16    |       | 95       | %     | 75 - 125  |



BUREAU  
VERITAS

Bureau Veritas Job #: C3H0061  
Report Date: 2023/10/27

Dillon Consulting Limited  
Client Project #: 22-3723  
Site Location: ENON LAKE

### QUALITY ASSURANCE REPORT(CONT'D)

| QA/QC<br>Batch | Init | QC Type      | Parameter                        | Date Analyzed | Value | Recovery | UNITS | QC Limits |
|----------------|------|--------------|----------------------------------|---------------|-------|----------|-------|-----------|
|                |      |              | Acid Extractable Barium (Ba)     | 2023/06/16    |       | NC       | %     | 75 - 125  |
|                |      |              | Acid Extractable Beryllium (Be)  | 2023/06/16    |       | 93       | %     | 75 - 125  |
|                |      |              | Acid Extractable Bismuth (Bi)    | 2023/06/16    |       | 98       | %     | 75 - 125  |
|                |      |              | Acid Extractable Boron (B)       | 2023/06/16    |       | 86       | %     | 75 - 125  |
|                |      |              | Acid Extractable Cadmium (Cd)    | 2023/06/16    |       | 101      | %     | 75 - 125  |
|                |      |              | Acid Extractable Chromium (Cr)   | 2023/06/16    |       | 93       | %     | 75 - 125  |
|                |      |              | Acid Extractable Cobalt (Co)     | 2023/06/16    |       | 93       | %     | 75 - 125  |
|                |      |              | Acid Extractable Copper (Cu)     | 2023/06/16    |       | 91       | %     | 75 - 125  |
|                |      |              | Acid Extractable Lead (Pb)       | 2023/06/16    |       | NC       | %     | 75 - 125  |
|                |      |              | Acid Extractable Lithium (Li)    | 2023/06/16    |       | 98       | %     | 75 - 125  |
|                |      |              | Acid Extractable Manganese (Mn)  | 2023/06/16    |       | NC       | %     | 75 - 125  |
|                |      |              | Acid Extractable Mercury (Hg)    | 2023/06/16    |       | 97       | %     | 75 - 125  |
|                |      |              | Acid Extractable Molybdenum (Mo) | 2023/06/16    |       | 100      | %     | 75 - 125  |
|                |      |              | Acid Extractable Nickel (Ni)     | 2023/06/16    |       | 95       | %     | 75 - 125  |
|                |      |              | Acid Extractable Rubidium (Rb)   | 2023/06/16    |       | 94       | %     | 75 - 125  |
|                |      |              | Acid Extractable Selenium (Se)   | 2023/06/16    |       | 98       | %     | 75 - 125  |
|                |      |              | Acid Extractable Silver (Ag)     | 2023/06/16    |       | 100      | %     | 75 - 125  |
|                |      |              | Acid Extractable Strontium (Sr)  | 2023/06/16    |       | NC       | %     | 75 - 125  |
|                |      |              | Acid Extractable Thallium (Tl)   | 2023/06/16    |       | 100      | %     | 75 - 125  |
|                |      |              | Acid Extractable Tin (Sn)        | 2023/06/16    |       | 104      | %     | 75 - 125  |
|                |      |              | Acid Extractable Uranium (U)     | 2023/06/16    |       | 104      | %     | 75 - 125  |
|                |      |              | Acid Extractable Vanadium (V)    | 2023/06/16    |       | 95       | %     | 75 - 125  |
|                |      |              | Acid Extractable Zinc (Zn)       | 2023/06/16    |       | NC       | %     | 75 - 125  |
| 8730718        | JHY  | Spiked Blank | Acid Extractable Antimony (Sb)   | 2023/06/16    |       | 105      | %     | 75 - 125  |
|                |      |              | Acid Extractable Arsenic (As)    | 2023/06/16    |       | 94       | %     | 75 - 125  |
|                |      |              | Acid Extractable Barium (Ba)     | 2023/06/16    |       | 93       | %     | 75 - 125  |
|                |      |              | Acid Extractable Beryllium (Be)  | 2023/06/16    |       | 90       | %     | 75 - 125  |
|                |      |              | Acid Extractable Bismuth (Bi)    | 2023/06/16    |       | 94       | %     | 75 - 125  |
|                |      |              | Acid Extractable Boron (B)       | 2023/06/16    |       | 88       | %     | 75 - 125  |
|                |      |              | Acid Extractable Cadmium (Cd)    | 2023/06/16    |       | 98       | %     | 75 - 125  |
|                |      |              | Acid Extractable Chromium (Cr)   | 2023/06/16    |       | 91       | %     | 75 - 125  |
|                |      |              | Acid Extractable Cobalt (Co)     | 2023/06/16    |       | 93       | %     | 75 - 125  |
|                |      |              | Acid Extractable Copper (Cu)     | 2023/06/16    |       | 93       | %     | 75 - 125  |
|                |      |              | Acid Extractable Lead (Pb)       | 2023/06/16    |       | 96       | %     | 75 - 125  |
|                |      |              | Acid Extractable Lithium (Li)    | 2023/06/16    |       | 94       | %     | 75 - 125  |
|                |      |              | Acid Extractable Manganese (Mn)  | 2023/06/16    |       | 93       | %     | 75 - 125  |
|                |      |              | Acid Extractable Mercury (Hg)    | 2023/06/16    |       | 95       | %     | 75 - 125  |
|                |      |              | Acid Extractable Molybdenum (Mo) | 2023/06/16    |       | 98       | %     | 75 - 125  |
|                |      |              | Acid Extractable Nickel (Ni)     | 2023/06/16    |       | 95       | %     | 75 - 125  |
|                |      |              | Acid Extractable Rubidium (Rb)   | 2023/06/16    |       | 91       | %     | 75 - 125  |
|                |      |              | Acid Extractable Selenium (Se)   | 2023/06/16    |       | 96       | %     | 75 - 125  |
|                |      |              | Acid Extractable Silver (Ag)     | 2023/06/16    |       | 98       | %     | 75 - 125  |
|                |      |              | Acid Extractable Strontium (Sr)  | 2023/06/16    |       | 98       | %     | 75 - 125  |
|                |      |              | Acid Extractable Thallium (Tl)   | 2023/06/16    |       | 97       | %     | 75 - 125  |
|                |      |              | Acid Extractable Tin (Sn)        | 2023/06/16    |       | 104      | %     | 75 - 125  |
|                |      |              | Acid Extractable Uranium (U)     | 2023/06/16    |       | 96       | %     | 75 - 125  |
|                |      |              | Acid Extractable Vanadium (V)    | 2023/06/16    |       | 94       | %     | 75 - 125  |
|                |      |              | Acid Extractable Zinc (Zn)       | 2023/06/16    |       | 93       | %     | 75 - 125  |
| 8730718        | JHY  | Method Blank | Acid Extractable Aluminum (Al)   | 2023/06/16    | <10   |          | mg/kg |           |
|                |      |              | Acid Extractable Antimony (Sb)   | 2023/06/16    | <2.0  |          | mg/kg |           |
|                |      |              | Acid Extractable Arsenic (As)    | 2023/06/16    | <2.0  |          | mg/kg |           |
|                |      |              | Acid Extractable Barium (Ba)     | 2023/06/16    | <5.0  |          | mg/kg |           |
|                |      |              | Acid Extractable Beryllium (Be)  | 2023/06/16    | <1.0  |          | mg/kg |           |
|                |      |              | Acid Extractable Bismuth (Bi)    | 2023/06/16    | <2.0  |          | mg/kg |           |



BUREAU  
VERITAS

Bureau Veritas Job #: C3H0061  
Report Date: 2023/10/27

Dillon Consulting Limited  
Client Project #: 22-3723  
Site Location: ENON LAKE

### QUALITY ASSURANCE REPORT(CONT'D)

| QA/QC<br>Batch | Init | QC Type         | Parameter                        | Date Analyzed | Value | Recovery | UNITS | QC Limits |
|----------------|------|-----------------|----------------------------------|---------------|-------|----------|-------|-----------|
|                |      |                 | Acid Extractable Boron (B)       | 2023/06/16    | <50   |          | mg/kg |           |
|                |      |                 | Acid Extractable Cadmium (Cd)    | 2023/06/16    | <0.30 |          | mg/kg |           |
|                |      |                 | Acid Extractable Chromium (Cr)   | 2023/06/16    | <2.0  |          | mg/kg |           |
|                |      |                 | Acid Extractable Cobalt (Co)     | 2023/06/16    | <1.0  |          | mg/kg |           |
|                |      |                 | Acid Extractable Copper (Cu)     | 2023/06/16    | <2.0  |          | mg/kg |           |
|                |      |                 | Acid Extractable Iron (Fe)       | 2023/06/16    | <50   |          | mg/kg |           |
|                |      |                 | Acid Extractable Lead (Pb)       | 2023/06/16    | <0.50 |          | mg/kg |           |
|                |      |                 | Acid Extractable Lithium (Li)    | 2023/06/16    | <2.0  |          | mg/kg |           |
|                |      |                 | Acid Extractable Manganese (Mn)  | 2023/06/16    | <2.0  |          | mg/kg |           |
|                |      |                 | Acid Extractable Mercury (Hg)    | 2023/06/16    | <0.10 |          | mg/kg |           |
|                |      |                 | Acid Extractable Molybdenum (Mo) | 2023/06/16    | <2.0  |          | mg/kg |           |
|                |      |                 | Acid Extractable Nickel (Ni)     | 2023/06/16    | <2.0  |          | mg/kg |           |
|                |      |                 | Acid Extractable Rubidium (Rb)   | 2023/06/16    | <2.0  |          | mg/kg |           |
|                |      |                 | Acid Extractable Selenium (Se)   | 2023/06/16    | <0.50 |          | mg/kg |           |
|                |      |                 | Acid Extractable Silver (Ag)     | 2023/06/16    | <0.50 |          | mg/kg |           |
|                |      |                 | Acid Extractable Strontium (Sr)  | 2023/06/16    | <5.0  |          | mg/kg |           |
|                |      |                 | Acid Extractable Thallium (Tl)   | 2023/06/16    | <0.10 |          | mg/kg |           |
|                |      |                 | Acid Extractable Tin (Sn)        | 2023/06/16    | <1.0  |          | mg/kg |           |
|                |      |                 | Acid Extractable Uranium (U)     | 2023/06/16    | <0.10 |          | mg/kg |           |
|                |      |                 | Acid Extractable Vanadium (V)    | 2023/06/16    | <2.0  |          | mg/kg |           |
|                |      |                 | Acid Extractable Zinc (Zn)       | 2023/06/16    | <5.0  |          | mg/kg |           |
| 8730718        | JHY  | RPD [WBS207-01] | Acid Extractable Aluminum (Al)   | 2023/06/16    | 0.82  |          | %     | 35        |
|                |      |                 | Acid Extractable Antimony (Sb)   | 2023/06/16    | NC    |          | %     | 35        |
|                |      |                 | Acid Extractable Arsenic (As)    | 2023/06/16    | 2.4   |          | %     | 35        |
|                |      |                 | Acid Extractable Barium (Ba)     | 2023/06/16    | 0.15  |          | %     | 35        |
|                |      |                 | Acid Extractable Beryllium (Be)  | 2023/06/16    | NC    |          | %     | 35        |
|                |      |                 | Acid Extractable Bismuth (Bi)    | 2023/06/16    | NC    |          | %     | 35        |
|                |      |                 | Acid Extractable Boron (B)       | 2023/06/16    | NC    |          | %     | 35        |
|                |      |                 | Acid Extractable Cadmium (Cd)    | 2023/06/16    | 1.4   |          | %     | 35        |
|                |      |                 | Acid Extractable Chromium (Cr)   | 2023/06/16    | 0.34  |          | %     | 35        |
|                |      |                 | Acid Extractable Cobalt (Co)     | 2023/06/16    | 0.38  |          | %     | 35        |
|                |      |                 | Acid Extractable Copper (Cu)     | 2023/06/16    | 4.8   |          | %     | 35        |
|                |      |                 | Acid Extractable Iron (Fe)       | 2023/06/16    | 0.22  |          | %     | 35        |
|                |      |                 | Acid Extractable Lead (Pb)       | 2023/06/16    | 1.2   |          | %     | 35        |
|                |      |                 | Acid Extractable Lithium (Li)    | 2023/06/16    | 7.8   |          | %     | 35        |
|                |      |                 | Acid Extractable Manganese (Mn)  | 2023/06/16    | 1.8   |          | %     | 35        |
|                |      |                 | Acid Extractable Mercury (Hg)    | 2023/06/16    | NC    |          | %     | 35        |
|                |      |                 | Acid Extractable Molybdenum (Mo) | 2023/06/16    | NC    |          | %     | 35        |
|                |      |                 | Acid Extractable Nickel (Ni)     | 2023/06/16    | 2.1   |          | %     | 35        |
|                |      |                 | Acid Extractable Rubidium (Rb)   | 2023/06/16    | 6.0   |          | %     | 35        |
|                |      |                 | Acid Extractable Selenium (Se)   | 2023/06/16    | NC    |          | %     | 35        |
|                |      |                 | Acid Extractable Silver (Ag)     | 2023/06/16    | 0.98  |          | %     | 35        |
|                |      |                 | Acid Extractable Strontium (Sr)  | 2023/06/16    | 6.5   |          | %     | 35        |
|                |      |                 | Acid Extractable Thallium (Tl)   | 2023/06/16    | 1.1   |          | %     | 35        |
|                |      |                 | Acid Extractable Tin (Sn)        | 2023/06/16    | NC    |          | %     | 35        |
|                |      |                 | Acid Extractable Uranium (U)     | 2023/06/16    | 4.3   |          | %     | 35        |
|                |      |                 | Acid Extractable Vanadium (V)    | 2023/06/16    | 0.41  |          | %     | 35        |
|                |      |                 | Acid Extractable Zinc (Zn)       | 2023/06/16    | 7.0   |          | %     | 35        |
| 8738072        | JHY  | Matrix Spike    | Acid Extractable Antimony (Sb)   | 2023/06/20    |       | 91       | %     | 75 - 125  |
|                |      |                 | Acid Extractable Arsenic (As)    | 2023/06/20    |       | 95       | %     | 75 - 125  |
|                |      |                 | Acid Extractable Barium (Ba)     | 2023/06/20    |       | NC       | %     | 75 - 125  |
|                |      |                 | Acid Extractable Beryllium (Be)  | 2023/06/20    |       | 93       | %     | 75 - 125  |
|                |      |                 | Acid Extractable Bismuth (Bi)    | 2023/06/20    |       | 96       | %     | 75 - 125  |
|                |      |                 | Acid Extractable Boron (B)       | 2023/06/20    |       | 98       | %     | 75 - 125  |



BUREAU  
VERITAS

Bureau Veritas Job #: C3H0061  
Report Date: 2023/10/27

Dillon Consulting Limited  
Client Project #: 22-3723  
Site Location: ENON LAKE

### QUALITY ASSURANCE REPORT(CONT'D)

| QA/QC<br>Batch | Init | QC Type      | Parameter                        | Date Analyzed | Value | Recovery | UNITS | QC Limits |
|----------------|------|--------------|----------------------------------|---------------|-------|----------|-------|-----------|
|                |      |              | Acid Extractable Cadmium (Cd)    | 2023/06/20    |       | 95       | %     | 75 - 125  |
|                |      |              | Acid Extractable Chromium (Cr)   | 2023/06/20    |       | 92       | %     | 75 - 125  |
|                |      |              | Acid Extractable Cobalt (Co)     | 2023/06/20    |       | 95       | %     | 75 - 125  |
|                |      |              | Acid Extractable Copper (Cu)     | 2023/06/20    |       | NC       | %     | 75 - 125  |
|                |      |              | Acid Extractable Lead (Pb)       | 2023/06/20    |       | 94       | %     | 75 - 125  |
|                |      |              | Acid Extractable Lithium (Li)    | 2023/06/20    |       | 97       | %     | 75 - 125  |
|                |      |              | Acid Extractable Manganese (Mn)  | 2023/06/20    |       | NC       | %     | 75 - 125  |
|                |      |              | Acid Extractable Mercury (Hg)    | 2023/06/20    |       | 93       | %     | 75 - 125  |
|                |      |              | Acid Extractable Molybdenum (Mo) | 2023/06/20    |       | 96       | %     | 75 - 125  |
|                |      |              | Acid Extractable Nickel (Ni)     | 2023/06/20    |       | 99       | %     | 75 - 125  |
|                |      |              | Acid Extractable Rubidium (Rb)   | 2023/06/20    |       | 96       | %     | 75 - 125  |
|                |      |              | Acid Extractable Selenium (Se)   | 2023/06/20    |       | 95       | %     | 75 - 125  |
|                |      |              | Acid Extractable Silver (Ag)     | 2023/06/20    |       | 96       | %     | 75 - 125  |
|                |      |              | Acid Extractable Strontium (Sr)  | 2023/06/20    |       | 99       | %     | 75 - 125  |
|                |      |              | Acid Extractable Thallium (Tl)   | 2023/06/20    |       | 84       | %     | 75 - 125  |
|                |      |              | Acid Extractable Tin (Sn)        | 2023/06/20    |       | NC       | %     | 75 - 125  |
|                |      |              | Acid Extractable Uranium (U)     | 2023/06/20    |       | 101      | %     | 75 - 125  |
|                |      |              | Acid Extractable Vanadium (V)    | 2023/06/20    |       | 100      | %     | 75 - 125  |
|                |      |              | Acid Extractable Zinc (Zn)       | 2023/06/20    |       | NC       | %     | 75 - 125  |
| 8738072        | JHY  | Spiked Blank | Acid Extractable Antimony (Sb)   | 2023/06/20    |       | 100      | %     | 75 - 125  |
|                |      |              | Acid Extractable Arsenic (As)    | 2023/06/20    |       | 95       | %     | 75 - 125  |
|                |      |              | Acid Extractable Barium (Ba)     | 2023/06/20    |       | 90       | %     | 75 - 125  |
|                |      |              | Acid Extractable Beryllium (Be)  | 2023/06/20    |       | 91       | %     | 75 - 125  |
|                |      |              | Acid Extractable Bismuth (Bi)    | 2023/06/20    |       | 94       | %     | 75 - 125  |
|                |      |              | Acid Extractable Boron (B)       | 2023/06/20    |       | 92       | %     | 75 - 125  |
|                |      |              | Acid Extractable Cadmium (Cd)    | 2023/06/20    |       | 94       | %     | 75 - 125  |
|                |      |              | Acid Extractable Chromium (Cr)   | 2023/06/20    |       | 93       | %     | 75 - 125  |
|                |      |              | Acid Extractable Cobalt (Co)     | 2023/06/20    |       | 95       | %     | 75 - 125  |
|                |      |              | Acid Extractable Copper (Cu)     | 2023/06/20    |       | 95       | %     | 75 - 125  |
|                |      |              | Acid Extractable Lead (Pb)       | 2023/06/20    |       | 94       | %     | 75 - 125  |
|                |      |              | Acid Extractable Lithium (Li)    | 2023/06/20    |       | 96       | %     | 75 - 125  |
|                |      |              | Acid Extractable Manganese (Mn)  | 2023/06/20    |       | 96       | %     | 75 - 125  |
|                |      |              | Acid Extractable Mercury (Hg)    | 2023/06/20    |       | 89       | %     | 75 - 125  |
|                |      |              | Acid Extractable Molybdenum (Mo) | 2023/06/20    |       | 94       | %     | 75 - 125  |
|                |      |              | Acid Extractable Nickel (Ni)     | 2023/06/20    |       | 96       | %     | 75 - 125  |
|                |      |              | Acid Extractable Rubidium (Rb)   | 2023/06/20    |       | 90       | %     | 75 - 125  |
|                |      |              | Acid Extractable Selenium (Se)   | 2023/06/20    |       | 98       | %     | 75 - 125  |
|                |      |              | Acid Extractable Silver (Ag)     | 2023/06/20    |       | 94       | %     | 75 - 125  |
|                |      |              | Acid Extractable Strontium (Sr)  | 2023/06/20    |       | 95       | %     | 75 - 125  |
|                |      |              | Acid Extractable Thallium (Tl)   | 2023/06/20    |       | 96       | %     | 75 - 125  |
|                |      |              | Acid Extractable Tin (Sn)        | 2023/06/20    |       | 96       | %     | 75 - 125  |
|                |      |              | Acid Extractable Uranium (U)     | 2023/06/20    |       | 98       | %     | 75 - 125  |
|                |      |              | Acid Extractable Vanadium (V)    | 2023/06/20    |       | 94       | %     | 75 - 125  |
|                |      |              | Acid Extractable Zinc (Zn)       | 2023/06/20    |       | 96       | %     | 75 - 125  |
| 8738072        | JHY  | Method Blank | Acid Extractable Aluminum (Al)   | 2023/06/20    | <10   |          | mg/kg |           |
|                |      |              | Acid Extractable Antimony (Sb)   | 2023/06/20    | <2.0  |          | mg/kg |           |
|                |      |              | Acid Extractable Arsenic (As)    | 2023/06/20    | <2.0  |          | mg/kg |           |
|                |      |              | Acid Extractable Barium (Ba)     | 2023/06/20    | <5.0  |          | mg/kg |           |
|                |      |              | Acid Extractable Beryllium (Be)  | 2023/06/20    | <1.0  |          | mg/kg |           |
|                |      |              | Acid Extractable Bismuth (Bi)    | 2023/06/20    | <2.0  |          | mg/kg |           |
|                |      |              | Acid Extractable Boron (B)       | 2023/06/20    | <50   |          | mg/kg |           |
|                |      |              | Acid Extractable Cadmium (Cd)    | 2023/06/20    | <0.30 |          | mg/kg |           |
|                |      |              | Acid Extractable Chromium (Cr)   | 2023/06/20    | <2.0  |          | mg/kg |           |
|                |      |              | Acid Extractable Cobalt (Co)     | 2023/06/20    | <1.0  |          | mg/kg |           |



BUREAU  
VERITAS

Bureau Veritas Job #: C3H0061  
Report Date: 2023/10/27

Dillon Consulting Limited  
Client Project #: 22-3723  
Site Location: ENON LAKE

### QUALITY ASSURANCE REPORT(CONT'D)

| QA/QC<br>Batch | Init | QC Type | Parameter                        | Date Analyzed | Value | Recovery | UNITS | QC Limits |
|----------------|------|---------|----------------------------------|---------------|-------|----------|-------|-----------|
|                |      |         | Acid Extractable Copper (Cu)     | 2023/06/20    | <2.0  |          | mg/kg |           |
|                |      |         | Acid Extractable Iron (Fe)       | 2023/06/20    | <50   |          | mg/kg |           |
|                |      |         | Acid Extractable Lead (Pb)       | 2023/06/20    | <0.50 |          | mg/kg |           |
|                |      |         | Acid Extractable Lithium (Li)    | 2023/06/20    | <2.0  |          | mg/kg |           |
|                |      |         | Acid Extractable Manganese (Mn)  | 2023/06/20    | <2.0  |          | mg/kg |           |
|                |      |         | Acid Extractable Mercury (Hg)    | 2023/06/20    | <0.10 |          | mg/kg |           |
|                |      |         | Acid Extractable Molybdenum (Mo) | 2023/06/20    | <2.0  |          | mg/kg |           |
|                |      |         | Acid Extractable Nickel (Ni)     | 2023/06/20    | <2.0  |          | mg/kg |           |
|                |      |         | Acid Extractable Rubidium (Rb)   | 2023/06/20    | <2.0  |          | mg/kg |           |
|                |      |         | Acid Extractable Selenium (Se)   | 2023/06/20    | <0.50 |          | mg/kg |           |
|                |      |         | Acid Extractable Silver (Ag)     | 2023/06/20    | <0.50 |          | mg/kg |           |
|                |      |         | Acid Extractable Strontium (Sr)  | 2023/06/20    | <5.0  |          | mg/kg |           |
|                |      |         | Acid Extractable Thallium (Tl)   | 2023/06/20    | <0.10 |          | mg/kg |           |
|                |      |         | Acid Extractable Tin (Sn)        | 2023/06/20    | <1.0  |          | mg/kg |           |
|                |      |         | Acid Extractable Uranium (U)     | 2023/06/20    | <0.10 |          | mg/kg |           |
|                |      |         | Acid Extractable Vanadium (V)    | 2023/06/20    | <2.0  |          | mg/kg |           |
|                |      |         | Acid Extractable Zinc (Zn)       | 2023/06/20    | <5.0  |          | mg/kg |           |
| 8738072        | JHY  | RPD     | Acid Extractable Aluminum (Al)   | 2023/06/20    | 31    |          | %     | 35        |
|                |      |         | Acid Extractable Antimony (Sb)   | 2023/06/20    | 2.6   |          | %     | 35        |
|                |      |         | Acid Extractable Arsenic (As)    | 2023/06/20    | 5.4   |          | %     | 35        |
|                |      |         | Acid Extractable Barium (Ba)     | 2023/06/20    | 9.2   |          | %     | 35        |
|                |      |         | Acid Extractable Beryllium (Be)  | 2023/06/20    | NC    |          | %     | 35        |
|                |      |         | Acid Extractable Bismuth (Bi)    | 2023/06/20    | NC    |          | %     | 35        |
|                |      |         | Acid Extractable Boron (B)       | 2023/06/20    | NC    |          | %     | 35        |
|                |      |         | Acid Extractable Cadmium (Cd)    | 2023/06/20    | NC    |          | %     | 35        |
|                |      |         | Acid Extractable Chromium (Cr)   | 2023/06/20    | 2.6   |          | %     | 35        |
|                |      |         | Acid Extractable Cobalt (Co)     | 2023/06/20    | 11    |          | %     | 35        |
|                |      |         | Acid Extractable Copper (Cu)     | 2023/06/20    | 15    |          | %     | 35        |
|                |      |         | Acid Extractable Iron (Fe)       | 2023/06/20    | 8.0   |          | %     | 35        |
|                |      |         | Acid Extractable Lead (Pb)       | 2023/06/20    | 3.3   |          | %     | 35        |
|                |      |         | Acid Extractable Lithium (Li)    | 2023/06/20    | 9.0   |          | %     | 35        |
|                |      |         | Acid Extractable Manganese (Mn)  | 2023/06/20    | 11    |          | %     | 35        |
|                |      |         | Acid Extractable Mercury (Hg)    | 2023/06/20    | NC    |          | %     | 35        |
|                |      |         | Acid Extractable Molybdenum (Mo) | 2023/06/20    | NC    |          | %     | 35        |
|                |      |         | Acid Extractable Nickel (Ni)     | 2023/06/20    | 4.2   |          | %     | 35        |
|                |      |         | Acid Extractable Rubidium (Rb)   | 2023/06/20    | 10    |          | %     | 35        |
|                |      |         | Acid Extractable Selenium (Se)   | 2023/06/20    | NC    |          | %     | 35        |
|                |      |         | Acid Extractable Silver (Ag)     | 2023/06/20    | NC    |          | %     | 35        |
|                |      |         | Acid Extractable Strontium (Sr)  | 2023/06/20    | 7.4   |          | %     | 35        |
|                |      |         | Acid Extractable Thallium (Tl)   | 2023/06/20    | NC    |          | %     | 35        |
|                |      |         | Acid Extractable Tin (Sn)        | 2023/06/20    | 3.0   |          | %     | 35        |
|                |      |         | Acid Extractable Uranium (U)     | 2023/06/20    | 8.4   |          | %     | 35        |
|                |      |         | Acid Extractable Vanadium (V)    | 2023/06/20    | 9.5   |          | %     | 35        |



BUREAU  
VERITAS

Bureau Veritas Job #: C3H0061  
Report Date: 2023/10/27

Dillon Consulting Limited  
Client Project #: 22-3723  
Site Location: ENON LAKE

### QUALITY ASSURANCE REPORT(CONT'D)

| QA/QC<br>Batch  | Init | QC Type | Parameter                  | Date Analyzed | Value | Recovery | UNITS | QC Limits |
|---|------|---------|----------------------------|---------------|-------|----------|-------|-----------|
|   |      |         | Acid Extractable Zinc (Zn) | 2023/06/20    | 9.1   |          | %     | 35        |
| <p>Duplicate: Paired analysis of a separate portion of the same sample. Used to evaluate the variance in the measurement.</p> <p>Matrix Spike: A sample to which a known amount of the analyte of interest has been added. Used to evaluate sample matrix interference.</p> <p>Spiked Blank: A blank matrix sample to which a known amount of the analyte, usually from a second source, has been added. Used to evaluate method accuracy.</p> <p>Method Blank: A blank matrix containing all reagents used in the analytical procedure. Used to identify laboratory contamination.</p> <p>NC (Matrix Spike): The recovery in the matrix spike was not calculated. The relative difference between the concentration in the parent sample and the spike amount was too small to permit a reliable recovery calculation (matrix spike concentration was less than the native sample concentration)</p> <p>NC (Duplicate RPD): The duplicate RPD was not calculated. The concentration in the sample and/or duplicate was too low to permit a reliable RPD calculation (absolute difference &lt;= 2x RDL).</p> <p>(1) Recovery is within QC acceptance limits. &lt; 10 % of compounds in multi-component analysis in violation.</p> |      |         |                            |               |       |          |       |           |



BUREAU  
VERITAS

Bureau Veritas Job #: C3H0061  
Report Date: 2023/10/27

Dillon Consulting Limited  
Client Project #: 22-3723  
Site Location: ENON LAKE

### VALIDATION SIGNATURE PAGE

The analytical data and all QC contained in this report were reviewed and validated by:

---

Mike MacGillivray, Scientific Specialist (Inorganics)



Bureau Veritas Proprietary Software  
Logiciel Propriétaire de Bureau Veritas

---

Automated Statchk

---

Bureau Veritas has procedures in place to guard against improper use of the electronic signature and have the required "signatories", as per ISO/IEC 17025, signing the reports. For Service Group specific validation, please refer to the Validation Signatures page if included, otherwise available by request. For Department specific Analyst/Supervisor validation names, please refer to the Test Summary section if included, otherwise available by request. This report is authorized by Kathy Martin, Laboratory Manager responsible for Nova Scotia Environmental laboratory operations.



Your Project #: 22-3723  
 Site Location: LAKE ENON

**Attention: Nadine Wambolt**

Dillon Consulting Limited  
 275 Charlotte St  
 Sydney, NS  
 CANADA B1P 1C6

**Report Date: 2023/07/13**  
 Report #: R7712972  
 Version: 2 - Revision

**CERTIFICATE OF ANALYSIS – REVISED REPORT**

**BUREAU VERITAS JOB #: C3I2998**

**Received: 2023/06/22, 12:15**

Sample Matrix: Soil  
 # Samples Received: 33

| Analyses                           | Quantity | Date       | Date       | Laboratory Method | Analytical Method |
|------------------------------------|----------|------------|------------|-------------------|-------------------|
|                                    |          | Extracted  | Analyzed   |                   |                   |
| Metals Solids Acid Extr. ICPMS (1) | 1        | 2023/06/29 | 2023/06/29 | ATL SOP 00058     | EPA 6020B R2 m    |
| Metals Solids Acid Extr. ICPMS (1) | 5        | 2023/07/10 | 2023/07/10 | ATL SOP 00058     | EPA 6020B R2 m    |
| Metals Solids Acid Extr. ICPMS (1) | 1        | 2023/07/04 | 2023/07/05 | ATL SOP 00058     | EPA 6020B R2 m    |
| Metals Solids Acid Extr. ICPMS (1) | 1        | 2023/07/07 | 2023/07/10 | ATL SOP 00058     | EPA 6020B R2 m    |
| Metals Solids Acid Extr. ICPMS (1) | 25       | 2023/07/07 | 2023/07/07 | ATL SOP 00058     | EPA 6020B R2 m    |

**Remarks:**

Bureau Veritas is accredited to ISO/IEC 17025 for specific parameters on scopes of accreditation. Unless otherwise noted, procedures used by Bureau Veritas are based upon recognized Provincial, Federal or US method compendia such as CCME, MELCCFP, EPA, APHA.

All work recorded herein has been done in accordance with procedures and practices ordinarily exercised by professionals in Bureau Veritas' profession using accepted testing methodologies, quality assurance and quality control procedures (except where otherwise agreed by the client and Bureau Veritas in writing). All data is in statistical control and has met quality control and method performance criteria unless otherwise noted. All method blanks are reported; unless indicated otherwise, associated sample data are not blank corrected. Where applicable, unless otherwise noted, Measurement Uncertainty has not been accounted for when stating conformity to the referenced standard.

Bureau Veritas liability is limited to the actual cost of the requested analyses, unless otherwise agreed in writing. There is no other warranty expressed or implied. Bureau Veritas has been retained to provide analysis of samples provided by the Client using the testing methodology referenced in this report. Interpretation and use of test results are the sole responsibility of the Client and are not within the scope of services provided by Bureau Veritas, unless otherwise agreed in writing. Bureau Veritas is not responsible for the accuracy or any data impacts, that result from the information provided by the customer or their agent.

Solid sample results, except biota, are based on dry weight unless otherwise indicated. Organic analyses are not recovery corrected except for isotope dilution methods.

Results relate to samples tested. When sampling is not conducted by Bureau Veritas, results relate to the supplied samples tested.

This Certificate shall not be reproduced except in full, without the written approval of the laboratory.

Reference Method suffix "m" indicates test methods incorporate validated modifications from specific reference methods to improve performance.

\* RPDs calculated using raw data. The rounding of final results may result in the apparent difference.

(1) This test was performed by Bureau Veritas Bedford, 200 Bluewater Rd Suite 105, Bedford, NS, B4B 1G9



Your Project #: 22-3723  
Site Location: LAKE ENON

**Attention: Nadine Wambolt**

Dillon Consulting Limited  
275 Charlotte St  
Sydney, NS  
CANADA B1P 1C6

**Report Date: 2023/07/13**  
Report #: R7712972  
Version: 2 - Revision

**CERTIFICATE OF ANALYSIS – REVISED REPORT**

**BUREAU VERITAS JOB #: C3I2998**

**Received: 2023/06/22, 12:15**

Encryption Key

Natalie MacAskill  
Key Account Specialist  
13 Jul 2023 11:44:54

Please direct all questions regarding this Certificate of Analysis to:  
Natalie MacAskill, Key Account Specialist  
Email: Natalie.MacAskill@bureauveritas.com  
Phone# (902)567-1255 Ext:17

=====

Bureau Veritas has procedures in place to guard against improper use of the electronic signature and have the required "signatories", as per ISO/IEC 17025, signing the reports. For Service Group specific validation, please refer to the Validation Signatures page if included, otherwise available by request. For Department specific Analyst/Supervisor validation names, please refer to the Test Summary section if included, otherwise available by request. This report is authorized by Michelle Mombourquette, Laboratory Manager responsible for Nova Scotia Environmental laboratory operations.



BUREAU  
VERITAS

Bureau Veritas Job #: C312998  
Report Date: 2023/07/13

Dillon Consulting Limited  
Client Project #: 22-3723  
Site Location: LAKE ENON  
Sampler Initials: BT

### ELEMENTS BY ATOMIC SPECTROSCOPY (SOIL)

| Bureau Veritas ID                |       | WEJ893       | WEJ897       | WEJ898       |          | WEJ899       |      |          |
|----------------------------------|-------|--------------|--------------|--------------|----------|--------------|------|----------|
| Sampling Date                    |       | 2023/06/20   | 2023/06/20   | 2023/06/20   |          | 2023/06/20   |      |          |
|                                  | UNITS | TH44 0-0.15M | TH45 0-0.15M | TH46 0-0.15M | QC Batch | TH47 0-0.15M | RDL  | QC Batch |
| <b>Metals</b>                    |       |              |              |              |          |              |      |          |
| Acid Extractable Aluminum (Al)   | mg/kg | 12000        | 16000        | 15000        | 8774011  | 29000        | 10   | 8766585  |
| Acid Extractable Antimony (Sb)   | mg/kg | <2.0         | <2.0         | <2.0         | 8774011  | <2.0         | 2.0  | 8766585  |
| Acid Extractable Arsenic (As)    | mg/kg | 6.0          | 5.5          | 8.7          | 8774011  | 4.1          | 2.0  | 8766585  |
| Acid Extractable Barium (Ba)     | mg/kg | 630          | 210          | 650          | 8774011  | 70           | 5.0  | 8766585  |
| Acid Extractable Beryllium (Be)  | mg/kg | <1.0         | <1.0         | 1.3          | 8774011  | <1.0         | 1.0  | 8766585  |
| Acid Extractable Bismuth (Bi)    | mg/kg | <2.0         | <2.0         | <2.0         | 8774011  | <2.0         | 2.0  | 8766585  |
| Acid Extractable Boron (B)       | mg/kg | <50          | <50          | <50          | 8774011  | <50          | 50   | 8766585  |
| Acid Extractable Cadmium (Cd)    | mg/kg | 3.0          | 1.2          | 25           | 8774011  | <0.30        | 0.30 | 8766585  |
| Acid Extractable Chromium (Cr)   | mg/kg | 16           | 16           | 16           | 8774011  | 12           | 2.0  | 8766585  |
| Acid Extractable Cobalt (Co)     | mg/kg | 9.9          | 8.7          | 6.9          | 8774011  | 13           | 1.0  | 8766585  |
| Acid Extractable Copper (Cu)     | mg/kg | 18           | 12           | 15           | 8774011  | 6.5          | 2.0  | 8766585  |
| Acid Extractable Iron (Fe)       | mg/kg | 23000        | 24000        | 36000        | 8774011  | 20000        | 50   | 8766585  |
| Acid Extractable Lead (Pb)       | mg/kg | 470          | 220          | 170          | 8774011  | 64           | 0.50 | 8766585  |
| Acid Extractable Lithium (Li)    | mg/kg | 20           | 21           | 17           | 8774011  | 22           | 2.0  | 8766585  |
| Acid Extractable Manganese (Mn)  | mg/kg | 2300         | 2200         | 4400         | 8774011  | 2900         | 2.0  | 8766585  |
| Acid Extractable Mercury (Hg)    | mg/kg | 0.14         | 0.17         | 0.17         | 8774011  | 0.39         | 0.10 | 8766585  |
| Acid Extractable Molybdenum (Mo) | mg/kg | <2.0         | <2.0         | 12           | 8774011  | <2.0         | 2.0  | 8766585  |
| Acid Extractable Nickel (Ni)     | mg/kg | 18           | 11           | 11           | 8774011  | 7.0          | 2.0  | 8766585  |
| Acid Extractable Rubidium (Rb)   | mg/kg | 10           | 14           | 15           | 8774011  | 16           | 2.0  | 8766585  |
| Acid Extractable Selenium (Se)   | mg/kg | <0.50        | 0.93         | 0.98         | 8774011  | 3.4          | 0.50 | 8766585  |
| Acid Extractable Silver (Ag)     | mg/kg | <0.50        | 0.72         | <0.50        | 8774011  | <0.50        | 0.50 | 8766585  |
| Acid Extractable Strontium (Sr)  | mg/kg | 710          | 91           | 120          | 8774011  | 44           | 5.0  | 8766585  |
| Acid Extractable Thallium (Tl)   | mg/kg | 0.26         | 0.26         | 0.32         | 8774011  | 0.23         | 0.10 | 8766585  |
| Acid Extractable Tin (Sn)        | mg/kg | <1.0         | <1.0         | <1.0         | 8774011  | <1.0         | 1.0  | 8766585  |
| Acid Extractable Uranium (U)     | mg/kg | 1.2          | 1.1          | 2.4          | 8774011  | 1.8          | 0.10 | 8766585  |
| Acid Extractable Vanadium (V)    | mg/kg | 27           | 40           | 73           | 8774011  | 25           | 2.0  | 8766585  |
| Acid Extractable Zinc (Zn)       | mg/kg | 420          | 400          | 350          | 8774011  | 78           | 5.0  | 8766585  |
| RDL = Reportable Detection Limit |       |              |              |              |          |              |      |          |
| QC Batch = Quality Control Batch |       |              |              |              |          |              |      |          |



BUREAU  
VERITAS

Bureau Veritas Job #: C312998  
Report Date: 2023/07/13

Dillon Consulting Limited  
Client Project #: 22-3723  
Site Location: LAKE ENON  
Sampler Initials: BT

### ELEMENTS BY ATOMIC SPECTROSCOPY (SOIL)

| Bureau Veritas ID  |       | WEJ900       | WEJ901       |          | WEJ902              | WEJ903              |      |          |
|--|-------|--------------|--------------|----------|---------------------|---------------------|------|----------|
| Sampling Date  |       | 2023/06/20   | 2023/06/20   |          | 2023/06/20<br>11:37 | 2023/06/20<br>10:37 |      |          |
|  | UNITS | TH48 0-0.15M | TH49 0-0.15M | QC Batch | TH50 0-0.15M        | TH51 0-0.15M        | RDL  | QC Batch |
| <b>Metals</b>  |       |              |              |          |                     |                     |      |          |
| Acid Extractable Aluminum (Al)                                       | mg/kg | 15000        | 12000        | 8773984  | 3900                | 9500                | 10   | 8774011  |
| Acid Extractable Antimony (Sb)                                       | mg/kg | <2.0         | <2.0         | 8773984  | <2.0                | <2.0                | 2.0  | 8774011  |
| Acid Extractable Arsenic (As)  | mg/kg | 5.0          | 5.0          | 8773984  | <2.0                | <2.0                | 2.0  | 8774011  |
| Acid Extractable Barium (Ba)   | mg/kg | 470          | 1500         | 8773984  | 75                  | 37                  | 5.0  | 8774011  |
| Acid Extractable Beryllium (Be)                                      | mg/kg | <1.0         | <1.0         | 8773984  | <1.0                | <1.0                | 1.0  | 8774011  |
| Acid Extractable Bismuth (Bi)  | mg/kg | <2.0         | <2.0         | 8773984  | <2.0                | <2.0                | 2.0  | 8774011  |
| Acid Extractable Boron (B)   | mg/kg | <50          | <50          | 8773984  | <50                 | <50                 | 50   | 8774011  |
| Acid Extractable Cadmium (Cd)  | mg/kg | 1.4          | 3.4          | 8773984  | <0.30               | <0.30               | 0.30 | 8774011  |
| Acid Extractable Chromium (Cr)                                       | mg/kg | 11           | 15           | 8773984  | 2.5                 | 5.1                 | 2.0  | 8774011  |
| Acid Extractable Cobalt (Co)   | mg/kg | 5.4          | 9.3          | 8773984  | 1.0                 | 1.3                 | 1.0  | 8774011  |
| Acid Extractable Copper (Cu)   | mg/kg | 7.9          | 28           | 8773984  | <2.0                | 2.5                 | 2.0  | 8774011  |
| Acid Extractable Iron (Fe)   | mg/kg | 26000        | 18000        | 8773984  | 6000                | 7400                | 50   | 8774011  |
| Acid Extractable Lead (Pb)   | mg/kg | 110          | 180          | 8773984  | 32                  | 18                  | 0.50 | 8774011  |
| Acid Extractable Lithium (Li)  | mg/kg | 17           | 24           | 8773984  | <2.0                | 5.5                 | 2.0  | 8774011  |
| Acid Extractable Manganese (Mn)                                      | mg/kg | 2900         | 2700         | 8773984  | 260                 | 91                  | 2.0  | 8774011  |
| Acid Extractable Mercury (Hg)  | mg/kg | 0.20         | 0.12         | 8773984  | 0.13                | 0.16                | 0.10 | 8774011  |
| Acid Extractable Molybdenum (Mo)                                     | mg/kg | 2.7          | 2.8          | 8773984  | <2.0                | <2.0                | 2.0  | 8774011  |
| Acid Extractable Nickel (Ni)   | mg/kg | 7.2          | 20           | 8773984  | <2.0                | 3.4                 | 2.0  | 8774011  |
| Acid Extractable Rubidium (Rb)                                       | mg/kg | 23           | 13           | 8773984  | 15                  | 12                  | 2.0  | 8774011  |
| Acid Extractable Selenium (Se)                                       | mg/kg | 0.80         | 3.5          | 8773984  | <0.50               | <0.50               | 0.50 | 8774011  |
| Acid Extractable Silver (Ag)   | mg/kg | <0.50        | 1.2          | 8773984  | <0.50               | <0.50               | 0.50 | 8774011  |
| Acid Extractable Strontium (Sr)                                      | mg/kg | 230          | 4100         | 8773984  | 36                  | 19                  | 5.0  | 8774011  |
| Acid Extractable Thallium (Tl)                                       | mg/kg | 0.22         | 0.28         | 8773984  | <0.10               | 0.11                | 0.10 | 8774011  |
| Acid Extractable Tin (Sn)  | mg/kg | <1.0         | <1.0         | 8773984  | <1.0                | <1.0                | 1.0  | 8774011  |
| Acid Extractable Uranium (U)   | mg/kg | 1.2          | 6.3          | 8773984  | 0.48                | 0.38                | 0.10 | 8774011  |
| Acid Extractable Vanadium (V)  | mg/kg | 35           | 23           | 8773984  | 10                  | 18                  | 2.0  | 8774011  |
| Acid Extractable Zinc (Zn)   | mg/kg | 220          | 1200         | 8773984  | 21                  | 26                  | 5.0  | 8774011  |
| RDL = Reportable Detection Limit<br>QC Batch = Quality Control Batch |       |              |              |          |                     |                     |      |          |



BUREAU  
VERITAS

Bureau Veritas Job #: C312998  
Report Date: 2023/07/13

Dillon Consulting Limited  
Client Project #: 22-3723  
Site Location: LAKE ENON  
Sampler Initials: BT

### ELEMENTS BY ATOMIC SPECTROSCOPY (SOIL)

| Bureau Veritas ID                |       | WEJ904       | WEJ905       | WEJ906       | WEJ907       |          | WEJ908              |      |          |
|----------------------------------|-------|--------------|--------------|--------------|--------------|----------|---------------------|------|----------|
| Sampling Date                    |       | 2023/06/20   | 2023/06/20   | 2023/06/20   | 2023/06/20   |          | 2023/06/21<br>09:18 |      |          |
|                                  | UNITS | TH52 0-0.15M | TH53 0-0.15M | TH54 0-0.15M | TH55 0-0.15M | QC Batch | TH56 0-0.15M        | RDL  | QC Batch |
| <b>Metals</b>                    |       |              |              |              |              |          |                     |      |          |
| Acid Extractable Aluminum (Al)   | mg/kg | 17000        | 20000        | 11000        | 13000        | 8773984  | 3900                | 10   | 8774011  |
| Acid Extractable Antimony (Sb)   | mg/kg | <2.0         | <2.0         | <2.0         | <2.0         | 8773984  | <2.0                | 2.0  | 8774011  |
| Acid Extractable Arsenic (As)    | mg/kg | 6.0          | 5.1          | 6.7          | 4.5          | 8773984  | <2.0                | 2.0  | 8774011  |
| Acid Extractable Barium (Ba)     | mg/kg | 350          | 520          | 110          | 120          | 8773984  | 150                 | 5.0  | 8774011  |
| Acid Extractable Beryllium (Be)  | mg/kg | 1.5          | 1.4          | <1.0         | <1.0         | 8773984  | <1.0                | 1.0  | 8774011  |
| Acid Extractable Bismuth (Bi)    | mg/kg | <2.0         | <2.0         | <2.0         | <2.0         | 8773984  | <2.0                | 2.0  | 8774011  |
| Acid Extractable Boron (B)       | mg/kg | <50          | <50          | <50          | <50          | 8773984  | <50                 | 50   | 8774011  |
| Acid Extractable Cadmium (Cd)    | mg/kg | 2.5          | 1.9          | 0.89         | 0.35         | 8773984  | 0.40                | 0.30 | 8774011  |
| Acid Extractable Chromium (Cr)   | mg/kg | 16           | 17           | 14           | 13           | 8773984  | 2.7                 | 2.0  | 8774011  |
| Acid Extractable Cobalt (Co)     | mg/kg | 7.0          | 10           | 11           | 7.8          | 8773984  | 1.3                 | 1.0  | 8774011  |
| Acid Extractable Copper (Cu)     | mg/kg | 13           | 13           | 6.6          | 5.1          | 8773984  | 3.0                 | 2.0  | 8774011  |
| Acid Extractable Iron (Fe)       | mg/kg | 24000        | 28000        | 21000        | 18000        | 8773984  | 5600                | 50   | 8774011  |
| Acid Extractable Lead (Pb)       | mg/kg | 110          | 170          | 200          | 120          | 8773984  | 83                  | 0.50 | 8774011  |
| Acid Extractable Lithium (Li)    | mg/kg | 22           | 24           | 18           | 18           | 8773984  | 5.0                 | 2.0  | 8774011  |
| Acid Extractable Manganese (Mn)  | mg/kg | 2100         | 5200         | 1900         | 1300         | 8773984  | 260                 | 2.0  | 8774011  |
| Acid Extractable Mercury (Hg)    | mg/kg | 0.17         | 0.19         | 0.12         | 0.13         | 8773984  | 0.13                | 0.10 | 8774011  |
| Acid Extractable Molybdenum (Mo) | mg/kg | <2.0         | 2.3          | 2.1          | <2.0         | 8773984  | <2.0                | 2.0  | 8774011  |
| Acid Extractable Nickel (Ni)     | mg/kg | 11           | 10           | 9.0          | 7.3          | 8773984  | 2.2                 | 2.0  | 8774011  |
| Acid Extractable Rubidium (Rb)   | mg/kg | 16           | 25           | 14           | 15           | 8773984  | 3.9                 | 2.0  | 8774011  |
| Acid Extractable Selenium (Se)   | mg/kg | 1.3          | 1.9          | 0.93         | 0.91         | 8773984  | <0.50               | 0.50 | 8774011  |
| Acid Extractable Silver (Ag)     | mg/kg | <0.50        | 0.62         | <0.50        | <0.50        | 8773984  | <0.50               | 0.50 | 8774011  |
| Acid Extractable Strontium (Sr)  | mg/kg | 26           | 67           | 130          | 72           | 8773984  | 230                 | 5.0  | 8774011  |
| Acid Extractable Thallium (Tl)   | mg/kg | 0.24         | 0.37         | 0.25         | 0.23         | 8773984  | <0.10               | 0.10 | 8774011  |
| Acid Extractable Tin (Sn)        | mg/kg | <1.0         | 1.1          | <1.0         | <1.0         | 8773984  | <1.0                | 1.0  | 8774011  |
| Acid Extractable Uranium (U)     | mg/kg | 1.9          | 1.8          | 1.1          | 0.83         | 8773984  | 0.30                | 0.10 | 8774011  |
| Acid Extractable Vanadium (V)    | mg/kg | 35           | 43           | 27           | 29           | 8773984  | 9.2                 | 2.0  | 8774011  |
| Acid Extractable Zinc (Zn)       | mg/kg | 320          | 290          | 200          | 120          | 8773984  | 78                  | 5.0  | 8774011  |
| RDL = Reportable Detection Limit |       |              |              |              |              |          |                     |      |          |
| QC Batch = Quality Control Batch |       |              |              |              |              |          |                     |      |          |



BUREAU  
VERITAS

Bureau Veritas Job #: C312998  
Report Date: 2023/07/13

Dillon Consulting Limited  
Client Project #: 22-3723  
Site Location: LAKE ENON  
Sampler Initials: BT

### ELEMENTS BY ATOMIC SPECTROSCOPY (SOIL)

| Bureau Veritas ID  |       | WEJ909              | WEJ910       |      |          | WEJ911              |      |          |
|--|-------|---------------------|--------------|------|----------|---------------------|------|----------|
| Sampling Date  |       | 2023/06/21<br>10:20 | 2023/06/21   |      |          | 2023/06/20<br>08:45 |      |          |
|  | UNITS | TH57 0-0.15M        | TH58 0-0.15M | RDL  | QC Batch | TH59 0-0.15M        | RDL  | QC Batch |
| <b>Metals</b>  |       |                     |              |      |          |                     |      |          |
| Acid Extractable Aluminum (Al)                                       | mg/kg | 16000               | 12000        | 10   | 8774011  | 8100                | 10   | 8773984  |
| Acid Extractable Antimony (Sb)                                       | mg/kg | <2.0                | <2.0         | 2.0  | 8774011  | <2.0                | 2.0  | 8773984  |
| Acid Extractable Arsenic (As)  | mg/kg | 8.3                 | 6.4          | 2.0  | 8774011  | 3.0                 | 2.0  | 8773984  |
| Acid Extractable Barium (Ba)   | mg/kg | 360                 | 100          | 5.0  | 8774011  | 600                 | 5.0  | 8773984  |
| Acid Extractable Beryllium (Be)                                      | mg/kg | <1.0                | <1.0         | 1.0  | 8774011  | <1.0                | 1.0  | 8773984  |
| Acid Extractable Bismuth (Bi)  | mg/kg | <2.0                | <2.0         | 2.0  | 8774011  | <2.0                | 2.0  | 8773984  |
| Acid Extractable Boron (B)   | mg/kg | <50                 | <50          | 50   | 8774011  | <50                 | 50   | 8773984  |
| Acid Extractable Cadmium (Cd)  | mg/kg | 1.6                 | 0.34         | 0.30 | 8774011  | 1.5                 | 0.30 | 8773984  |
| Acid Extractable Chromium (Cr)                                       | mg/kg | 17                  | 15           | 2.0  | 8774011  | 13                  | 2.0  | 8773984  |
| Acid Extractable Cobalt (Co)   | mg/kg | 11                  | 11           | 1.0  | 8774011  | 6.2                 | 1.0  | 8773984  |
| Acid Extractable Copper (Cu)   | mg/kg | 9.5                 | 5.9          | 2.0  | 8774011  | 27                  | 2.0  | 8773984  |
| Acid Extractable Iron (Fe)   | mg/kg | 28000               | 21000        | 50   | 8774011  | 16000               | 50   | 8773984  |
| Acid Extractable Lead (Pb)   | mg/kg | 260                 | 160          | 0.50 | 8774011  | 690                 | 0.50 | 8773984  |
| Acid Extractable Lithium (Li)  | mg/kg | 33                  | 15           | 2.0  | 8774011  | 14                  | 2.0  | 8773984  |
| Acid Extractable Manganese (Mn)                                      | mg/kg | 8900                | 3100         | 2.0  | 8774011  | 1600                | 2.0  | 8773984  |
| Acid Extractable Mercury (Hg)  | mg/kg | 0.16                | 0.11         | 0.10 | 8774011  | <0.10               | 0.10 | 8773984  |
| Acid Extractable Molybdenum (Mo)                                     | mg/kg | 3.4                 | <2.0         | 2.0  | 8774011  | <2.0                | 2.0  | 8773984  |
| Acid Extractable Nickel (Ni)   | mg/kg | 12                  | 8.1          | 2.0  | 8774011  | 11                  | 2.0  | 8773984  |
| Acid Extractable Rubidium (Rb)                                       | mg/kg | 21                  | 16           | 2.0  | 8774011  | 5.1                 | 2.0  | 8773984  |
| Acid Extractable Selenium (Se)                                       | mg/kg | 1.9                 | 0.77         | 0.50 | 8774011  | <0.50               | 0.50 | 8773984  |
| Acid Extractable Silver (Ag)   | mg/kg | <0.50               | <0.50        | 0.50 | 8774011  | 0.57                | 0.50 | 8773984  |
| Acid Extractable Strontium (Sr)                                      | mg/kg | 2600                | 20           | 5.0  | 8774011  | 14000               | 50   | 8773984  |
| Acid Extractable Thallium (Tl)                                       | mg/kg | 0.37                | 0.25         | 0.10 | 8774011  | 0.14                | 0.10 | 8773984  |
| Acid Extractable Tin (Sn)  | mg/kg | 1.2                 | 1.0          | 1.0  | 8774011  | <1.0                | 1.0  | 8773984  |
| Acid Extractable Uranium (U)   | mg/kg | 8.9                 | 0.92         | 0.10 | 8774011  | 1.4                 | 0.10 | 8773984  |
| Acid Extractable Vanadium (V)  | mg/kg | 33                  | 30           | 2.0  | 8774011  | 23                  | 2.0  | 8773984  |
| Acid Extractable Zinc (Zn)   | mg/kg | 620                 | 120          | 5.0  | 8774011  | 360                 | 5.0  | 8773984  |
| RDL = Reportable Detection Limit<br>QC Batch = Quality Control Batch |       |                     |              |      |          |                     |      |          |



BUREAU  
VERITAS

Bureau Veritas Job #: C312998  
Report Date: 2023/07/13

Dillon Consulting Limited  
Client Project #: 22-3723  
Site Location: LAKE ENON  
Sampler Initials: BT

### ELEMENTS BY ATOMIC SPECTROSCOPY (SOIL)

| Bureau Veritas ID  |       | WEJ912              |          | WEJ913              | WEJ914              |          | WEJ915              |      |          |
|--|-------|---------------------|----------|---------------------|---------------------|----------|---------------------|------|----------|
| Sampling Date  |       | 2023/06/20<br>09:25 |          | 2023/06/20<br>10:00 | 2023/06/20<br>13:43 |          | 2023/06/20<br>14:17 |      |          |
|  | UNITS | TH60 0-0.15M        | QC Batch | TH61 0-0.15M        | TH62 0-0.15M        | QC Batch | TH63 0-0.15M        | RDL  | QC Batch |
| <b>Metals</b>  |       |                     |          |                     |                     |          |                     |      |          |
| Acid Extractable Aluminum (Al)                                       | mg/kg | 18000               | 8774011  | 24000               | 16000               | 8773984  | 3700                | 10   | 8774011  |
| Acid Extractable Antimony (Sb)                                       | mg/kg | <2.0                | 8774011  | <2.0                | <2.0                | 8773984  | <2.0                | 2.0  | 8774011  |
| Acid Extractable Arsenic (As)  | mg/kg | 7.0                 | 8774011  | 3.5                 | 6.0                 | 8773984  | <2.0                | 2.0  | 8774011  |
| Acid Extractable Barium (Ba)   | mg/kg | 670                 | 8774011  | 450                 | 680                 | 8773984  | 160                 | 5.0  | 8774011  |
| Acid Extractable Beryllium (Be)                                      | mg/kg | 1.1                 | 8774011  | <1.0                | <1.0                | 8773984  | <1.0                | 1.0  | 8774011  |
| Acid Extractable Bismuth (Bi)  | mg/kg | <2.0                | 8774011  | <2.0                | <2.0                | 8773984  | <2.0                | 2.0  | 8774011  |
| Acid Extractable Boron (B)   | mg/kg | <50                 | 8774011  | <50                 | <50                 | 8773984  | <50                 | 50   | 8774011  |
| Acid Extractable Cadmium (Cd)  | mg/kg | 5.9                 | 8774011  | 0.36                | 1.4                 | 8773984  | 0.33                | 0.30 | 8774011  |
| Acid Extractable Chromium (Cr)                                       | mg/kg | 19                  | 8774011  | 18                  | 17                  | 8773984  | 5.1                 | 2.0  | 8774011  |
| Acid Extractable Cobalt (Co)   | mg/kg | 12                  | 8774011  | 4.5                 | 9.3                 | 8773984  | <1.0                | 1.0  | 8774011  |
| Acid Extractable Copper (Cu)   | mg/kg | 15                  | 8774011  | 5.9                 | 13                  | 8773984  | <2.0                | 2.0  | 8774011  |
| Acid Extractable Iron (Fe)   | mg/kg | 29000               | 8774011  | 22000               | 25000               | 8773984  | 15000               | 50   | 8774011  |
| Acid Extractable Lead (Pb)   | mg/kg | 360                 | 8774011  | 93                  | 120                 | 8773984  | 59                  | 0.50 | 8774011  |
| Acid Extractable Lithium (Li)  | mg/kg | 23                  | 8774011  | 35                  | 21                  | 8773984  | 2.4                 | 2.0  | 8774011  |
| Acid Extractable Manganese (Mn)                                      | mg/kg | 8700                | 8774011  | 690                 | 2600                | 8773984  | 49                  | 2.0  | 8774011  |
| Acid Extractable Mercury (Hg)  | mg/kg | 0.17                | 8774011  | 0.29                | 0.11                | 8773984  | <0.10               | 0.10 | 8774011  |
| Acid Extractable Molybdenum (Mo)                                     | mg/kg | <2.0                | 8774011  | 2.6                 | <2.0                | 8773984  | <2.0                | 2.0  | 8774011  |
| Acid Extractable Nickel (Ni)   | mg/kg | 15                  | 8774011  | 8.7                 | 11                  | 8773984  | <2.0                | 2.0  | 8774011  |
| Acid Extractable Rubidium (Rb)                                       | mg/kg | 20                  | 8774011  | 28                  | 18                  | 8773984  | 7.3                 | 2.0  | 8774011  |
| Acid Extractable Selenium (Se)                                       | mg/kg | 1.5                 | 8774011  | 1.2                 | 0.84                | 8773984  | <0.50               | 0.50 | 8774011  |
| Acid Extractable Silver (Ag)   | mg/kg | 0.84                | 8774011  | 0.53                | <0.50               | 8773984  | <0.50               | 0.50 | 8774011  |
| Acid Extractable Strontium (Sr)                                      | mg/kg | 480                 | 8774011  | 66                  | 43                  | 8773984  | 52                  | 5.0  | 8774011  |
| Acid Extractable Thallium (Tl)                                       | mg/kg | 0.41                | 8774011  | 0.38                | 0.26                | 8773984  | <0.10               | 0.10 | 8774011  |
| Acid Extractable Tin (Sn)  | mg/kg | 1.1                 | 8774011  | 1.6                 | 1.0                 | 8773984  | <1.0                | 1.0  | 8774011  |
| Acid Extractable Uranium (U)   | mg/kg | 2.0                 | 8774011  | 1.6                 | 1.3                 | 8773984  | 0.46                | 0.10 | 8774011  |
| Acid Extractable Vanadium (V)  | mg/kg | 40                  | 8774011  | 40                  | 37                  | 8773984  | 26                  | 2.0  | 8774011  |
| Acid Extractable Zinc (Zn)   | mg/kg | 570                 | 8774011  | 250                 | 260                 | 8773984  | 23                  | 5.0  | 8774011  |
| RDL = Reportable Detection Limit<br>QC Batch = Quality Control Batch |       |                     |          |                     |                     |          |                     |      |          |



BUREAU  
VERITAS

Bureau Veritas Job #: C312998  
Report Date: 2023/07/13

Dillon Consulting Limited  
Client Project #: 22-3723  
Site Location: LAKE ENON  
Sampler Initials: BT

### ELEMENTS BY ATOMIC SPECTROSCOPY (SOIL)

| Bureau Veritas ID  |       | WEJ916              |          | WEJ917       |          | WEJ918              |      |          |
|--|-------|---------------------|----------|--------------|----------|---------------------|------|----------|
| Sampling Date  |       | 2023/06/20<br>14:53 |          | 2023/06/21   |          | 2023/06/21<br>11:17 |      |          |
|  | UNITS | TH64 0-0.15M        | QC Batch | TH65 0-0.15M | QC Batch | TH66 0-0.15M        | RDL  | QC Batch |
| <b>Metals</b>  |       |                     |          |              |          |                     |      |          |
| Acid Extractable Aluminum (Al)                                       | mg/kg | 13000               | 8778028  | 12000        | 8773984  | 13000               | 10   | 8759963  |
| Acid Extractable Antimony (Sb)                                       | mg/kg | <2.0                | 8778028  | <2.0         | 8773984  | <2.0                | 2.0  | 8759963  |
| Acid Extractable Arsenic (As)  | mg/kg | 4.5                 | 8778028  | 5.8          | 8773984  | 6.8                 | 2.0  | 8759963  |
| Acid Extractable Barium (Ba)   | mg/kg | 210                 | 8778028  | 54           | 8773984  | 73                  | 5.0  | 8759963  |
| Acid Extractable Beryllium (Be)                                      | mg/kg | <1.0                | 8778028  | <1.0         | 8773984  | <1.0                | 1.0  | 8759963  |
| Acid Extractable Bismuth (Bi)  | mg/kg | <2.0                | 8778028  | <2.0         | 8773984  | <2.0                | 2.0  | 8759963  |
| Acid Extractable Boron (B)   | mg/kg | <50                 | 8778028  | <50          | 8773984  | <50                 | 50   | 8759963  |
| Acid Extractable Cadmium (Cd)  | mg/kg | 0.59                | 8778028  | <0.30        | 8773984  | <0.30               | 0.30 | 8759963  |
| Acid Extractable Chromium (Cr)                                       | mg/kg | 14                  | 8778028  | 14           | 8773984  | 16                  | 2.0  | 8759963  |
| Acid Extractable Cobalt (Co)   | mg/kg | 8.1                 | 8778028  | 11           | 8773984  | 17                  | 1.0  | 8759963  |
| Acid Extractable Copper (Cu)   | mg/kg | 9.1                 | 8778028  | 5.0          | 8773984  | 6.1                 | 2.0  | 8759963  |
| Acid Extractable Iron (Fe)   | mg/kg | 21000               | 8778028  | 22000        | 8773984  | 23000               | 50   | 8759963  |
| Acid Extractable Lead (Pb)   | mg/kg | 240                 | 8778028  | 110          | 8773984  | 140                 | 0.50 | 8759963  |
| Acid Extractable Lithium (Li)  | mg/kg | 16                  | 8778028  | 15           | 8773984  | 12                  | 2.0  | 8759963  |
| Acid Extractable Manganese (Mn)                                      | mg/kg | 1600                | 8778028  | 1700         | 8773984  | 2300                | 2.0  | 8759963  |
| Acid Extractable Mercury (Hg)  | mg/kg | 0.10                | 8778028  | 0.10         | 8773984  | 0.15                | 0.10 | 8759963  |
| Acid Extractable Molybdenum (Mo)                                     | mg/kg | <2.0                | 8778028  | <2.0         | 8773984  | <2.0                | 2.0  | 8759963  |
| Acid Extractable Nickel (Ni)   | mg/kg | 6.9                 | 8778028  | 6.9          | 8773984  | 7.3                 | 2.0  | 8759963  |
| Acid Extractable Rubidium (Rb)                                       | mg/kg | 11                  | 8778028  | 13           | 8773984  | 18                  | 2.0  | 8759963  |
| Acid Extractable Selenium (Se)                                       | mg/kg | 0.56                | 8778028  | 0.76         | 8773984  | 0.84                | 0.50 | 8759963  |
| Acid Extractable Silver (Ag)   | mg/kg | 0.62                | 8778028  | <0.50        | 8773984  | <0.50               | 0.50 | 8759963  |
| Acid Extractable Strontium (Sr)                                      | mg/kg | 140                 | 8778028  | 9.9          | 8773984  | 13                  | 5.0  | 8759963  |
| Acid Extractable Thallium (Tl)                                       | mg/kg | 0.19                | 8778028  | 0.22         | 8773984  | 0.26                | 0.10 | 8759963  |
| Acid Extractable Tin (Sn)  | mg/kg | <1.0                | 8778028  | <1.0         | 8773984  | 1.1                 | 1.0  | 8759963  |
| Acid Extractable Uranium (U)   | mg/kg | 0.75                | 8778028  | 0.83         | 8773984  | 0.80                | 0.10 | 8759963  |
| Acid Extractable Vanadium (V)  | mg/kg | 38                  | 8778028  | 28           | 8773984  | 34                  | 2.0  | 8759963  |
| Acid Extractable Zinc (Zn)   | mg/kg | 240                 | 8778028  | 89           | 8773984  | 83                  | 5.0  | 8759963  |
| RDL = Reportable Detection Limit<br>QC Batch = Quality Control Batch |       |                     |          |              |          |                     |      |          |



BUREAU  
VERITAS

Bureau Veritas Job #: C312998  
Report Date: 2023/07/13

Dillon Consulting Limited  
Client Project #: 22-3723  
Site Location: LAKE ENON  
Sampler Initials: BT

### ELEMENTS BY ATOMIC SPECTROSCOPY (SOIL)

| Bureau Veritas ID  |       | WEJ919              |          | WEJ920              |          | WEJ921              | WEJ929       |      |          |
|--|-------|---------------------|----------|---------------------|----------|---------------------|--------------|------|----------|
| Sampling Date  |       | 2023/06/21<br>13:23 |          | 2023/06/21<br>13:38 |          | 2023/06/21<br>14:20 | 2023/06/21   |      |          |
|  | UNITS | TH67 0-0.15M        | QC Batch | TH68 0-0.15M        | QC Batch | TH69 0-0.15M        | TH70 0-0.15M | RDL  | QC Batch |
| <b>Metals</b>  |       |                     |          |                     |          |                     |              |      |          |
| Acid Extractable Aluminum (Al)                                       | mg/kg | 20000               | 8774011  | 26000               | 8778028  | 15000               | 11000        | 10   | 8773984  |
| Acid Extractable Antimony (Sb)                                       | mg/kg | <2.0                | 8774011  | <2.0                | 8778028  | <2.0                | <2.0         | 2.0  | 8773984  |
| Acid Extractable Arsenic (As)  | mg/kg | 8.6                 | 8774011  | 8.1                 | 8778028  | 4.1                 | 5.3          | 2.0  | 8773984  |
| Acid Extractable Barium (Ba)   | mg/kg | 87                  | 8774011  | 94                  | 8778028  | 170                 | 84           | 5.0  | 8773984  |
| Acid Extractable Beryllium (Be)                                      | mg/kg | <1.0                | 8774011  | <1.0                | 8778028  | <1.0                | <1.0         | 1.0  | 8773984  |
| Acid Extractable Bismuth (Bi)  | mg/kg | <2.0                | 8774011  | <2.0                | 8778028  | <2.0                | <2.0         | 2.0  | 8773984  |
| Acid Extractable Boron (B)   | mg/kg | <50                 | 8774011  | <50                 | 8778028  | <50                 | <50          | 50   | 8773984  |
| Acid Extractable Cadmium (Cd)  | mg/kg | <0.30               | 8774011  | <0.30               | 8778028  | 0.46                | 0.33         | 0.30 | 8773984  |
| Acid Extractable Chromium (Cr)                                       | mg/kg | 22                  | 8774011  | 24                  | 8778028  | 14                  | 12           | 2.0  | 8773984  |
| Acid Extractable Cobalt (Co)   | mg/kg | 13                  | 8774011  | 39                  | 8778028  | 7.5                 | 4.8          | 1.0  | 8773984  |
| Acid Extractable Copper (Cu)   | mg/kg | 7.1                 | 8774011  | 6.5                 | 8778028  | 5.3                 | 5.0          | 2.0  | 8773984  |
| Acid Extractable Iron (Fe)   | mg/kg | 34000               | 8774011  | 34000               | 8778028  | 18000               | 17000        | 50   | 8773984  |
| Acid Extractable Lead (Pb)   | mg/kg | 140                 | 8774011  | 290                 | 8778028  | 170                 | 96           | 0.50 | 8773984  |
| Acid Extractable Lithium (Li)  | mg/kg | 26                  | 8774011  | 28                  | 8778028  | 23                  | 13           | 2.0  | 8773984  |
| Acid Extractable Manganese (Mn)                                      | mg/kg | 2300                | 8774011  | 4200                | 8778028  | 2000                | 680          | 2.0  | 8773984  |
| Acid Extractable Mercury (Hg)  | mg/kg | 0.14                | 8774011  | 0.14                | 8778028  | 0.14                | 0.11         | 0.10 | 8773984  |
| Acid Extractable Molybdenum (Mo)                                     | mg/kg | <2.0                | 8774011  | <2.0                | 8778028  | <2.0                | <2.0         | 2.0  | 8773984  |
| Acid Extractable Nickel (Ni)   | mg/kg | 11                  | 8774011  | 9.3                 | 8778028  | 8.8                 | 5.7          | 2.0  | 8773984  |
| Acid Extractable Rubidium (Rb)                                       | mg/kg | 28                  | 8774011  | 28                  | 8778028  | 13                  | 12           | 2.0  | 8773984  |
| Acid Extractable Selenium (Se)                                       | mg/kg | 1.0                 | 8774011  | 1.2                 | 8778028  | 0.73                | 0.51         | 0.50 | 8773984  |
| Acid Extractable Silver (Ag)   | mg/kg | <0.50               | 8774011  | <0.50               | 8778028  | <0.50               | <0.50        | 0.50 | 8773984  |
| Acid Extractable Strontium (Sr)                                      | mg/kg | 14                  | 8774011  | 30                  | 8778028  | 41                  | 12           | 5.0  | 8773984  |
| Acid Extractable Thallium (Tl)                                       | mg/kg | 0.37                | 8774011  | 0.41                | 8778028  | 0.22                | 0.17         | 0.10 | 8773984  |
| Acid Extractable Tin (Sn)  | mg/kg | 1.2                 | 8774011  | 1.3                 | 8778028  | <1.0                | 1.1          | 1.0  | 8773984  |
| Acid Extractable Uranium (U)   | mg/kg | 1.0                 | 8774011  | 0.85                | 8778028  | 0.71                | 0.65         | 0.10 | 8773984  |
| Acid Extractable Vanadium (V)  | mg/kg | 43                  | 8774011  | 52                  | 8778028  | 30                  | 30           | 2.0  | 8773984  |
| Acid Extractable Zinc (Zn)   | mg/kg | 120                 | 8774011  | 110                 | 8778028  | 130                 | 94           | 5.0  | 8773984  |
| RDL = Reportable Detection Limit<br>QC Batch = Quality Control Batch |       |                     |          |                     |          |                     |              |      |          |



BUREAU  
VERITAS

Bureau Veritas Job #: C312998  
Report Date: 2023/07/13

Dillon Consulting Limited  
Client Project #: 22-3723  
Site Location: LAKE ENON  
Sampler Initials: BT

### ELEMENTS BY ATOMIC SPECTROSCOPY (SOIL)

| Bureau Veritas ID  |       | WEJ930       | WEJ931              | WEJ932       |          | WEJ933     | WEJ934     |      |          |
|--|-------|--------------|---------------------|--------------|----------|------------|------------|------|----------|
| Sampling Date  |       | 2023/06/21   | 2023/06/21<br>15:30 | 2023/06/21   |          | 2023/06/20 | 2023/06/20 |      |          |
|  | UNITS | TH71 0-0.15M | TH72 0-0.15M        | TH73 0-0.15M | QC Batch | DUP 23-A   | DUP 23-B   | RDL  | QC Batch |
| <b>Metals</b>  |       |              |                     |              |          |            |            |      |          |
| Acid Extractable Aluminum (Al)                                       | mg/kg | 14000        | 7700                | 6600         | 8773984  | 17000      | 31000      | 10   | 8778028  |
| Acid Extractable Antimony (Sb)                                       | mg/kg | <2.0         | <2.0                | <2.0         | 8773984  | <2.0       | <2.0       | 2.0  | 8778028  |
| Acid Extractable Arsenic (As)  | mg/kg | 6.7          | 5.2                 | 5.5          | 8773984  | 5.3        | 3.9        | 2.0  | 8778028  |
| Acid Extractable Barium (Ba)   | mg/kg | 310          | 16                  | 24           | 8773984  | 230        | 59         | 5.0  | 8778028  |
| Acid Extractable Beryllium (Be)                                      | mg/kg | <1.0         | <1.0                | <1.0         | 8773984  | <1.0       | <1.0       | 1.0  | 8778028  |
| Acid Extractable Bismuth (Bi)  | mg/kg | <2.0         | <2.0                | <2.0         | 8773984  | <2.0       | <2.0       | 2.0  | 8778028  |
| Acid Extractable Boron (B)   | mg/kg | <50          | <50                 | <50          | 8773984  | <50        | <50        | 50   | 8778028  |
| Acid Extractable Cadmium (Cd)  | mg/kg | 1.2          | <0.30               | <0.30        | 8773984  | 1.3        | <0.30      | 0.30 | 8778028  |
| Acid Extractable Chromium (Cr)                                       | mg/kg | 21           | 6.7                 | 5.1          | 8773984  | 15         | 13         | 2.0  | 8778028  |
| Acid Extractable Cobalt (Co)   | mg/kg | 12           | <1.0                | <1.0         | 8773984  | 8.4        | 13         | 1.0  | 8778028  |
| Acid Extractable Copper (Cu)   | mg/kg | 19           | <2.0                | <2.0         | 8773984  | 12         | 6.0        | 2.0  | 8778028  |
| Acid Extractable Iron (Fe)   | mg/kg | 26000        | 7600                | 11000        | 8773984  | 23000      | 22000      | 50   | 8778028  |
| Acid Extractable Lead (Pb)   | mg/kg | 190          | 19                  | 16           | 8773984  | 220        | 53         | 0.50 | 8778028  |
| Acid Extractable Lithium (Li)  | mg/kg | 30           | 4.0                 | 2.2          | 8773984  | 20         | 24         | 2.0  | 8778028  |
| Acid Extractable Manganese (Mn)                                      | mg/kg | 1200         | 19                  | 24           | 8773984  | 2100       | 2900       | 2.0  | 8778028  |
| Acid Extractable Mercury (Hg)  | mg/kg | <0.10        | <0.10               | <0.10        | 8773984  | 0.10       | 0.34       | 0.10 | 8778028  |
| Acid Extractable Molybdenum (Mo)                                     | mg/kg | <2.0         | <2.0                | <2.0         | 8773984  | <2.0       | <2.0       | 2.0  | 8778028  |
| Acid Extractable Nickel (Ni)   | mg/kg | 26           | 2.1                 | <2.0         | 8773984  | 10         | 7.1        | 2.0  | 8778028  |
| Acid Extractable Rubidium (Rb)                                       | mg/kg | 14           | 12                  | 7.9          | 8773984  | 15         | 18         | 2.0  | 8778028  |
| Acid Extractable Selenium (Se)                                       | mg/kg | <0.50        | <0.50               | <0.50        | 8773984  | 0.82       | 3.3        | 0.50 | 8778028  |
| Acid Extractable Silver (Ag)   | mg/kg | <0.50        | <0.50               | <0.50        | 8773984  | 0.72       | <0.50      | 0.50 | 8778028  |
| Acid Extractable Strontium (Sr)                                      | mg/kg | 34           | <5.0                | 5.8          | 8773984  | 120        | 29         | 5.0  | 8778028  |
| Acid Extractable Thallium (Tl)                                       | mg/kg | 0.29         | 0.14                | 0.11         | 8773984  | 0.27       | 0.25       | 0.10 | 8778028  |
| Acid Extractable Tin (Sn)  | mg/kg | <1.0         | <1.0                | <1.0         | 8773984  | <1.0       | <1.0       | 1.0  | 8778028  |
| Acid Extractable Uranium (U)   | mg/kg | 0.91         | 0.30                | 0.24         | 8773984  | 1.0        | 1.9        | 0.10 | 8778028  |
| Acid Extractable Vanadium (V)  | mg/kg | 27           | 23                  | 26           | 8773984  | 38         | 27         | 2.0  | 8778028  |
| Acid Extractable Zinc (Zn)   | mg/kg | 230          | 8.0                 | 6.6          | 8773984  | 390        | 79         | 5.0  | 8778028  |
| RDL = Reportable Detection Limit<br>QC Batch = Quality Control Batch |       |              |                     |              |          |            |            |      |          |



BUREAU  
VERITAS

Bureau Veritas Job #: C312998  
Report Date: 2023/07/13

Dillon Consulting Limited  
Client Project #: 22-3723  
Site Location: LAKE ENON  
Sampler Initials: BT

### ELEMENTS BY ATOMIC SPECTROSCOPY (SOIL)

| Bureau Veritas ID                |       | WEJ935     |      |          |
|----------------------------------|-------|------------|------|----------|
| Sampling Date                    |       | 2023/06/20 |      |          |
|                                  | UNITS | DUP 23-C   | RDL  | QC Batch |
| <b>Metals</b>                    |       |            |      |          |
| Acid Extractable Aluminum (Al)   | mg/kg | 13000      | 10   | 8778028  |
| Acid Extractable Antimony (Sb)   | mg/kg | <2.0       | 2.0  | 8778028  |
| Acid Extractable Arsenic (As)    | mg/kg | 4.4        | 2.0  | 8778028  |
| Acid Extractable Barium (Ba)     | mg/kg | 110        | 5.0  | 8778028  |
| Acid Extractable Beryllium (Be)  | mg/kg | <1.0       | 1.0  | 8778028  |
| Acid Extractable Bismuth (Bi)    | mg/kg | <2.0       | 2.0  | 8778028  |
| Acid Extractable Boron (B)       | mg/kg | <50        | 50   | 8778028  |
| Acid Extractable Cadmium (Cd)    | mg/kg | 0.37       | 0.30 | 8778028  |
| Acid Extractable Chromium (Cr)   | mg/kg | 13         | 2.0  | 8778028  |
| Acid Extractable Cobalt (Co)     | mg/kg | 8.2        | 1.0  | 8778028  |
| Acid Extractable Copper (Cu)     | mg/kg | 5.0        | 2.0  | 8778028  |
| Acid Extractable Iron (Fe)       | mg/kg | 18000      | 50   | 8778028  |
| Acid Extractable Lead (Pb)       | mg/kg | 120        | 0.50 | 8778028  |
| Acid Extractable Lithium (Li)    | mg/kg | 16         | 2.0  | 8778028  |
| Acid Extractable Manganese (Mn)  | mg/kg | 1400       | 2.0  | 8778028  |
| Acid Extractable Mercury (Hg)    | mg/kg | 0.10       | 0.10 | 8778028  |
| Acid Extractable Molybdenum (Mo) | mg/kg | <2.0       | 2.0  | 8778028  |
| Acid Extractable Nickel (Ni)     | mg/kg | 6.7        | 2.0  | 8778028  |
| Acid Extractable Rubidium (Rb)   | mg/kg | 15         | 2.0  | 8778028  |
| Acid Extractable Selenium (Se)   | mg/kg | 0.81       | 0.50 | 8778028  |
| Acid Extractable Silver (Ag)     | mg/kg | <0.50      | 0.50 | 8778028  |
| Acid Extractable Strontium (Sr)  | mg/kg | 71         | 5.0  | 8778028  |
| Acid Extractable Thallium (Tl)   | mg/kg | 0.23       | 0.10 | 8778028  |
| Acid Extractable Tin (Sn)        | mg/kg | <1.0       | 1.0  | 8778028  |
| Acid Extractable Uranium (U)     | mg/kg | 0.80       | 0.10 | 8778028  |
| Acid Extractable Vanadium (V)    | mg/kg | 29         | 2.0  | 8778028  |
| Acid Extractable Zinc (Zn)       | mg/kg | 110        | 5.0  | 8778028  |
| RDL = Reportable Detection Limit |       |            |      |          |
| QC Batch = Quality Control Batch |       |            |      |          |



**BUREAU  
VERITAS**

Bureau Veritas Job #: C312998  
Report Date: 2023/07/13

Dillon Consulting Limited  
Client Project #: 22-3723  
Site Location: LAKE ENON  
Sampler Initials: BT

### GENERAL COMMENTS

REISSUED REPORT due to sampling date changes. Year of sampling was 2023 not 2022 as per the initial report. 07/13/2023

**Results relate only to the items tested.**



BUREAU  
VERITAS

Bureau Veritas Job #: C312998  
Report Date: 2023/07/13

Dillon Consulting Limited  
Client Project #: 22-3723  
Site Location: LAKE ENON  
Sampler Initials: BT

### QUALITY ASSURANCE REPORT

| QA/QC                      |            | QC Type                  | Parameter                        | Date Analyzed | Value    | Recovery | UNITS | QC Limits |
|----------------------------|------------|--------------------------|----------------------------------|---------------|----------|----------|-------|-----------|
| Batch                      | Init       |                          |                                  |               |          |          |       |           |
| 8759963                    | BCZ        | Matrix Spike [WEJ918-01] | Acid Extractable Antimony (Sb)   | 2023/06/29    |          | 77       | %     | 75 - 125  |
|                            |            |                          | Acid Extractable Arsenic (As)    | 2023/06/29    |          | 94       | %     | 75 - 125  |
|                            |            |                          | Acid Extractable Barium (Ba)     | 2023/06/29    |          | NC       | %     | 75 - 125  |
|                            |            |                          | Acid Extractable Beryllium (Be)  | 2023/06/29    |          | 93       | %     | 75 - 125  |
|                            |            |                          | Acid Extractable Bismuth (Bi)    | 2023/06/29    |          | 93       | %     | 75 - 125  |
|                            |            |                          | Acid Extractable Boron (B)       | 2023/06/29    |          | 76       | %     | 75 - 125  |
|                            |            |                          | Acid Extractable Cadmium (Cd)    | 2023/06/29    |          | 94       | %     | 75 - 125  |
|                            |            |                          | Acid Extractable Chromium (Cr)   | 2023/06/29    |          | 102      | %     | 75 - 125  |
|                            |            |                          | Acid Extractable Cobalt (Co)     | 2023/06/29    |          | 93       | %     | 75 - 125  |
|                            |            |                          | Acid Extractable Copper (Cu)     | 2023/06/29    |          | 97       | %     | 75 - 125  |
|                            |            |                          | Acid Extractable Lead (Pb)       | 2023/06/29    |          | NC       | %     | 75 - 125  |
|                            |            |                          | Acid Extractable Lithium (Li)    | 2023/06/29    |          | 99       | %     | 75 - 125  |
|                            |            |                          | Acid Extractable Manganese (Mn)  | 2023/06/29    |          | NC       | %     | 75 - 125  |
|                            |            |                          | Acid Extractable Mercury (Hg)    | 2023/06/29    |          | 90       | %     | 75 - 125  |
|                            |            |                          | Acid Extractable Molybdenum (Mo) | 2023/06/29    |          | 94       | %     | 75 - 125  |
|                            |            |                          | Acid Extractable Nickel (Ni)     | 2023/06/29    |          | 96       | %     | 75 - 125  |
|                            |            |                          | Acid Extractable Rubidium (Rb)   | 2023/06/29    |          | 92       | %     | 75 - 125  |
|                            |            |                          | Acid Extractable Selenium (Se)   | 2023/06/29    |          | 94       | %     | 75 - 125  |
|                            |            |                          | Acid Extractable Silver (Ag)     | 2023/06/29    |          | 88       | %     | 75 - 125  |
|                            |            |                          | Acid Extractable Strontium (Sr)  | 2023/06/29    |          | 104      | %     | 75 - 125  |
|                            |            |                          | Acid Extractable Thallium (Tl)   | 2023/06/29    |          | 95       | %     | 75 - 125  |
|                            |            |                          | Acid Extractable Tin (Sn)        | 2023/06/29    |          | 95       | %     | 75 - 125  |
|                            |            |                          | Acid Extractable Uranium (U)     | 2023/06/29    |          | 96       | %     | 75 - 125  |
|                            |            |                          | Acid Extractable Vanadium (V)    | 2023/06/29    |          | 99       | %     | 75 - 125  |
| Acid Extractable Zinc (Zn) | 2023/06/29 |                          | NC                               | %             | 75 - 125 |          |       |           |
| 8759963                    | BCZ        | Spiked Blank             | Acid Extractable Antimony (Sb)   | 2023/06/29    |          | 99       | %     | 75 - 125  |
|                            |            |                          | Acid Extractable Arsenic (As)    | 2023/06/29    |          | 98       | %     | 75 - 125  |
|                            |            |                          | Acid Extractable Barium (Ba)     | 2023/06/29    |          | 96       | %     | 75 - 125  |
|                            |            |                          | Acid Extractable Beryllium (Be)  | 2023/06/29    |          | 96       | %     | 75 - 125  |
|                            |            |                          | Acid Extractable Bismuth (Bi)    | 2023/06/29    |          | 94       | %     | 75 - 125  |
|                            |            |                          | Acid Extractable Boron (B)       | 2023/06/29    |          | 98       | %     | 75 - 125  |
|                            |            |                          | Acid Extractable Cadmium (Cd)    | 2023/06/29    |          | 97       | %     | 75 - 125  |
|                            |            |                          | Acid Extractable Chromium (Cr)   | 2023/06/29    |          | 97       | %     | 75 - 125  |
|                            |            |                          | Acid Extractable Cobalt (Co)     | 2023/06/29    |          | 98       | %     | 75 - 125  |
|                            |            |                          | Acid Extractable Copper (Cu)     | 2023/06/29    |          | 98       | %     | 75 - 125  |
|                            |            |                          | Acid Extractable Lead (Pb)       | 2023/06/29    |          | 98       | %     | 75 - 125  |
|                            |            |                          | Acid Extractable Lithium (Li)    | 2023/06/29    |          | 96       | %     | 75 - 125  |
|                            |            |                          | Acid Extractable Manganese (Mn)  | 2023/06/29    |          | 98       | %     | 75 - 125  |
|                            |            |                          | Acid Extractable Mercury (Hg)    | 2023/06/29    |          | 96       | %     | 75 - 125  |
|                            |            |                          | Acid Extractable Molybdenum (Mo) | 2023/06/29    |          | 98       | %     | 75 - 125  |
|                            |            |                          | Acid Extractable Nickel (Ni)     | 2023/06/29    |          | 98       | %     | 75 - 125  |
|                            |            |                          | Acid Extractable Rubidium (Rb)   | 2023/06/29    |          | 96       | %     | 75 - 125  |
|                            |            |                          | Acid Extractable Selenium (Se)   | 2023/06/29    |          | 102      | %     | 75 - 125  |
|                            |            |                          | Acid Extractable Silver (Ag)     | 2023/06/29    |          | 89       | %     | 75 - 125  |
|                            |            |                          | Acid Extractable Strontium (Sr)  | 2023/06/29    |          | 98       | %     | 75 - 125  |
|                            |            |                          | Acid Extractable Thallium (Tl)   | 2023/06/29    |          | 96       | %     | 75 - 125  |
|                            |            |                          | Acid Extractable Tin (Sn)        | 2023/06/29    |          | 96       | %     | 75 - 125  |
|                            |            |                          | Acid Extractable Uranium (U)     | 2023/06/29    |          | 99       | %     | 75 - 125  |
|                            |            |                          | Acid Extractable Vanadium (V)    | 2023/06/29    |          | 96       | %     | 75 - 125  |
| Acid Extractable Zinc (Zn) | 2023/06/29 |                          | 100                              | %             | 75 - 125 |          |       |           |
| 8759963                    | BCZ        | Method Blank             | Acid Extractable Aluminum (Al)   | 2023/06/29    | <10      |          | mg/kg |           |
|                            |            |                          | Acid Extractable Antimony (Sb)   | 2023/06/29    | <2.0     |          | mg/kg |           |
|                            |            |                          | Acid Extractable Arsenic (As)    | 2023/06/29    | <2.0     |          | mg/kg |           |



BUREAU  
VERITAS

Bureau Veritas Job #: C312998  
Report Date: 2023/07/13

Dillon Consulting Limited  
Client Project #: 22-3723  
Site Location: LAKE ENON  
Sampler Initials: BT

### QUALITY ASSURANCE REPORT(CONT'D)

| QA/QC<br>Batch | Init | QC Type                  | Parameter                        | Date Analyzed | Value | Recovery | UNITS | QC Limits |
|----------------|------|--------------------------|----------------------------------|---------------|-------|----------|-------|-----------|
|                |      |                          | Acid Extractable Barium (Ba)     | 2023/06/29    | <5.0  |          | mg/kg |           |
|                |      |                          | Acid Extractable Beryllium (Be)  | 2023/06/29    | <1.0  |          | mg/kg |           |
|                |      |                          | Acid Extractable Bismuth (Bi)    | 2023/06/29    | <2.0  |          | mg/kg |           |
|                |      |                          | Acid Extractable Boron (B)       | 2023/06/29    | <50   |          | mg/kg |           |
|                |      |                          | Acid Extractable Cadmium (Cd)    | 2023/06/29    | <0.30 |          | mg/kg |           |
|                |      |                          | Acid Extractable Chromium (Cr)   | 2023/06/29    | <2.0  |          | mg/kg |           |
|                |      |                          | Acid Extractable Cobalt (Co)     | 2023/06/29    | <1.0  |          | mg/kg |           |
|                |      |                          | Acid Extractable Copper (Cu)     | 2023/06/29    | <2.0  |          | mg/kg |           |
|                |      |                          | Acid Extractable Iron (Fe)       | 2023/06/29    | <50   |          | mg/kg |           |
|                |      |                          | Acid Extractable Lead (Pb)       | 2023/06/29    | <0.50 |          | mg/kg |           |
|                |      |                          | Acid Extractable Lithium (Li)    | 2023/06/29    | <2.0  |          | mg/kg |           |
|                |      |                          | Acid Extractable Manganese (Mn)  | 2023/06/29    | <2.0  |          | mg/kg |           |
|                |      |                          | Acid Extractable Mercury (Hg)    | 2023/06/29    | <0.10 |          | mg/kg |           |
|                |      |                          | Acid Extractable Molybdenum (Mo) | 2023/06/29    | <2.0  |          | mg/kg |           |
|                |      |                          | Acid Extractable Nickel (Ni)     | 2023/06/29    | <2.0  |          | mg/kg |           |
|                |      |                          | Acid Extractable Rubidium (Rb)   | 2023/06/29    | <2.0  |          | mg/kg |           |
|                |      |                          | Acid Extractable Selenium (Se)   | 2023/06/29    | <0.50 |          | mg/kg |           |
|                |      |                          | Acid Extractable Silver (Ag)     | 2023/06/29    | <0.50 |          | mg/kg |           |
|                |      |                          | Acid Extractable Strontium (Sr)  | 2023/06/29    | <5.0  |          | mg/kg |           |
|                |      |                          | Acid Extractable Thallium (Tl)   | 2023/06/29    | <0.10 |          | mg/kg |           |
|                |      |                          | Acid Extractable Tin (Sn)        | 2023/06/29    | <1.0  |          | mg/kg |           |
|                |      |                          | Acid Extractable Uranium (U)     | 2023/06/29    | <0.10 |          | mg/kg |           |
|                |      |                          | Acid Extractable Vanadium (V)    | 2023/06/29    | <2.0  |          | mg/kg |           |
|                |      |                          | Acid Extractable Zinc (Zn)       | 2023/06/29    | <5.0  |          | mg/kg |           |
| 8759963        | BCZ  | RPD [WEJ918-01]          | Acid Extractable Aluminum (Al)   | 2023/06/29    | 1.2   |          | %     | 35        |
|                |      |                          | Acid Extractable Antimony (Sb)   | 2023/06/29    | NC    |          | %     | 35        |
|                |      |                          | Acid Extractable Arsenic (As)    | 2023/06/29    | 6.4   |          | %     | 35        |
|                |      |                          | Acid Extractable Barium (Ba)     | 2023/06/29    | 3.2   |          | %     | 35        |
|                |      |                          | Acid Extractable Beryllium (Be)  | 2023/06/29    | NC    |          | %     | 35        |
|                |      |                          | Acid Extractable Bismuth (Bi)    | 2023/06/29    | NC    |          | %     | 35        |
|                |      |                          | Acid Extractable Boron (B)       | 2023/06/29    | NC    |          | %     | 35        |
|                |      |                          | Acid Extractable Cadmium (Cd)    | 2023/06/29    | NC    |          | %     | 35        |
|                |      |                          | Acid Extractable Chromium (Cr)   | 2023/06/29    | 3.8   |          | %     | 35        |
|                |      |                          | Acid Extractable Cobalt (Co)     | 2023/06/29    | 7.7   |          | %     | 35        |
|                |      |                          | Acid Extractable Copper (Cu)     | 2023/06/29    | 5.7   |          | %     | 35        |
|                |      |                          | Acid Extractable Iron (Fe)       | 2023/06/29    | 7.5   |          | %     | 35        |
|                |      |                          | Acid Extractable Lead (Pb)       | 2023/06/29    | 6.9   |          | %     | 35        |
|                |      |                          | Acid Extractable Lithium (Li)    | 2023/06/29    | 3.5   |          | %     | 35        |
|                |      |                          | Acid Extractable Manganese (Mn)  | 2023/06/29    | 7.9   |          | %     | 35        |
|                |      |                          | Acid Extractable Mercury (Hg)    | 2023/06/29    | 11    |          | %     | 35        |
|                |      |                          | Acid Extractable Molybdenum (Mo) | 2023/06/29    | NC    |          | %     | 35        |
|                |      |                          | Acid Extractable Nickel (Ni)     | 2023/06/29    | 7.9   |          | %     | 35        |
|                |      |                          | Acid Extractable Rubidium (Rb)   | 2023/06/29    | 2.1   |          | %     | 35        |
|                |      |                          | Acid Extractable Selenium (Se)   | 2023/06/29    | 4.7   |          | %     | 35        |
|                |      |                          | Acid Extractable Silver (Ag)     | 2023/06/29    | NC    |          | %     | 35        |
|                |      |                          | Acid Extractable Strontium (Sr)  | 2023/06/29    | 2.6   |          | %     | 35        |
|                |      |                          | Acid Extractable Thallium (Tl)   | 2023/06/29    | 4.2   |          | %     | 35        |
|                |      |                          | Acid Extractable Tin (Sn)        | 2023/06/29    | 8.6   |          | %     | 35        |
|                |      |                          | Acid Extractable Uranium (U)     | 2023/06/29    | 7.6   |          | %     | 35        |
|                |      |                          | Acid Extractable Vanadium (V)    | 2023/06/29    | 5.4   |          | %     | 35        |
|                |      |                          | Acid Extractable Zinc (Zn)       | 2023/06/29    | 5.5   |          | %     | 35        |
| 8766585        | BCZ  | Matrix Spike [WEJ899-01] | Acid Extractable Antimony (Sb)   | 2023/07/06    |       | 77       | %     | 75 - 125  |
|                |      |                          | Acid Extractable Arsenic (As)    | 2023/07/06    |       | 93       | %     | 75 - 125  |



BUREAU  
VERITAS

Bureau Veritas Job #: C312998  
Report Date: 2023/07/13

Dillon Consulting Limited  
Client Project #: 22-3723  
Site Location: LAKE ENON  
Sampler Initials: BT

### QUALITY ASSURANCE REPORT(CONT'D)

| QA/QC | Batch   | Init | QC Type      | Parameter                        | Date Analyzed | Value | Recovery | UNITS | QC Limits |
|-------|---------|------|--------------|----------------------------------|---------------|-------|----------|-------|-----------|
|       |         |      |              | Acid Extractable Barium (Ba)     | 2023/07/06    |       | NC       | %     | 75 - 125  |
|       |         |      |              | Acid Extractable Beryllium (Be)  | 2023/07/06    |       | 90       | %     | 75 - 125  |
|       |         |      |              | Acid Extractable Bismuth (Bi)    | 2023/07/06    |       | 95       | %     | 75 - 125  |
|       |         |      |              | Acid Extractable Boron (B)       | 2023/07/06    |       | 55 (1)   | %     | 75 - 125  |
|       |         |      |              | Acid Extractable Cadmium (Cd)    | 2023/07/06    |       | 96       | %     | 75 - 125  |
|       |         |      |              | Acid Extractable Chromium (Cr)   | 2023/07/06    |       | 91       | %     | 75 - 125  |
|       |         |      |              | Acid Extractable Cobalt (Co)     | 2023/07/06    |       | 92       | %     | 75 - 125  |
|       |         |      |              | Acid Extractable Copper (Cu)     | 2023/07/06    |       | 93       | %     | 75 - 125  |
|       |         |      |              | Acid Extractable Lead (Pb)       | 2023/07/06    |       | NC       | %     | 75 - 125  |
|       |         |      |              | Acid Extractable Lithium (Li)    | 2023/07/06    |       | 98       | %     | 75 - 125  |
|       |         |      |              | Acid Extractable Manganese (Mn)  | 2023/07/06    |       | NC       | %     | 75 - 125  |
|       |         |      |              | Acid Extractable Mercury (Hg)    | 2023/07/06    |       | 91       | %     | 75 - 125  |
|       |         |      |              | Acid Extractable Molybdenum (Mo) | 2023/07/06    |       | 91       | %     | 75 - 125  |
|       |         |      |              | Acid Extractable Nickel (Ni)     | 2023/07/06    |       | 95       | %     | 75 - 125  |
|       |         |      |              | Acid Extractable Rubidium (Rb)   | 2023/07/06    |       | 83       | %     | 75 - 125  |
|       |         |      |              | Acid Extractable Selenium (Se)   | 2023/07/06    |       | 93       | %     | 75 - 125  |
|       |         |      |              | Acid Extractable Silver (Ag)     | 2023/07/06    |       | 87       | %     | 75 - 125  |
|       |         |      |              | Acid Extractable Strontium (Sr)  | 2023/07/06    |       | 96       | %     | 75 - 125  |
|       |         |      |              | Acid Extractable Thallium (Tl)   | 2023/07/06    |       | 93       | %     | 75 - 125  |
|       |         |      |              | Acid Extractable Tin (Sn)        | 2023/07/06    |       | 83       | %     | 75 - 125  |
|       |         |      |              | Acid Extractable Uranium (U)     | 2023/07/06    |       | 97       | %     | 75 - 125  |
|       |         |      |              | Acid Extractable Vanadium (V)    | 2023/07/06    |       | 92       | %     | 75 - 125  |
|       |         |      |              | Acid Extractable Zinc (Zn)       | 2023/07/06    |       | NC       | %     | 75 - 125  |
|       | 8766585 | BCZ  | Spiked Blank | Acid Extractable Antimony (Sb)   | 2023/07/05    |       | 104      | %     | 75 - 125  |
|       |         |      |              | Acid Extractable Arsenic (As)    | 2023/07/05    |       | 97       | %     | 75 - 125  |
|       |         |      |              | Acid Extractable Barium (Ba)     | 2023/07/05    |       | 94       | %     | 75 - 125  |
|       |         |      |              | Acid Extractable Beryllium (Be)  | 2023/07/05    |       | 97       | %     | 75 - 125  |
|       |         |      |              | Acid Extractable Bismuth (Bi)    | 2023/07/05    |       | 96       | %     | 75 - 125  |
|       |         |      |              | Acid Extractable Boron (B)       | 2023/07/05    |       | 98       | %     | 75 - 125  |
|       |         |      |              | Acid Extractable Cadmium (Cd)    | 2023/07/05    |       | 96       | %     | 75 - 125  |
|       |         |      |              | Acid Extractable Chromium (Cr)   | 2023/07/05    |       | 95       | %     | 75 - 125  |
|       |         |      |              | Acid Extractable Cobalt (Co)     | 2023/07/05    |       | 95       | %     | 75 - 125  |
|       |         |      |              | Acid Extractable Copper (Cu)     | 2023/07/05    |       | 94       | %     | 75 - 125  |
|       |         |      |              | Acid Extractable Lead (Pb)       | 2023/07/05    |       | 94       | %     | 75 - 125  |
|       |         |      |              | Acid Extractable Lithium (Li)    | 2023/07/05    |       | 98       | %     | 75 - 125  |
|       |         |      |              | Acid Extractable Manganese (Mn)  | 2023/07/05    |       | 96       | %     | 75 - 125  |
|       |         |      |              | Acid Extractable Mercury (Hg)    | 2023/07/05    |       | 95       | %     | 75 - 125  |
|       |         |      |              | Acid Extractable Molybdenum (Mo) | 2023/07/05    |       | 96       | %     | 75 - 125  |
|       |         |      |              | Acid Extractable Nickel (Ni)     | 2023/07/05    |       | 95       | %     | 75 - 125  |
|       |         |      |              | Acid Extractable Rubidium (Rb)   | 2023/07/05    |       | 95       | %     | 75 - 125  |
|       |         |      |              | Acid Extractable Selenium (Se)   | 2023/07/05    |       | 100      | %     | 75 - 125  |
|       |         |      |              | Acid Extractable Silver (Ag)     | 2023/07/05    |       | 89       | %     | 75 - 125  |
|       |         |      |              | Acid Extractable Strontium (Sr)  | 2023/07/05    |       | 94       | %     | 75 - 125  |
|       |         |      |              | Acid Extractable Thallium (Tl)   | 2023/07/05    |       | 96       | %     | 75 - 125  |
|       |         |      |              | Acid Extractable Tin (Sn)        | 2023/07/05    |       | 96       | %     | 75 - 125  |
|       |         |      |              | Acid Extractable Uranium (U)     | 2023/07/05    |       | 96       | %     | 75 - 125  |
|       |         |      |              | Acid Extractable Vanadium (V)    | 2023/07/05    |       | 96       | %     | 75 - 125  |
|       |         |      |              | Acid Extractable Zinc (Zn)       | 2023/07/05    |       | 97       | %     | 75 - 125  |
|       | 8766585 | BCZ  | Method Blank | Acid Extractable Aluminum (Al)   | 2023/07/05    | <10   |          | mg/kg |           |
|       |         |      |              | Acid Extractable Antimony (Sb)   | 2023/07/05    | <2.0  |          | mg/kg |           |
|       |         |      |              | Acid Extractable Arsenic (As)    | 2023/07/05    | <2.0  |          | mg/kg |           |
|       |         |      |              | Acid Extractable Barium (Ba)     | 2023/07/05    | <5.0  |          | mg/kg |           |
|       |         |      |              | Acid Extractable Beryllium (Be)  | 2023/07/05    | <1.0  |          | mg/kg |           |



BUREAU  
VERITAS

Bureau Veritas Job #: C312998  
Report Date: 2023/07/13

Dillon Consulting Limited  
Client Project #: 22-3723  
Site Location: LAKE ENON  
Sampler Initials: BT

### QUALITY ASSURANCE REPORT(CONT'D)

| QA/QC<br>Batch | Init | QC Type         | Parameter                        | Date Analyzed | Value | Recovery | UNITS | QC Limits |
|----------------|------|-----------------|----------------------------------|---------------|-------|----------|-------|-----------|
|                |      |                 | Acid Extractable Bismuth (Bi)    | 2023/07/05    | <2.0  |          | mg/kg |           |
|                |      |                 | Acid Extractable Boron (B)       | 2023/07/05    | <50   |          | mg/kg |           |
|                |      |                 | Acid Extractable Cadmium (Cd)    | 2023/07/05    | <0.30 |          | mg/kg |           |
|                |      |                 | Acid Extractable Chromium (Cr)   | 2023/07/05    | <2.0  |          | mg/kg |           |
|                |      |                 | Acid Extractable Cobalt (Co)     | 2023/07/05    | <1.0  |          | mg/kg |           |
|                |      |                 | Acid Extractable Copper (Cu)     | 2023/07/05    | <2.0  |          | mg/kg |           |
|                |      |                 | Acid Extractable Iron (Fe)       | 2023/07/05    | <50   |          | mg/kg |           |
|                |      |                 | Acid Extractable Lead (Pb)       | 2023/07/05    | <0.50 |          | mg/kg |           |
|                |      |                 | Acid Extractable Lithium (Li)    | 2023/07/05    | <2.0  |          | mg/kg |           |
|                |      |                 | Acid Extractable Manganese (Mn)  | 2023/07/05    | <2.0  |          | mg/kg |           |
|                |      |                 | Acid Extractable Mercury (Hg)    | 2023/07/05    | <0.10 |          | mg/kg |           |
|                |      |                 | Acid Extractable Molybdenum (Mo) | 2023/07/05    | <2.0  |          | mg/kg |           |
|                |      |                 | Acid Extractable Nickel (Ni)     | 2023/07/05    | <2.0  |          | mg/kg |           |
|                |      |                 | Acid Extractable Rubidium (Rb)   | 2023/07/05    | <2.0  |          | mg/kg |           |
|                |      |                 | Acid Extractable Selenium (Se)   | 2023/07/05    | <0.50 |          | mg/kg |           |
|                |      |                 | Acid Extractable Silver (Ag)     | 2023/07/05    | <0.50 |          | mg/kg |           |
|                |      |                 | Acid Extractable Strontium (Sr)  | 2023/07/05    | <5.0  |          | mg/kg |           |
|                |      |                 | Acid Extractable Thallium (Tl)   | 2023/07/05    | <0.10 |          | mg/kg |           |
|                |      |                 | Acid Extractable Tin (Sn)        | 2023/07/05    | <1.0  |          | mg/kg |           |
|                |      |                 | Acid Extractable Uranium (U)     | 2023/07/05    | <0.10 |          | mg/kg |           |
|                |      |                 | Acid Extractable Vanadium (V)    | 2023/07/05    | <2.0  |          | mg/kg |           |
|                |      |                 | Acid Extractable Zinc (Zn)       | 2023/07/05    | <5.0  |          | mg/kg |           |
| 8766585        | BCZ  | RPD [WEJ899-01] | Acid Extractable Aluminum (Al)   | 2023/07/05    | 0.86  |          | %     | 35        |
|                |      |                 | Acid Extractable Antimony (Sb)   | 2023/07/05    | NC    |          | %     | 35        |
|                |      |                 | Acid Extractable Arsenic (As)    | 2023/07/05    | 1.6   |          | %     | 35        |
|                |      |                 | Acid Extractable Barium (Ba)     | 2023/07/05    | 5.1   |          | %     | 35        |
|                |      |                 | Acid Extractable Beryllium (Be)  | 2023/07/05    | NC    |          | %     | 35        |
|                |      |                 | Acid Extractable Bismuth (Bi)    | 2023/07/05    | NC    |          | %     | 35        |
|                |      |                 | Acid Extractable Boron (B)       | 2023/07/05    | NC    |          | %     | 35        |
|                |      |                 | Acid Extractable Cadmium (Cd)    | 2023/07/05    | NC    |          | %     | 35        |
|                |      |                 | Acid Extractable Chromium (Cr)   | 2023/07/05    | 0.40  |          | %     | 35        |
|                |      |                 | Acid Extractable Cobalt (Co)     | 2023/07/05    | 3.8   |          | %     | 35        |
|                |      |                 | Acid Extractable Copper (Cu)     | 2023/07/05    | 2.5   |          | %     | 35        |
|                |      |                 | Acid Extractable Iron (Fe)       | 2023/07/05    | 2.2   |          | %     | 35        |
|                |      |                 | Acid Extractable Lead (Pb)       | 2023/07/05    | 2.7   |          | %     | 35        |
|                |      |                 | Acid Extractable Lithium (Li)    | 2023/07/05    | 2.3   |          | %     | 35        |
|                |      |                 | Acid Extractable Manganese (Mn)  | 2023/07/05    | 3.3   |          | %     | 35        |
|                |      |                 | Acid Extractable Mercury (Hg)    | 2023/07/05    | 1.6   |          | %     | 35        |
|                |      |                 | Acid Extractable Molybdenum (Mo) | 2023/07/05    | NC    |          | %     | 35        |
|                |      |                 | Acid Extractable Nickel (Ni)     | 2023/07/05    | 5.1   |          | %     | 35        |
|                |      |                 | Acid Extractable Rubidium (Rb)   | 2023/07/05    | 0.77  |          | %     | 35        |
|                |      |                 | Acid Extractable Selenium (Se)   | 2023/07/05    | 4.5   |          | %     | 35        |
|                |      |                 | Acid Extractable Silver (Ag)     | 2023/07/05    | NC    |          | %     | 35        |
|                |      |                 | Acid Extractable Strontium (Sr)  | 2023/07/05    | 5.8   |          | %     | 35        |
|                |      |                 | Acid Extractable Thallium (Tl)   | 2023/07/05    | 3.7   |          | %     | 35        |
|                |      |                 | Acid Extractable Tin (Sn)        | 2023/07/05    | NC    |          | %     | 35        |
|                |      |                 | Acid Extractable Uranium (U)     | 2023/07/05    | 1.0   |          | %     | 35        |
|                |      |                 | Acid Extractable Vanadium (V)    | 2023/07/05    | 2.0   |          | %     | 35        |
|                |      |                 | Acid Extractable Zinc (Zn)       | 2023/07/05    | 0.20  |          | %     | 35        |
| 8773984        | EPU  | Matrix Spike    | Acid Extractable Antimony (Sb)   | 2023/07/07    |       | 84       | %     | 75 - 125  |
|                |      |                 | Acid Extractable Arsenic (As)    | 2023/07/07    |       | 93       | %     | 75 - 125  |
|                |      |                 | Acid Extractable Barium (Ba)     | 2023/07/07    |       | NC       | %     | 75 - 125  |
|                |      |                 | Acid Extractable Beryllium (Be)  | 2023/07/07    |       | 91       | %     | 75 - 125  |



BUREAU  
VERITAS

Bureau Veritas Job #: C312998  
Report Date: 2023/07/13

Dillon Consulting Limited  
Client Project #: 22-3723  
Site Location: LAKE ENON  
Sampler Initials: BT

### QUALITY ASSURANCE REPORT(CONT'D)

| QA/QC<br>Batch | Init | QC Type      | Parameter                        | Date Analyzed | Value | Recovery | UNITS | QC Limits |
|----------------|------|--------------|----------------------------------|---------------|-------|----------|-------|-----------|
|                |      |              | Acid Extractable Bismuth (Bi)    | 2023/07/07    |       | 93       | %     | 75 - 125  |
|                |      |              | Acid Extractable Boron (B)       | 2023/07/07    |       | 103      | %     | 75 - 125  |
|                |      |              | Acid Extractable Cadmium (Cd)    | 2023/07/07    |       | 91       | %     | 75 - 125  |
|                |      |              | Acid Extractable Chromium (Cr)   | 2023/07/07    |       | 98       | %     | 75 - 125  |
|                |      |              | Acid Extractable Cobalt (Co)     | 2023/07/07    |       | 90       | %     | 75 - 125  |
|                |      |              | Acid Extractable Copper (Cu)     | 2023/07/07    |       | 87       | %     | 75 - 125  |
|                |      |              | Acid Extractable Lead (Pb)       | 2023/07/07    |       | 89       | %     | 75 - 125  |
|                |      |              | Acid Extractable Lithium (Li)    | 2023/07/07    |       | 103      | %     | 75 - 125  |
|                |      |              | Acid Extractable Manganese (Mn)  | 2023/07/07    |       | NC       | %     | 75 - 125  |
|                |      |              | Acid Extractable Mercury (Hg)    | 2023/07/07    |       | 87       | %     | 75 - 125  |
|                |      |              | Acid Extractable Molybdenum (Mo) | 2023/07/07    |       | 90       | %     | 75 - 125  |
|                |      |              | Acid Extractable Nickel (Ni)     | 2023/07/07    |       | 94       | %     | 75 - 125  |
|                |      |              | Acid Extractable Rubidium (Rb)   | 2023/07/07    |       | 93       | %     | 75 - 125  |
|                |      |              | Acid Extractable Selenium (Se)   | 2023/07/07    |       | 92       | %     | 75 - 125  |
|                |      |              | Acid Extractable Silver (Ag)     | 2023/07/07    |       | 88       | %     | 75 - 125  |
|                |      |              | Acid Extractable Strontium (Sr)  | 2023/07/07    |       | 96       | %     | 75 - 125  |
|                |      |              | Acid Extractable Thallium (Tl)   | 2023/07/07    |       | 92       | %     | 75 - 125  |
|                |      |              | Acid Extractable Tin (Sn)        | 2023/07/07    |       | 138 (1)  | %     | 75 - 125  |
|                |      |              | Acid Extractable Uranium (U)     | 2023/07/07    |       | 97       | %     | 75 - 125  |
|                |      |              | Acid Extractable Vanadium (V)    | 2023/07/07    |       | 99       | %     | 75 - 125  |
|                |      |              | Acid Extractable Zinc (Zn)       | 2023/07/07    |       | NC       | %     | 75 - 125  |
| 8773984        | EPU  | Spiked Blank | Acid Extractable Antimony (Sb)   | 2023/07/07    |       | 99       | %     | 75 - 125  |
|                |      |              | Acid Extractable Arsenic (As)    | 2023/07/07    |       | 95       | %     | 75 - 125  |
|                |      |              | Acid Extractable Barium (Ba)     | 2023/07/07    |       | 95       | %     | 75 - 125  |
|                |      |              | Acid Extractable Beryllium (Be)  | 2023/07/07    |       | 88       | %     | 75 - 125  |
|                |      |              | Acid Extractable Bismuth (Bi)    | 2023/07/07    |       | 92       | %     | 75 - 125  |
|                |      |              | Acid Extractable Boron (B)       | 2023/07/07    |       | 86       | %     | 75 - 125  |
|                |      |              | Acid Extractable Cadmium (Cd)    | 2023/07/07    |       | 94       | %     | 75 - 125  |
|                |      |              | Acid Extractable Chromium (Cr)   | 2023/07/07    |       | 90       | %     | 75 - 125  |
|                |      |              | Acid Extractable Cobalt (Co)     | 2023/07/07    |       | 92       | %     | 75 - 125  |
|                |      |              | Acid Extractable Copper (Cu)     | 2023/07/07    |       | 91       | %     | 75 - 125  |
|                |      |              | Acid Extractable Lead (Pb)       | 2023/07/07    |       | 94       | %     | 75 - 125  |
|                |      |              | Acid Extractable Lithium (Li)    | 2023/07/07    |       | 97       | %     | 75 - 125  |
|                |      |              | Acid Extractable Manganese (Mn)  | 2023/07/07    |       | 94       | %     | 75 - 125  |
|                |      |              | Acid Extractable Mercury (Hg)    | 2023/07/07    |       | 100      | %     | 75 - 125  |
|                |      |              | Acid Extractable Molybdenum (Mo) | 2023/07/07    |       | 91       | %     | 75 - 125  |
|                |      |              | Acid Extractable Nickel (Ni)     | 2023/07/07    |       | 94       | %     | 75 - 125  |
|                |      |              | Acid Extractable Rubidium (Rb)   | 2023/07/07    |       | 94       | %     | 75 - 125  |
|                |      |              | Acid Extractable Selenium (Se)   | 2023/07/07    |       | 95       | %     | 75 - 125  |
|                |      |              | Acid Extractable Silver (Ag)     | 2023/07/07    |       | 87       | %     | 75 - 125  |
|                |      |              | Acid Extractable Strontium (Sr)  | 2023/07/07    |       | 93       | %     | 75 - 125  |
|                |      |              | Acid Extractable Thallium (Tl)   | 2023/07/07    |       | 91       | %     | 75 - 125  |
|                |      |              | Acid Extractable Tin (Sn)        | 2023/07/07    |       | 97       | %     | 75 - 125  |
|                |      |              | Acid Extractable Uranium (U)     | 2023/07/07    |       | 93       | %     | 75 - 125  |
|                |      |              | Acid Extractable Vanadium (V)    | 2023/07/07    |       | 95       | %     | 75 - 125  |
|                |      |              | Acid Extractable Zinc (Zn)       | 2023/07/07    |       | 93       | %     | 75 - 125  |
| 8773984        | EPU  | Method Blank | Acid Extractable Aluminum (Al)   | 2023/07/07    | <10   |          | mg/kg |           |
|                |      |              | Acid Extractable Antimony (Sb)   | 2023/07/07    | <2.0  |          | mg/kg |           |
|                |      |              | Acid Extractable Arsenic (As)    | 2023/07/07    | <2.0  |          | mg/kg |           |
|                |      |              | Acid Extractable Barium (Ba)     | 2023/07/07    | <5.0  |          | mg/kg |           |
|                |      |              | Acid Extractable Beryllium (Be)  | 2023/07/07    | <1.0  |          | mg/kg |           |
|                |      |              | Acid Extractable Bismuth (Bi)    | 2023/07/07    | <2.0  |          | mg/kg |           |
|                |      |              | Acid Extractable Boron (B)       | 2023/07/07    | <50   |          | mg/kg |           |



BUREAU  
VERITAS

Bureau Veritas Job #: C312998  
Report Date: 2023/07/13

Dillon Consulting Limited  
Client Project #: 22-3723  
Site Location: LAKE ENON  
Sampler Initials: BT

### QUALITY ASSURANCE REPORT(CONT'D)

| QA/QC<br>Batch | Init | QC Type      | Parameter                        | Date Analyzed | Value | Recovery | UNITS | QC Limits |
|----------------|------|--------------|----------------------------------|---------------|-------|----------|-------|-----------|
|                |      |              | Acid Extractable Cadmium (Cd)    | 2023/07/07    | <0.30 |          | mg/kg |           |
|                |      |              | Acid Extractable Chromium (Cr)   | 2023/07/07    | <2.0  |          | mg/kg |           |
|                |      |              | Acid Extractable Cobalt (Co)     | 2023/07/07    | <1.0  |          | mg/kg |           |
|                |      |              | Acid Extractable Copper (Cu)     | 2023/07/07    | <2.0  |          | mg/kg |           |
|                |      |              | Acid Extractable Iron (Fe)       | 2023/07/07    | <50   |          | mg/kg |           |
|                |      |              | Acid Extractable Lead (Pb)       | 2023/07/07    | <0.50 |          | mg/kg |           |
|                |      |              | Acid Extractable Lithium (Li)    | 2023/07/07    | <2.0  |          | mg/kg |           |
|                |      |              | Acid Extractable Manganese (Mn)  | 2023/07/07    | <2.0  |          | mg/kg |           |
|                |      |              | Acid Extractable Mercury (Hg)    | 2023/07/07    | <0.10 |          | mg/kg |           |
|                |      |              | Acid Extractable Molybdenum (Mo) | 2023/07/07    | <2.0  |          | mg/kg |           |
|                |      |              | Acid Extractable Nickel (Ni)     | 2023/07/07    | <2.0  |          | mg/kg |           |
|                |      |              | Acid Extractable Rubidium (Rb)   | 2023/07/07    | <2.0  |          | mg/kg |           |
|                |      |              | Acid Extractable Selenium (Se)   | 2023/07/07    | <0.50 |          | mg/kg |           |
|                |      |              | Acid Extractable Silver (Ag)     | 2023/07/07    | <0.50 |          | mg/kg |           |
|                |      |              | Acid Extractable Strontium (Sr)  | 2023/07/07    | <5.0  |          | mg/kg |           |
|                |      |              | Acid Extractable Thallium (Tl)   | 2023/07/07    | <0.10 |          | mg/kg |           |
|                |      |              | Acid Extractable Tin (Sn)        | 2023/07/07    | <1.0  |          | mg/kg |           |
|                |      |              | Acid Extractable Uranium (U)     | 2023/07/07    | <0.10 |          | mg/kg |           |
|                |      |              | Acid Extractable Vanadium (V)    | 2023/07/07    | <2.0  |          | mg/kg |           |
|                |      |              | Acid Extractable Zinc (Zn)       | 2023/07/07    | <5.0  |          | mg/kg |           |
| 8773984        | EPU  | RPD          | Acid Extractable Aluminum (Al)   | 2023/07/07    | 6.8   |          | %     | 35        |
|                |      |              | Acid Extractable Antimony (Sb)   | 2023/07/07    | NC    |          | %     | 35        |
|                |      |              | Acid Extractable Arsenic (As)    | 2023/07/07    | 11    |          | %     | 35        |
|                |      |              | Acid Extractable Barium (Ba)     | 2023/07/07    | 4.2   |          | %     | 35        |
|                |      |              | Acid Extractable Beryllium (Be)  | 2023/07/07    | NC    |          | %     | 35        |
|                |      |              | Acid Extractable Bismuth (Bi)    | 2023/07/07    | NC    |          | %     | 35        |
|                |      |              | Acid Extractable Boron (B)       | 2023/07/07    | NC    |          | %     | 35        |
|                |      |              | Acid Extractable Cadmium (Cd)    | 2023/07/07    | NC    |          | %     | 35        |
|                |      |              | Acid Extractable Chromium (Cr)   | 2023/07/07    | 7.9   |          | %     | 35        |
|                |      |              | Acid Extractable Cobalt (Co)     | 2023/07/07    | 1.6   |          | %     | 35        |
|                |      |              | Acid Extractable Copper (Cu)     | 2023/07/07    | 0.61  |          | %     | 35        |
|                |      |              | Acid Extractable Iron (Fe)       | 2023/07/07    | 6.5   |          | %     | 35        |
|                |      |              | Acid Extractable Lead (Pb)       | 2023/07/07    | 5.5   |          | %     | 35        |
|                |      |              | Acid Extractable Lithium (Li)    | 2023/07/07    | 13    |          | %     | 35        |
|                |      |              | Acid Extractable Manganese (Mn)  | 2023/07/07    | 2.5   |          | %     | 35        |
|                |      |              | Acid Extractable Mercury (Hg)    | 2023/07/07    | NC    |          | %     | 35        |
|                |      |              | Acid Extractable Molybdenum (Mo) | 2023/07/07    | NC    |          | %     | 35        |
|                |      |              | Acid Extractable Nickel (Ni)     | 2023/07/07    | 2.1   |          | %     | 35        |
|                |      |              | Acid Extractable Rubidium (Rb)   | 2023/07/07    | 8.0   |          | %     | 35        |
|                |      |              | Acid Extractable Selenium (Se)   | 2023/07/07    | NC    |          | %     | 35        |
|                |      |              | Acid Extractable Silver (Ag)     | 2023/07/07    | NC    |          | %     | 35        |
|                |      |              | Acid Extractable Strontium (Sr)  | 2023/07/07    | 2.7   |          | %     | 35        |
|                |      |              | Acid Extractable Thallium (Tl)   | 2023/07/07    | 6.7   |          | %     | 35        |
|                |      |              | Acid Extractable Tin (Sn)        | 2023/07/07    | 10    |          | %     | 35        |
|                |      |              | Acid Extractable Uranium (U)     | 2023/07/07    | 4.4   |          | %     | 35        |
|                |      |              | Acid Extractable Vanadium (V)    | 2023/07/07    | 10    |          | %     | 35        |
|                |      |              | Acid Extractable Zinc (Zn)       | 2023/07/07    | 3.9   |          | %     | 35        |
| 8774011        | LKE  | Matrix Spike | Acid Extractable Antimony (Sb)   | 2023/07/07    |       | 78       | %     | 75 - 125  |
|                |      |              | Acid Extractable Arsenic (As)    | 2023/07/07    |       | 92       | %     | 75 - 125  |
|                |      |              | Acid Extractable Barium (Ba)     | 2023/07/07    |       | NC       | %     | 75 - 125  |
|                |      |              | Acid Extractable Beryllium (Be)  | 2023/07/07    |       | 92       | %     | 75 - 125  |
|                |      |              | Acid Extractable Bismuth (Bi)    | 2023/07/07    |       | 92       | %     | 75 - 125  |
|                |      |              | Acid Extractable Boron (B)       | 2023/07/07    |       | 87       | %     | 75 - 125  |



BUREAU  
VERITAS

Bureau Veritas Job #: C312998  
Report Date: 2023/07/13

Dillon Consulting Limited  
Client Project #: 22-3723  
Site Location: LAKE ENON  
Sampler Initials: BT

### QUALITY ASSURANCE REPORT(CONT'D)

| QA/QC   | Batch | Init | QC Type      | Parameter                        | Date Analyzed | Value | Recovery | UNITS | QC Limits |
|---------|-------|------|--------------|----------------------------------|---------------|-------|----------|-------|-----------|
|         |       |      |              | Acid Extractable Cadmium (Cd)    | 2023/07/07    |       | 92       | %     | 75 - 125  |
|         |       |      |              | Acid Extractable Chromium (Cr)   | 2023/07/07    |       | 88       | %     | 75 - 125  |
|         |       |      |              | Acid Extractable Cobalt (Co)     | 2023/07/07    |       | 92       | %     | 75 - 125  |
|         |       |      |              | Acid Extractable Copper (Cu)     | 2023/07/07    |       | 88       | %     | 75 - 125  |
|         |       |      |              | Acid Extractable Lead (Pb)       | 2023/07/07    |       | 94       | %     | 75 - 125  |
|         |       |      |              | Acid Extractable Lithium (Li)    | 2023/07/07    |       | NC       | %     | 75 - 125  |
|         |       |      |              | Acid Extractable Manganese (Mn)  | 2023/07/07    |       | NC       | %     | 75 - 125  |
|         |       |      |              | Acid Extractable Mercury (Hg)    | 2023/07/07    |       | 88       | %     | 75 - 125  |
|         |       |      |              | Acid Extractable Molybdenum (Mo) | 2023/07/07    |       | 92       | %     | 75 - 125  |
|         |       |      |              | Acid Extractable Nickel (Ni)     | 2023/07/07    |       | 94       | %     | 75 - 125  |
|         |       |      |              | Acid Extractable Rubidium (Rb)   | 2023/07/07    |       | 90       | %     | 75 - 125  |
|         |       |      |              | Acid Extractable Selenium (Se)   | 2023/07/07    |       | 92       | %     | 75 - 125  |
|         |       |      |              | Acid Extractable Silver (Ag)     | 2023/07/07    |       | 89       | %     | 75 - 125  |
|         |       |      |              | Acid Extractable Strontium (Sr)  | 2023/07/07    |       | 91       | %     | 75 - 125  |
|         |       |      |              | Acid Extractable Thallium (Tl)   | 2023/07/07    |       | 89       | %     | 75 - 125  |
|         |       |      |              | Acid Extractable Tin (Sn)        | 2023/07/07    |       | 98       | %     | 75 - 125  |
|         |       |      |              | Acid Extractable Uranium (U)     | 2023/07/07    |       | 99       | %     | 75 - 125  |
|         |       |      |              | Acid Extractable Vanadium (V)    | 2023/07/07    |       | NC       | %     | 75 - 125  |
|         |       |      |              | Acid Extractable Zinc (Zn)       | 2023/07/07    |       | NC       | %     | 75 - 125  |
| 8774011 | LKE   |      | Spiked Blank | Acid Extractable Antimony (Sb)   | 2023/07/07    |       | 100      | %     | 75 - 125  |
|         |       |      |              | Acid Extractable Arsenic (As)    | 2023/07/07    |       | 95       | %     | 75 - 125  |
|         |       |      |              | Acid Extractable Barium (Ba)     | 2023/07/07    |       | 98       | %     | 75 - 125  |
|         |       |      |              | Acid Extractable Beryllium (Be)  | 2023/07/07    |       | 91       | %     | 75 - 125  |
|         |       |      |              | Acid Extractable Bismuth (Bi)    | 2023/07/07    |       | 96       | %     | 75 - 125  |
|         |       |      |              | Acid Extractable Boron (B)       | 2023/07/07    |       | 90       | %     | 75 - 125  |
|         |       |      |              | Acid Extractable Cadmium (Cd)    | 2023/07/07    |       | 94       | %     | 75 - 125  |
|         |       |      |              | Acid Extractable Chromium (Cr)   | 2023/07/07    |       | 91       | %     | 75 - 125  |
|         |       |      |              | Acid Extractable Cobalt (Co)     | 2023/07/07    |       | 92       | %     | 75 - 125  |
|         |       |      |              | Acid Extractable Copper (Cu)     | 2023/07/07    |       | 91       | %     | 75 - 125  |
|         |       |      |              | Acid Extractable Lead (Pb)       | 2023/07/07    |       | 95       | %     | 75 - 125  |
|         |       |      |              | Acid Extractable Lithium (Li)    | 2023/07/07    |       | 101      | %     | 75 - 125  |
|         |       |      |              | Acid Extractable Manganese (Mn)  | 2023/07/07    |       | 94       | %     | 75 - 125  |
|         |       |      |              | Acid Extractable Mercury (Hg)    | 2023/07/07    |       | 100      | %     | 75 - 125  |
|         |       |      |              | Acid Extractable Molybdenum (Mo) | 2023/07/07    |       | 102      | %     | 75 - 125  |
|         |       |      |              | Acid Extractable Nickel (Ni)     | 2023/07/07    |       | 92       | %     | 75 - 125  |
|         |       |      |              | Acid Extractable Rubidium (Rb)   | 2023/07/07    |       | 95       | %     | 75 - 125  |
|         |       |      |              | Acid Extractable Selenium (Se)   | 2023/07/07    |       | 95       | %     | 75 - 125  |
|         |       |      |              | Acid Extractable Silver (Ag)     | 2023/07/07    |       | 89       | %     | 75 - 125  |
|         |       |      |              | Acid Extractable Strontium (Sr)  | 2023/07/07    |       | 94       | %     | 75 - 125  |
|         |       |      |              | Acid Extractable Thallium (Tl)   | 2023/07/07    |       | 97       | %     | 75 - 125  |
|         |       |      |              | Acid Extractable Tin (Sn)        | 2023/07/07    |       | 106      | %     | 75 - 125  |
|         |       |      |              | Acid Extractable Uranium (U)     | 2023/07/07    |       | 99       | %     | 75 - 125  |
|         |       |      |              | Acid Extractable Vanadium (V)    | 2023/07/07    |       | 96       | %     | 75 - 125  |
|         |       |      |              | Acid Extractable Zinc (Zn)       | 2023/07/07    |       | 95       | %     | 75 - 125  |
| 8774011 | LKE   |      | Method Blank | Acid Extractable Aluminum (Al)   | 2023/07/07    | <10   |          | mg/kg |           |
|         |       |      |              | Acid Extractable Antimony (Sb)   | 2023/07/07    | <2.0  |          | mg/kg |           |
|         |       |      |              | Acid Extractable Arsenic (As)    | 2023/07/07    | <2.0  |          | mg/kg |           |
|         |       |      |              | Acid Extractable Barium (Ba)     | 2023/07/07    | <5.0  |          | mg/kg |           |
|         |       |      |              | Acid Extractable Beryllium (Be)  | 2023/07/07    | <1.0  |          | mg/kg |           |
|         |       |      |              | Acid Extractable Bismuth (Bi)    | 2023/07/07    | <2.0  |          | mg/kg |           |
|         |       |      |              | Acid Extractable Boron (B)       | 2023/07/07    | <50   |          | mg/kg |           |
|         |       |      |              | Acid Extractable Cadmium (Cd)    | 2023/07/07    | <0.30 |          | mg/kg |           |
|         |       |      |              | Acid Extractable Chromium (Cr)   | 2023/07/07    | <2.0  |          | mg/kg |           |



BUREAU  
VERITAS

Bureau Veritas Job #: C312998  
Report Date: 2023/07/13

Dillon Consulting Limited  
Client Project #: 22-3723  
Site Location: LAKE ENON  
Sampler Initials: BT

### QUALITY ASSURANCE REPORT(CONT'D)

| QA/QC<br>Batch | Init | QC Type      | Parameter                        | Date Analyzed | Value | Recovery | UNITS | QC Limits |
|----------------|------|--------------|----------------------------------|---------------|-------|----------|-------|-----------|
|                |      |              | Acid Extractable Cobalt (Co)     | 2023/07/07    | <1.0  |          | mg/kg |           |
|                |      |              | Acid Extractable Copper (Cu)     | 2023/07/07    | <2.0  |          | mg/kg |           |
|                |      |              | Acid Extractable Iron (Fe)       | 2023/07/07    | <50   |          | mg/kg |           |
|                |      |              | Acid Extractable Lead (Pb)       | 2023/07/07    | <0.50 |          | mg/kg |           |
|                |      |              | Acid Extractable Lithium (Li)    | 2023/07/07    | <2.0  |          | mg/kg |           |
|                |      |              | Acid Extractable Manganese (Mn)  | 2023/07/07    | <2.0  |          | mg/kg |           |
|                |      |              | Acid Extractable Mercury (Hg)    | 2023/07/07    | <0.10 |          | mg/kg |           |
|                |      |              | Acid Extractable Molybdenum (Mo) | 2023/07/07    | <2.0  |          | mg/kg |           |
|                |      |              | Acid Extractable Nickel (Ni)     | 2023/07/07    | <2.0  |          | mg/kg |           |
|                |      |              | Acid Extractable Rubidium (Rb)   | 2023/07/07    | <2.0  |          | mg/kg |           |
|                |      |              | Acid Extractable Selenium (Se)   | 2023/07/07    | <0.50 |          | mg/kg |           |
|                |      |              | Acid Extractable Silver (Ag)     | 2023/07/07    | <0.50 |          | mg/kg |           |
|                |      |              | Acid Extractable Strontium (Sr)  | 2023/07/07    | <5.0  |          | mg/kg |           |
|                |      |              | Acid Extractable Thallium (Tl)   | 2023/07/07    | <0.10 |          | mg/kg |           |
|                |      |              | Acid Extractable Tin (Sn)        | 2023/07/07    | <1.0  |          | mg/kg |           |
|                |      |              | Acid Extractable Uranium (U)     | 2023/07/07    | <0.10 |          | mg/kg |           |
|                |      |              | Acid Extractable Vanadium (V)    | 2023/07/07    | <2.0  |          | mg/kg |           |
|                |      |              | Acid Extractable Zinc (Zn)       | 2023/07/07    | <5.0  |          | mg/kg |           |
| 8774011        | LKE  | RPD          | Acid Extractable Aluminum (Al)   | 2023/07/07    | 0.84  |          | %     | 35        |
|                |      |              | Acid Extractable Antimony (Sb)   | 2023/07/07    | NC    |          | %     | 35        |
|                |      |              | Acid Extractable Arsenic (As)    | 2023/07/07    | 0.34  |          | %     | 35        |
|                |      |              | Acid Extractable Barium (Ba)     | 2023/07/07    | 4.0   |          | %     | 35        |
|                |      |              | Acid Extractable Beryllium (Be)  | 2023/07/07    | NC    |          | %     | 35        |
|                |      |              | Acid Extractable Bismuth (Bi)    | 2023/07/07    | NC    |          | %     | 35        |
|                |      |              | Acid Extractable Boron (B)       | 2023/07/07    | NC    |          | %     | 35        |
|                |      |              | Acid Extractable Cadmium (Cd)    | 2023/07/07    | NC    |          | %     | 35        |
|                |      |              | Acid Extractable Chromium (Cr)   | 2023/07/07    | 2.4   |          | %     | 35        |
|                |      |              | Acid Extractable Cobalt (Co)     | 2023/07/07    | 0.80  |          | %     | 35        |
|                |      |              | Acid Extractable Copper (Cu)     | 2023/07/07    | 1.7   |          | %     | 35        |
|                |      |              | Acid Extractable Iron (Fe)       | 2023/07/07    | 0.61  |          | %     | 35        |
|                |      |              | Acid Extractable Lead (Pb)       | 2023/07/07    | 3.4   |          | %     | 35        |
|                |      |              | Acid Extractable Lithium (Li)    | 2023/07/07    | 0.91  |          | %     | 35        |
|                |      |              | Acid Extractable Manganese (Mn)  | 2023/07/07    | 11    |          | %     | 35        |
|                |      |              | Acid Extractable Mercury (Hg)    | 2023/07/07    | NC    |          | %     | 35        |
|                |      |              | Acid Extractable Molybdenum (Mo) | 2023/07/07    | NC    |          | %     | 35        |
|                |      |              | Acid Extractable Nickel (Ni)     | 2023/07/07    | 3.0   |          | %     | 35        |
|                |      |              | Acid Extractable Rubidium (Rb)   | 2023/07/07    | 2.1   |          | %     | 35        |
|                |      |              | Acid Extractable Selenium (Se)   | 2023/07/07    | NC    |          | %     | 35        |
|                |      |              | Acid Extractable Silver (Ag)     | 2023/07/07    | NC    |          | %     | 35        |
|                |      |              | Acid Extractable Strontium (Sr)  | 2023/07/07    | 7.5   |          | %     | 35        |
|                |      |              | Acid Extractable Thallium (Tl)   | 2023/07/07    | 6.5   |          | %     | 35        |
|                |      |              | Acid Extractable Tin (Sn)        | 2023/07/07    | 8.7   |          | %     | 35        |
|                |      |              | Acid Extractable Uranium (U)     | 2023/07/07    | 7.4   |          | %     | 35        |
|                |      |              | Acid Extractable Vanadium (V)    | 2023/07/07    | 0.38  |          | %     | 35        |
|                |      |              | Acid Extractable Zinc (Zn)       | 2023/07/07    | 0.10  |          | %     | 35        |
| 8778028        | LKE  | Matrix Spike | Acid Extractable Antimony (Sb)   | 2023/07/11    |       | 107      | %     | 75 - 125  |
|                |      |              | Acid Extractable Arsenic (As)    | 2023/07/11    |       | 86       | %     | 75 - 125  |
|                |      |              | Acid Extractable Barium (Ba)     | 2023/07/11    |       | NC       | %     | 75 - 125  |
|                |      |              | Acid Extractable Beryllium (Be)  | 2023/07/11    |       | 85       | %     | 75 - 125  |
|                |      |              | Acid Extractable Bismuth (Bi)    | 2023/07/11    |       | 89       | %     | 75 - 125  |
|                |      |              | Acid Extractable Boron (B)       | 2023/07/11    |       | 91       | %     | 75 - 125  |
|                |      |              | Acid Extractable Cadmium (Cd)    | 2023/07/11    |       | 85       | %     | 75 - 125  |
|                |      |              | Acid Extractable Chromium (Cr)   | 2023/07/11    |       | 88       | %     | 75 - 125  |



BUREAU  
VERITAS

Bureau Veritas Job #: C312998  
Report Date: 2023/07/13

Dillon Consulting Limited  
Client Project #: 22-3723  
Site Location: LAKE ENON  
Sampler Initials: BT

### QUALITY ASSURANCE REPORT(CONT'D)

| QA/QC<br>Batch | Init | QC Type      | Parameter                        | Date Analyzed | Value | Recovery | UNITS | QC Limits |
|----------------|------|--------------|----------------------------------|---------------|-------|----------|-------|-----------|
|                |      |              | Acid Extractable Cobalt (Co)     | 2023/07/11    |       | 84       | %     | 75 - 125  |
|                |      |              | Acid Extractable Copper (Cu)     | 2023/07/11    |       | 89       | %     | 75 - 125  |
|                |      |              | Acid Extractable Lead (Pb)       | 2023/07/11    |       | NC       | %     | 75 - 125  |
|                |      |              | Acid Extractable Lithium (Li)    | 2023/07/11    |       | 97       | %     | 75 - 125  |
|                |      |              | Acid Extractable Manganese (Mn)  | 2023/07/11    |       | NC       | %     | 75 - 125  |
|                |      |              | Acid Extractable Mercury (Hg)    | 2023/07/11    |       | 85       | %     | 75 - 125  |
|                |      |              | Acid Extractable Molybdenum (Mo) | 2023/07/11    |       | 88       | %     | 75 - 125  |
|                |      |              | Acid Extractable Nickel (Ni)     | 2023/07/11    |       | 85       | %     | 75 - 125  |
|                |      |              | Acid Extractable Rubidium (Rb)   | 2023/07/11    |       | 86       | %     | 75 - 125  |
|                |      |              | Acid Extractable Selenium (Se)   | 2023/07/11    |       | 86       | %     | 75 - 125  |
|                |      |              | Acid Extractable Silver (Ag)     | 2023/07/11    |       | 85       | %     | 75 - 125  |
|                |      |              | Acid Extractable Strontium (Sr)  | 2023/07/11    |       | 92       | %     | 75 - 125  |
|                |      |              | Acid Extractable Thallium (Tl)   | 2023/07/11    |       | 87       | %     | 75 - 125  |
|                |      |              | Acid Extractable Tin (Sn)        | 2023/07/11    |       | NC       | %     | 75 - 125  |
|                |      |              | Acid Extractable Uranium (U)     | 2023/07/11    |       | 95       | %     | 75 - 125  |
|                |      |              | Acid Extractable Vanadium (V)    | 2023/07/11    |       | 93       | %     | 75 - 125  |
|                |      |              | Acid Extractable Zinc (Zn)       | 2023/07/11    |       | NC       | %     | 75 - 125  |
| 8778028        | LKE  | Spiked Blank | Acid Extractable Antimony (Sb)   | 2023/07/10    |       | 98       | %     | 75 - 125  |
|                |      |              | Acid Extractable Arsenic (As)    | 2023/07/10    |       | 88       | %     | 75 - 125  |
|                |      |              | Acid Extractable Barium (Ba)     | 2023/07/10    |       | 92       | %     | 75 - 125  |
|                |      |              | Acid Extractable Beryllium (Be)  | 2023/07/10    |       | 86       | %     | 75 - 125  |
|                |      |              | Acid Extractable Bismuth (Bi)    | 2023/07/10    |       | 91       | %     | 75 - 125  |
|                |      |              | Acid Extractable Boron (B)       | 2023/07/10    |       | 89       | %     | 75 - 125  |
|                |      |              | Acid Extractable Cadmium (Cd)    | 2023/07/10    |       | 91       | %     | 75 - 125  |
|                |      |              | Acid Extractable Chromium (Cr)   | 2023/07/10    |       | 88       | %     | 75 - 125  |
|                |      |              | Acid Extractable Cobalt (Co)     | 2023/07/10    |       | 90       | %     | 75 - 125  |
|                |      |              | Acid Extractable Copper (Cu)     | 2023/07/10    |       | 89       | %     | 75 - 125  |
|                |      |              | Acid Extractable Lead (Pb)       | 2023/07/10    |       | 91       | %     | 75 - 125  |
|                |      |              | Acid Extractable Lithium (Li)    | 2023/07/10    |       | 89       | %     | 75 - 125  |
|                |      |              | Acid Extractable Manganese (Mn)  | 2023/07/10    |       | 89       | %     | 75 - 125  |
|                |      |              | Acid Extractable Mercury (Hg)    | 2023/07/10    |       | 90       | %     | 75 - 125  |
|                |      |              | Acid Extractable Molybdenum (Mo) | 2023/07/10    |       | 94       | %     | 75 - 125  |
|                |      |              | Acid Extractable Nickel (Ni)     | 2023/07/10    |       | 89       | %     | 75 - 125  |
|                |      |              | Acid Extractable Rubidium (Rb)   | 2023/07/10    |       | 91       | %     | 75 - 125  |
|                |      |              | Acid Extractable Selenium (Se)   | 2023/07/10    |       | 92       | %     | 75 - 125  |
|                |      |              | Acid Extractable Silver (Ag)     | 2023/07/10    |       | 84       | %     | 75 - 125  |
|                |      |              | Acid Extractable Strontium (Sr)  | 2023/07/10    |       | 91       | %     | 75 - 125  |
|                |      |              | Acid Extractable Thallium (Tl)   | 2023/07/10    |       | 90       | %     | 75 - 125  |
|                |      |              | Acid Extractable Tin (Sn)        | 2023/07/10    |       | 94       | %     | 75 - 125  |
|                |      |              | Acid Extractable Uranium (U)     | 2023/07/10    |       | 98       | %     | 75 - 125  |
|                |      |              | Acid Extractable Vanadium (V)    | 2023/07/10    |       | 89       | %     | 75 - 125  |
|                |      |              | Acid Extractable Zinc (Zn)       | 2023/07/10    |       | 92       | %     | 75 - 125  |
| 8778028        | LKE  | Method Blank | Acid Extractable Aluminum (Al)   | 2023/07/10    | <10   |          | mg/kg |           |
|                |      |              | Acid Extractable Antimony (Sb)   | 2023/07/10    | <2.0  |          | mg/kg |           |
|                |      |              | Acid Extractable Arsenic (As)    | 2023/07/10    | <2.0  |          | mg/kg |           |
|                |      |              | Acid Extractable Barium (Ba)     | 2023/07/10    | <5.0  |          | mg/kg |           |
|                |      |              | Acid Extractable Beryllium (Be)  | 2023/07/10    | <1.0  |          | mg/kg |           |
|                |      |              | Acid Extractable Bismuth (Bi)    | 2023/07/10    | <2.0  |          | mg/kg |           |
|                |      |              | Acid Extractable Boron (B)       | 2023/07/10    | <50   |          | mg/kg |           |
|                |      |              | Acid Extractable Cadmium (Cd)    | 2023/07/10    | <0.30 |          | mg/kg |           |
|                |      |              | Acid Extractable Chromium (Cr)   | 2023/07/10    | <2.0  |          | mg/kg |           |
|                |      |              | Acid Extractable Cobalt (Co)     | 2023/07/10    | <1.0  |          | mg/kg |           |
|                |      |              | Acid Extractable Copper (Cu)     | 2023/07/10    | <2.0  |          | mg/kg |           |



BUREAU  
VERITAS

Bureau Veritas Job #: C312998  
Report Date: 2023/07/13

Dillon Consulting Limited  
Client Project #: 22-3723  
Site Location: LAKE ENON  
Sampler Initials: BT

### QUALITY ASSURANCE REPORT(CONT'D)

| QA/QC<br>Batch | Init | QC Type | Parameter                        | Date Analyzed | Value  | Recovery | UNITS | QC Limits |
|----------------|------|---------|----------------------------------|---------------|--------|----------|-------|-----------|
|                |      |         | Acid Extractable Iron (Fe)       | 2023/07/10    | <50    |          | mg/kg |           |
|                |      |         | Acid Extractable Lead (Pb)       | 2023/07/10    | <0.50  |          | mg/kg |           |
|                |      |         | Acid Extractable Lithium (Li)    | 2023/07/10    | <2.0   |          | mg/kg |           |
|                |      |         | Acid Extractable Manganese (Mn)  | 2023/07/10    | <2.0   |          | mg/kg |           |
|                |      |         | Acid Extractable Mercury (Hg)    | 2023/07/10    | <0.10  |          | mg/kg |           |
|                |      |         | Acid Extractable Molybdenum (Mo) | 2023/07/10    | <2.0   |          | mg/kg |           |
|                |      |         | Acid Extractable Nickel (Ni)     | 2023/07/10    | <2.0   |          | mg/kg |           |
|                |      |         | Acid Extractable Rubidium (Rb)   | 2023/07/10    | <2.0   |          | mg/kg |           |
|                |      |         | Acid Extractable Selenium (Se)   | 2023/07/10    | <0.50  |          | mg/kg |           |
|                |      |         | Acid Extractable Silver (Ag)     | 2023/07/10    | <0.50  |          | mg/kg |           |
|                |      |         | Acid Extractable Strontium (Sr)  | 2023/07/10    | <5.0   |          | mg/kg |           |
|                |      |         | Acid Extractable Thallium (Tl)   | 2023/07/10    | <0.10  |          | mg/kg |           |
|                |      |         | Acid Extractable Tin (Sn)        | 2023/07/10    | <1.0   |          | mg/kg |           |
|                |      |         | Acid Extractable Uranium (U)     | 2023/07/10    | <0.10  |          | mg/kg |           |
|                |      |         | Acid Extractable Vanadium (V)    | 2023/07/10    | <2.0   |          | mg/kg |           |
|                |      |         | Acid Extractable Zinc (Zn)       | 2023/07/10    | <5.0   |          | mg/kg |           |
| 8778028        | LKE  | RPD     | Acid Extractable Aluminum (Al)   | 2023/07/11    | 3.4    |          | %     | 35        |
|                |      |         | Acid Extractable Antimony (Sb)   | 2023/07/11    | NC     |          | %     | 35        |
|                |      |         | Acid Extractable Arsenic (As)    | 2023/07/11    | NC     |          | %     | 35        |
|                |      |         | Acid Extractable Barium (Ba)     | 2023/07/11    | 4.3    |          | %     | 35        |
|                |      |         | Acid Extractable Beryllium (Be)  | 2023/07/11    | NC     |          | %     | 35        |
|                |      |         | Acid Extractable Bismuth (Bi)    | 2023/07/11    | NC     |          | %     | 35        |
|                |      |         | Acid Extractable Boron (B)       | 2023/07/11    | NC     |          | %     | 35        |
|                |      |         | Acid Extractable Cadmium (Cd)    | 2023/07/11    | 54 (2) |          | %     | 35        |
|                |      |         | Acid Extractable Chromium (Cr)   | 2023/07/11    | 2.3    |          | %     | 35        |
|                |      |         | Acid Extractable Cobalt (Co)     | 2023/07/11    | 1.2    |          | %     | 35        |
|                |      |         | Acid Extractable Copper (Cu)     | 2023/07/11    | 2.1    |          | %     | 35        |
|                |      |         | Acid Extractable Iron (Fe)       | 2023/07/11    | 4.9    |          | %     | 35        |
|                |      |         | Acid Extractable Lead (Pb)       | 2023/07/11    | 8.6    |          | %     | 35        |
|                |      |         | Acid Extractable Lithium (Li)    | 2023/07/11    | 5.8    |          | %     | 35        |
|                |      |         | Acid Extractable Manganese (Mn)  | 2023/07/11    | 1.4    |          | %     | 35        |
|                |      |         | Acid Extractable Mercury (Hg)    | 2023/07/11    | NC     |          | %     | 35        |
|                |      |         | Acid Extractable Molybdenum (Mo) | 2023/07/11    | NC     |          | %     | 35        |
|                |      |         | Acid Extractable Nickel (Ni)     | 2023/07/11    | 1.5    |          | %     | 35        |
|                |      |         | Acid Extractable Rubidium (Rb)   | 2023/07/11    | 3.5    |          | %     | 35        |
|                |      |         | Acid Extractable Selenium (Se)   | 2023/07/11    | NC     |          | %     | 35        |
|                |      |         | Acid Extractable Silver (Ag)     | 2023/07/11    | NC     |          | %     | 35        |
|                |      |         | Acid Extractable Strontium (Sr)  | 2023/07/11    | 1.8    |          | %     | 35        |
|                |      |         | Acid Extractable Thallium (Tl)   | 2023/07/11    | 4.1    |          | %     | 35        |
|                |      |         | Acid Extractable Tin (Sn)        | 2023/07/11    | 54 (2) |          | %     | 35        |
|                |      |         | Acid Extractable Uranium (U)     | 2023/07/11    | 4.1    |          | %     | 35        |
|                |      |         | Acid Extractable Vanadium (V)    | 2023/07/11    | 2.0    |          | %     | 35        |



### QUALITY ASSURANCE REPORT(CONT'D)

| QA/QC   |      |         |                            |               |       |          |       |           |  |
|---|------|---------|----------------------------|---------------|-------|----------|-------|-----------|--|
| Batch   | Init | QC Type | Parameter                  | Date Analyzed | Value | Recovery | UNITS | QC Limits |  |
|   |      |         | Acid Extractable Zinc (Zn) | 2023/07/11    | 1.3   |          | %     | 35        |  |
| <p>Duplicate: Paired analysis of a separate portion of the same sample. Used to evaluate the variance in the measurement.</p> <p>Matrix Spike: A sample to which a known amount of the analyte of interest has been added. Used to evaluate sample matrix interference.</p> <p>Spiked Blank: A blank matrix sample to which a known amount of the analyte, usually from a second source, has been added. Used to evaluate method accuracy.</p> <p>Method Blank: A blank matrix containing all reagents used in the analytical procedure. Used to identify laboratory contamination.</p> <p>NC (Matrix Spike): The recovery in the matrix spike was not calculated. The relative difference between the concentration in the parent sample and the spike amount was too small to permit a reliable recovery calculation (matrix spike concentration was less than the native sample concentration)</p> <p>NC (Duplicate RPD): The duplicate RPD was not calculated. The concentration in the sample and/or duplicate was too low to permit a reliable RPD calculation (absolute difference &lt;= 2x RDL).</p> <p>(1) Matrix Spike exceeds acceptance limits, probable matrix interference.</p> <p>(2) Poor RPD due to sample inhomogeneity. Verified by repeat digestion and analysis.</p> |      |         |                            |               |       |          |       |           |  |



BUREAU  
VERITAS

Bureau Veritas Job #: C312998  
Report Date: 2023/07/13

Dillon Consulting Limited  
Client Project #: 22-3723  
Site Location: LAKE ENON  
Sampler Initials: BT

### VALIDATION SIGNATURE PAGE

The analytical data and all QC contained in this report were reviewed and validated by:

Janah Rhyno, Scientific Specialist



Bureau Veritas Proprietary Software  
Logiciel Propriétaire de Bureau Veritas

Automated Statchk

---

---

Bureau Veritas has procedures in place to guard against improper use of the electronic signature and have the required "signatories", as per ISO/IEC 17025, signing the reports. For Service Group specific validation, please refer to the Validation Signatures page if included, otherwise available by request. For Department specific Analyst/Supervisor validation names, please refer to the Test Summary section if included, otherwise available by request. This report is authorized by {0}, {1} responsible for {2} {3} laboratory operations.



Bureau Veritas - Partial/Rush Results

Your Project #: 22-3723  
Site#: LAKE ENON - SW  
Site Location: LAKE ENON - SW

**Attention: Nadine Wambolt**

Dillon Consulting Limited  
275 Charlotte St  
Sydney, NS  
CANADA B1P 1C6

**Report Date: 2023/08/02**  
Report #: R7746634  
Version: 1 - Partial

**CERTIFICATE OF ANALYSIS – PARTIAL RESULTS**

**BUREAU VERITAS JOB #: C3J5931**

**Received: 2023/07/04, 15:40**

Sample Matrix: Water  
# Samples Received: 1

| Analyses                                 | Quantity | Date       | Date       | Laboratory Method | Analytical Method   |
|--|----------|------------|------------|-------------------|---------------------|
|  |          | Extracted  | Analyzed   |                   |                     |
| Carbonate, Bicarbonate and Hydroxide (1) | 1        | N/A        | 2023/07/31 | N/A               | SM 24 4500-CO2 D    |
| Alkalinity (1)                           | 1        | N/A        | 2023/07/31 | ATL SOP 00142     | SM 24 2320 B        |
| Chloride (1)                             | 1        | N/A        | 2023/08/01 | ATL SOP 00014     | SM 24 4500-Cl- E m  |
| Colour (1)                               | 1        | N/A        | 2023/08/01 | ATL SOP 00020     | SM 24 2120C m       |
| Conductance - water (1)                  | 1        | N/A        | 2023/07/31 | ATL SOP 00004     | SM 24 2510B m       |
| Hardness (calculated as CaCO3) (1)       | 1        | N/A        | 2023/07/28 | ATL SOP 00048     | Auto Calc           |
| Mercury - Total (CVAA,LL) (1)            | 1        | 2023/07/20 | 2023/07/21 | ATL SOP 00026     | EPA 245.1 R3 m      |
| Metals Water Total MS (1)                | 1        | 2023/07/27 | 2023/07/27 | ATL SOP 00058     | EPA 6020B R2 m      |
| Ion Balance (% Difference) (1)           | 1        | N/A        | 2023/08/02 | N/A               | Auto Calc.          |
| Anion and Cation Sum (1)                 | 1        | N/A        | 2023/07/31 | N/A               | Auto Calc.          |
| Nitrogen Ammonia - water (1)             | 1        | N/A        | 2023/07/24 | ATL SOP 00015     | EPA 350.1 R2 m      |
| Nitrogen - Nitrate + Nitrite (1)         | 1        | N/A        | 2023/08/02 | ATL SOP 00016     | USGS I-2547-11m     |
| Nitrogen - Nitrite (1)                   | 1        | N/A        | 2023/08/01 | ATL SOP 00017     | SM 24 4500-NO2- B m |
| Nitrogen - Nitrate (as N) (1)            | 1        | N/A        | 2023/08/02 | ATL SOP 00018     | ASTM D3867-16       |
| pH (1, 2)                                | 1        | N/A        | 2023/07/31 | ATL SOP 00003     | SM 24 4500-H+ B m   |
| Phosphorus - ortho (1)                   | 1        | N/A        | 2023/08/01 | ATL SOP 00021     | SM 24 4500-P E m    |
| Sat. pH and Langelier Index (@ 20C) (1)  | 1        | N/A        | 2023/08/02 | ATL SOP 00049     | Auto Calc.          |
| Sat. pH and Langelier Index (@ 4C) (1)   | 1        | N/A        | 2023/08/02 | ATL SOP 00049     | Auto Calc.          |
| Reactive Silica (1)                      | 1        | N/A        | 2023/08/01 | ATL SOP 00022     | EPA 366.0 m         |
| Sulphate (1)                             | 1        | N/A        | 2023/08/01 | ATL SOP 00023     | ASTM D516-16 m      |
| Total Dissolved Solids (TDS calc) (1)    | 1        | N/A        | 2023/08/02 | N/A               | Auto Calc.          |
| Organic carbon - Total (TOC) (1, 3)      | 1        | N/A        | 2023/07/31 | ATL SOP 00203     | SM 24 5310B m       |
| Turbidity (1)                            | 1        | N/A        | 2023/07/31 | ATL SOP 00011     | EPA 180.1 R2 m      |

**Remarks:**  
Bureau Veritas is accredited to ISO/IEC 17025 for specific parameters on scopes of accreditation. Unless otherwise noted, procedures used by Bureau Veritas are based upon recognized Provincial, Federal or US method compendia such as CCME, MELCCFP, EPA, APHA.

All work recorded herein has been done in accordance with procedures and practices ordinarily exercised by professionals in Bureau Veritas' profession using accepted testing methodologies, quality assurance and quality control procedures (except where otherwise agreed by the client and Bureau Veritas in writing). All data is in statistical control and has met quality control and method performance criteria unless otherwise noted. All method blanks are reported; unless indicated otherwise, associated sample data are not blank corrected. Where applicable, unless otherwise noted, Measurement Uncertainty has not been accounted for when stating conformity to the referenced standard.



Your Project #: 22-3723  
Site#: LAKE ENON - SW  
Site Location: LAKE ENON - SW

**Attention: Nadine Wambolt**

Dillon Consulting Limited  
275 Charlotte St  
Sydney, NS  
CANADA B1P 1C6

**Report Date: 2023/08/02**  
Report #: R7746634  
Version: 1 - Partial

**CERTIFICATE OF ANALYSIS – PARTIAL RESULTS**

**BUREAU VERITAS JOB #: C3J5931**

**Received: 2023/07/04, 15:40**

Bureau Veritas liability is limited to the actual cost of the requested analyses, unless otherwise agreed in writing. There is no other warranty expressed or implied. Bureau Veritas has been retained to provide analysis of samples provided by the Client using the testing methodology referenced in this report. Interpretation and use of test results are the sole responsibility of the Client and are not within the scope of services provided by Bureau Veritas, unless otherwise agreed in writing. Bureau Veritas is not responsible for the accuracy or any data impacts, that result from the information provided by the customer or their agent.

Solid sample results, except biota, are based on dry weight unless otherwise indicated. Organic analyses are not recovery corrected except for isotope dilution methods.

Results relate to samples tested. When sampling is not conducted by Bureau Veritas, results relate to the supplied samples tested.

This Certificate shall not be reproduced except in full, without the written approval of the laboratory.

Reference Method suffix "m" indicates test methods incorporate validated modifications from specific reference methods to improve performance.

\* RPDs calculated using raw data. The rounding of final results may result in the apparent difference.

(1) This test was performed by Bureau Veritas Bedford, 200 Bluewater Rd Suite 105, Bedford, NS, B4B 1G9

(2) The APHA Standard Method requires pH to be analyzed within 15 minutes of sampling and therefore field analysis is required for compliance. All Laboratory pH analyses in this report are reported past the APHA Standard Method holding time.

(3) TOC / DOC present in the sample should be considered as non-purgeable TOC / DOC.

Encryption Key



**AUTHORIZED REPORT  
RAPPORT AUTORISÉ**

Bureau Veritas

02 Aug 2023 15:00:45

Please direct all questions regarding this Certificate of Analysis to:

Natalie MacAskill, Key Account Specialist

Email: Natalie.MacAskill@bureauveritas.com

Phone# (902)567-1255 Ext:17

=====  
This report has been generated and distributed using a secure automated process.

Bureau Veritas has procedures in place to guard against improper use of the electronic signature and have the required "signatories", as per ISO/IEC 17025, signing the reports. For Service Group specific validation, please refer to the Validation Signatures page if included, otherwise available by request. For Department specific Analyst/Supervisor validation names, please refer to the Test Summary section if included, otherwise available by request. This report is authorized by Kathy (Keeping) Martin, Laboratory Manager responsible for Nova Scotia Environmental laboratory operations.

Bureau Veritas - Partial/Rush Results



RESULTS OF ANALYSES OF WATER

|  |              |                     |            |                 |
|--|--------------|---------------------|------------|-----------------|
| <b>Bureau Veritas ID</b>   |              | WHC267              |            |                 |
| <b>Sampling Date</b>   |              | 2023/07/04<br>10:13 |            |                 |
|  | <b>UNITS</b> | <b>SW23</b>         | <b>RDL</b> | <b>QC Batch</b> |
| <b>Calculated Parameters</b>   |              |                     |            |                 |
| Anion Sum  | me/L         | 1.45                | N/A        | 8783146         |
| Bicarb. Alkalinity (calc. as CaCO3)  | mg/L         | 30                  | 1.0        | 8783143         |
| Calculated TDS   | mg/L         | 82                  | 1.0        | 8783150         |
| Carb. Alkalinity (calc. as CaCO3)  | mg/L         | <1.0                | 1.0        | 8783143         |
| Cation Sum   | me/L         | 1.28                | N/A        | 8783146         |
| Hardness (CaCO3)   | mg/L         | 52                  | 1.0        | 8783144         |
| Ion Balance (% Difference)   | %            | 6.23                | N/A        | 8783145         |
| Langelier Index (@ 20C)  | N/A          | -0.979              |            | 8783148         |
| Langelier Index (@ 4C)   | N/A          | -1.23               |            | 8783149         |
| Nitrate (N)  | mg/L         | <0.050              | 0.050      | 8783147         |
| Saturation pH (@ 20C)  | N/A          | 8.59                |            | 8783148         |
| Saturation pH (@ 4C)   | N/A          | 8.84                |            | 8783149         |
| <b>Inorganics</b>  |              |                     |            |                 |
| Total Alkalinity (Total as CaCO3)  | mg/L         | 31                  | 2.0        | 8822461         |
| Dissolved Chloride (Cl-)   | mg/L         | 8.5                 | 1.0        | 8823207         |
| Colour   | TCU          | 8.6                 | 5.0        | 8823344         |
| Nitrate + Nitrite (N)  | mg/L         | <0.050              | 0.050      | 8823350         |
| Nitrite (N)  | mg/L         | 0.029               | 0.010      | 8823354         |
| Nitrogen (Ammonia Nitrogen)  | mg/L         | <0.050              | 0.050      | 8804136         |
| Total Organic Carbon (C)   | mg/L         | 3.0                 | 0.50       | 8822373         |
| Orthophosphate (P)   | mg/L         | <0.010              | 0.010      | 8823347         |
| pH   | pH           | 7.61                |            | 8822449         |
| Reactive Silica (SiO2)   | mg/L         | 1.2                 | 0.50       | 8823340         |
| Dissolved Sulphate (SO4)   | mg/L         | 29                  | 2.0        | 8823337         |
| Turbidity  | NTU          | 0.46                | 0.10       | 8822522         |
| Conductivity   | uS/cm        | 130                 | 1.0        | 8822457         |
| RDL = Reportable Detection Limit<br>QC Batch = Quality Control Batch<br>N/A = Not Applicable |              |                     |            |                 |

Bureau Veritas - Partial/Rush Results



BUREAU  
VERITAS

Bureau Veritas Job #: C3J5931  
Report Date: 2023/08/02

Dillon Consulting Limited  
Client Project #: 22-3723  
Site Location: LAKE ENON - SW  
Sampler Initials: JM

**MERCURY BY COLD VAPOUR AA (WATER)**

|  |              |                     |            |                 |
|--|--------------|---------------------|------------|-----------------|
| <b>Bureau Veritas ID</b>   |              | WHC267              |            |                 |
| <b>Sampling Date</b>   |              | 2023/07/04<br>10:13 |            |                 |
|  | <b>UNITS</b> | <b>SW23</b>         | <b>RDL</b> | <b>QC Batch</b> |
| <b>Metals</b>  |              |                     |            |                 |
| Total Mercury (Hg)   | ug/L         | <0.013              | 0.013      | 8800983         |
| RDL = Reportable Detection Limit<br>QC Batch = Quality Control Batch |              |                     |            |                 |

Bureau Veritas - Partial/Rush Results



BUREAU  
VERITAS

Bureau Veritas Job #: C3J5931  
Report Date: 2023/08/02

Dillon Consulting Limited  
Client Project #: 22-3723  
Site Location: LAKE ENON - SW  
Sampler Initials: JM

### ELEMENTS BY ICP/MS (WATER)

| Bureau Veritas ID                |       | WHC267              |       |          |
|----------------------------------|-------|---------------------|-------|----------|
| Sampling Date                    |       | 2023/07/04<br>10:13 |       |          |
|                                  | UNITS | SW23                | RDL   | QC Batch |
| <b>Metals</b>                    |       |                     |       |          |
| Total Aluminum (Al)              | ug/L  | 25                  | 5.0   | 8815388  |
| Total Antimony (Sb)              | ug/L  | <1.0                | 1.0   | 8815388  |
| Total Arsenic (As)               | ug/L  | <1.0                | 1.0   | 8815388  |
| Total Barium (Ba)                | ug/L  | 84                  | 1.0   | 8815388  |
| Total Beryllium (Be)             | ug/L  | <0.10               | 0.10  | 8815388  |
| Total Bismuth (Bi)               | ug/L  | <2.0                | 2.0   | 8815388  |
| Total Boron (B)                  | ug/L  | <50                 | 50    | 8815388  |
| Total Cadmium (Cd)               | ug/L  | 0.017               | 0.010 | 8815388  |
| Total Calcium (Ca)               | ug/L  | 18000               | 100   | 8815388  |
| Total Chromium (Cr)              | ug/L  | <1.0                | 1.0   | 8815388  |
| Total Cobalt (Co)                | ug/L  | <0.40               | 0.40  | 8815388  |
| Total Copper (Cu)                | ug/L  | <0.50               | 0.50  | 8815388  |
| Total Iron (Fe)                  | ug/L  | <50                 | 50    | 8815388  |
| Total Lead (Pb)                  | ug/L  | <0.50               | 0.50  | 8815388  |
| Total Magnesium (Mg)             | ug/L  | 1700                | 100   | 8815388  |
| Total Manganese (Mn)             | ug/L  | 20                  | 2.0   | 8815388  |
| Total Molybdenum (Mo)            | ug/L  | <2.0                | 2.0   | 8815388  |
| Total Nickel (Ni)                | ug/L  | <2.0                | 2.0   | 8815388  |
| Total Phosphorus (P)             | ug/L  | <100                | 100   | 8815388  |
| Total Potassium (K)              | ug/L  | 410                 | 100   | 8815388  |
| Total Selenium (Se)              | ug/L  | <0.50               | 0.50  | 8815388  |
| Total Silver (Ag)                | ug/L  | <0.10               | 0.10  | 8815388  |
| Total Sodium (Na)                | ug/L  | 5400                | 100   | 8815388  |
| Total Strontium (Sr)             | ug/L  | 2100                | 2.0   | 8815388  |
| Total Thallium (Tl)              | ug/L  | <0.10               | 0.10  | 8815388  |
| Total Tin (Sn)                   | ug/L  | <2.0                | 2.0   | 8815388  |
| Total Titanium (Ti)              | ug/L  | <2.0                | 2.0   | 8815388  |
| Total Uranium (U)                | ug/L  | <0.10               | 0.10  | 8815388  |
| Total Vanadium (V)               | ug/L  | <2.0                | 2.0   | 8815388  |
| Total Zinc (Zn)                  | ug/L  | <5.0                | 5.0   | 8815388  |
| RDL = Reportable Detection Limit |       |                     |       |          |
| QC Batch = Quality Control Batch |       |                     |       |          |

Bureau Veritas - Partial/Rush Results



BUREAU  
VERITAS

Bureau Veritas Job #: C3J5931  
Report Date: 2023/08/02

Dillon Consulting Limited  
Client Project #: 22-3723  
Site Location: LAKE ENON - SW  
Sampler Initials: JM

### GENERAL COMMENTS

Sample WHC267 [SW23] : RCap Ion Balance acceptable. Anion/cation agreement within 0.2 meq/L. NOX < NO2 : Both values fall within the method uncertainty for duplicates and are likely equivalent.

**Results relate only to the items tested.**

Bureau Veritas - Partial/Rush Results



BUREAU  
VERITAS

Bureau Veritas Job #: C3J5931  
Report Date: 2023/08/02

Dillon Consulting Limited  
Client Project #: 22-3723  
Site Location: LAKE ENON - SW  
Sampler Initials: JM

### QUALITY ASSURANCE REPORT

| QA/QC | Batch   | Init | QC Type         | Parameter                   | Date Analyzed | Value  | Recovery | UNITS | QC Limits |
|-------|---------|------|-----------------|-----------------------------|---------------|--------|----------|-------|-----------|
|       | 8800983 | SGK  | Matrix Spike    | Total Mercury (Hg)          | 2023/07/21    |        | 98       | %     | 80 - 120  |
|       | 8800983 | SGK  | Spiked Blank    | Total Mercury (Hg)          | 2023/07/21    |        | 97       | %     | 80 - 120  |
|       | 8800983 | SGK  | Method Blank    | Total Mercury (Hg)          | 2023/07/21    | <0.013 |          | ug/L  |           |
|       | 8800983 | SGK  | RPD [WHC267-05] | Total Mercury (Hg)          | 2023/07/21    | NC     |          | %     | 20        |
|       | 8804136 | TGO  | Matrix Spike    | Nitrogen (Ammonia Nitrogen) | 2023/07/24    |        | NC       | %     | 80 - 120  |
|       | 8804136 | TGO  | Spiked Blank    | Nitrogen (Ammonia Nitrogen) | 2023/07/24    |        | 98       | %     | 80 - 120  |
|       | 8804136 | TGO  | Method Blank    | Nitrogen (Ammonia Nitrogen) | 2023/07/24    | <0.050 |          | mg/L  |           |
|       | 8804136 | TGO  | RPD             | Nitrogen (Ammonia Nitrogen) | 2023/07/24    | 11     |          | %     | 20        |
|       | 8815388 | JHY  | Matrix Spike    | Total Aluminum (Al)         | 2023/07/27    |        | NC       | %     | 80 - 120  |
|       |         |      |                 | Total Antimony (Sb)         | 2023/07/27    |        | 102      | %     | 80 - 120  |
|       |         |      |                 | Total Arsenic (As)          | 2023/07/27    |        | 98       | %     | 80 - 120  |
|       |         |      |                 | Total Barium (Ba)           | 2023/07/27    |        | NC       | %     | 80 - 120  |
|       |         |      |                 | Total Beryllium (Be)        | 2023/07/27    |        | 97       | %     | 80 - 120  |
|       |         |      |                 | Total Bismuth (Bi)          | 2023/07/27    |        | 97       | %     | 80 - 120  |
|       |         |      |                 | Total Boron (B)             | 2023/07/27    |        | 101      | %     | 80 - 120  |
|       |         |      |                 | Total Cadmium (Cd)          | 2023/07/27    |        | 102      | %     | 80 - 120  |
|       |         |      |                 | Total Calcium (Ca)          | 2023/07/27    |        | NC       | %     | 80 - 120  |
|       |         |      |                 | Total Chromium (Cr)         | 2023/07/27    |        | 98       | %     | 80 - 120  |
|       |         |      |                 | Total Cobalt (Co)           | 2023/07/27    |        | 98       | %     | 80 - 120  |
|       |         |      |                 | Total Copper (Cu)           | 2023/07/27    |        | 97       | %     | 80 - 120  |
|       |         |      |                 | Total Iron (Fe)             | 2023/07/27    |        | NC       | %     | 80 - 120  |
|       |         |      |                 | Total Lead (Pb)             | 2023/07/27    |        | 99       | %     | 80 - 120  |
|       |         |      |                 | Total Magnesium (Mg)        | 2023/07/27    |        | NC       | %     | 80 - 120  |
|       |         |      |                 | Total Manganese (Mn)        | 2023/07/27    |        | NC       | %     | 80 - 120  |
|       |         |      |                 | Total Molybdenum (Mo)       | 2023/07/27    |        | 105      | %     | 80 - 120  |
|       |         |      |                 | Total Nickel (Ni)           | 2023/07/27    |        | 100      | %     | 80 - 120  |
|       |         |      |                 | Total Phosphorus (P)        | 2023/07/27    |        | 103      | %     | 80 - 120  |
|       |         |      |                 | Total Potassium (K)         | 2023/07/27    |        | 99       | %     | 80 - 120  |
|       |         |      |                 | Total Selenium (Se)         | 2023/07/27    |        | 101      | %     | 80 - 120  |
|       |         |      |                 | Total Silver (Ag)           | 2023/07/27    |        | 100      | %     | 80 - 120  |
|       |         |      |                 | Total Sodium (Na)           | 2023/07/27    |        | NC       | %     | 80 - 120  |
|       |         |      |                 | Total Strontium (Sr)        | 2023/07/27    |        | NC       | %     | 80 - 120  |
|       |         |      |                 | Total Thallium (Tl)         | 2023/07/27    |        | 100      | %     | 80 - 120  |
|       |         |      |                 | Total Tin (Sn)              | 2023/07/27    |        | 101      | %     | 80 - 120  |
|       |         |      |                 | Total Titanium (Ti)         | 2023/07/27    |        | 102      | %     | 80 - 120  |
|       |         |      |                 | Total Uranium (U)           | 2023/07/27    |        | 107      | %     | 80 - 120  |
|       |         |      |                 | Total Vanadium (V)          | 2023/07/27    |        | 102      | %     | 80 - 120  |
|       |         |      |                 | Total Zinc (Zn)             | 2023/07/27    |        | 97       | %     | 80 - 120  |
|       | 8815388 | JHY  | Spiked Blank    | Total Aluminum (Al)         | 2023/07/27    |        | 95       | %     | 80 - 120  |
|       |         |      |                 | Total Antimony (Sb)         | 2023/07/27    |        | 98       | %     | 80 - 120  |
|       |         |      |                 | Total Arsenic (As)          | 2023/07/27    |        | 94       | %     | 80 - 120  |
|       |         |      |                 | Total Barium (Ba)           | 2023/07/27    |        | 94       | %     | 80 - 120  |
|       |         |      |                 | Total Beryllium (Be)        | 2023/07/27    |        | 96       | %     | 80 - 120  |
|       |         |      |                 | Total Bismuth (Bi)          | 2023/07/27    |        | 96       | %     | 80 - 120  |
|       |         |      |                 | Total Boron (B)             | 2023/07/27    |        | 99       | %     | 80 - 120  |
|       |         |      |                 | Total Cadmium (Cd)          | 2023/07/27    |        | 98       | %     | 80 - 120  |
|       |         |      |                 | Total Calcium (Ca)          | 2023/07/27    |        | 98       | %     | 80 - 120  |
|       |         |      |                 | Total Chromium (Cr)         | 2023/07/27    |        | 95       | %     | 80 - 120  |
|       |         |      |                 | Total Cobalt (Co)           | 2023/07/27    |        | 97       | %     | 80 - 120  |
|       |         |      |                 | Total Copper (Cu)           | 2023/07/27    |        | 97       | %     | 80 - 120  |
|       |         |      |                 | Total Iron (Fe)             | 2023/07/27    |        | 99       | %     | 80 - 120  |
|       |         |      |                 | Total Lead (Pb)             | 2023/07/27    |        | 96       | %     | 80 - 120  |
|       |         |      |                 | Total Magnesium (Mg)        | 2023/07/27    |        | 98       | %     | 80 - 120  |

Bureau Veritas - Partial/Rush Results



BUREAU  
VERITAS

Bureau Veritas Job #: C3J5931  
Report Date: 2023/08/02

Dillon Consulting Limited  
Client Project #: 22-3723  
Site Location: LAKE ENON - SW  
Sampler Initials: JM

### QUALITY ASSURANCE REPORT(CONT'D)

| QA/QC<br>Batch | Init | QC Type         | Parameter             | Date Analyzed | Value  | Recovery | UNITS | QC Limits |
|----------------|------|-----------------|-----------------------|---------------|--------|----------|-------|-----------|
|                |      |                 | Total Manganese (Mn)  | 2023/07/27    |        | 96       | %     | 80 - 120  |
|                |      |                 | Total Molybdenum (Mo) | 2023/07/27    |        | 98       | %     | 80 - 120  |
|                |      |                 | Total Nickel (Ni)     | 2023/07/27    |        | 98       | %     | 80 - 120  |
|                |      |                 | Total Phosphorus (P)  | 2023/07/27    |        | 99       | %     | 80 - 120  |
|                |      |                 | Total Potassium (K)   | 2023/07/27    |        | 98       | %     | 80 - 120  |
|                |      |                 | Total Selenium (Se)   | 2023/07/27    |        | 98       | %     | 80 - 120  |
|                |      |                 | Total Silver (Ag)     | 2023/07/27    |        | 96       | %     | 80 - 120  |
|                |      |                 | Total Sodium (Na)     | 2023/07/27    |        | 98       | %     | 80 - 120  |
|                |      |                 | Total Strontium (Sr)  | 2023/07/27    |        | 98       | %     | 80 - 120  |
|                |      |                 | Total Thallium (Tl)   | 2023/07/27    |        | 97       | %     | 80 - 120  |
|                |      |                 | Total Tin (Sn)        | 2023/07/27    |        | 99       | %     | 80 - 120  |
|                |      |                 | Total Titanium (Ti)   | 2023/07/27    |        | 97       | %     | 80 - 120  |
|                |      |                 | Total Uranium (U)     | 2023/07/27    |        | 101      | %     | 80 - 120  |
|                |      |                 | Total Vanadium (V)    | 2023/07/27    |        | 98       | %     | 80 - 120  |
|                |      |                 | Total Zinc (Zn)       | 2023/07/27    |        | 96       | %     | 80 - 120  |
| 8815388        | JHY  | Method Blank    | Total Aluminum (Al)   | 2023/07/27    | <5.0   |          | ug/L  |           |
|                |      |                 | Total Antimony (Sb)   | 2023/07/27    | <1.0   |          | ug/L  |           |
|                |      |                 | Total Arsenic (As)    | 2023/07/27    | <1.0   |          | ug/L  |           |
|                |      |                 | Total Barium (Ba)     | 2023/07/27    | <1.0   |          | ug/L  |           |
|                |      |                 | Total Beryllium (Be)  | 2023/07/27    | <0.10  |          | ug/L  |           |
|                |      |                 | Total Bismuth (Bi)    | 2023/07/27    | <2.0   |          | ug/L  |           |
|                |      |                 | Total Boron (B)       | 2023/07/27    | <50    |          | ug/L  |           |
|                |      |                 | Total Cadmium (Cd)    | 2023/07/27    | <0.010 |          | ug/L  |           |
|                |      |                 | Total Calcium (Ca)    | 2023/07/27    | <100   |          | ug/L  |           |
|                |      |                 | Total Chromium (Cr)   | 2023/07/27    | <1.0   |          | ug/L  |           |
|                |      |                 | Total Cobalt (Co)     | 2023/07/27    | <0.40  |          | ug/L  |           |
|                |      |                 | Total Copper (Cu)     | 2023/07/27    | <0.50  |          | ug/L  |           |
|                |      |                 | Total Iron (Fe)       | 2023/07/27    | <50    |          | ug/L  |           |
|                |      |                 | Total Lead (Pb)       | 2023/07/27    | <0.50  |          | ug/L  |           |
|                |      |                 | Total Magnesium (Mg)  | 2023/07/27    | <100   |          | ug/L  |           |
|                |      |                 | Total Manganese (Mn)  | 2023/07/27    | <2.0   |          | ug/L  |           |
|                |      |                 | Total Molybdenum (Mo) | 2023/07/27    | <2.0   |          | ug/L  |           |
|                |      |                 | Total Nickel (Ni)     | 2023/07/27    | <2.0   |          | ug/L  |           |
|                |      |                 | Total Phosphorus (P)  | 2023/07/27    | <100   |          | ug/L  |           |
|                |      |                 | Total Potassium (K)   | 2023/07/27    | <100   |          | ug/L  |           |
|                |      |                 | Total Selenium (Se)   | 2023/07/27    | <0.50  |          | ug/L  |           |
|                |      |                 | Total Silver (Ag)     | 2023/07/27    | <0.10  |          | ug/L  |           |
|                |      |                 | Total Sodium (Na)     | 2023/07/27    | <100   |          | ug/L  |           |
|                |      |                 | Total Strontium (Sr)  | 2023/07/27    | <2.0   |          | ug/L  |           |
|                |      |                 | Total Thallium (Tl)   | 2023/07/27    | <0.10  |          | ug/L  |           |
|                |      |                 | Total Tin (Sn)        | 2023/07/27    | <2.0   |          | ug/L  |           |
|                |      |                 | Total Titanium (Ti)   | 2023/07/27    | <2.0   |          | ug/L  |           |
|                |      |                 | Total Uranium (U)     | 2023/07/27    | <0.10  |          | ug/L  |           |
|                |      |                 | Total Vanadium (V)    | 2023/07/27    | <2.0   |          | ug/L  |           |
|                |      |                 | Total Zinc (Zn)       | 2023/07/27    | <5.0   |          | ug/L  |           |
| 8815388        | JHY  | RPD [WHC267-02] | Total Aluminum (Al)   | 2023/07/27    | 11     |          | %     | 20        |
|                |      |                 | Total Antimony (Sb)   | 2023/07/27    | NC     |          | %     | 20        |
|                |      |                 | Total Arsenic (As)    | 2023/07/27    | NC     |          | %     | 20        |
|                |      |                 | Total Barium (Ba)     | 2023/07/27    | 2.3    |          | %     | 20        |
|                |      |                 | Total Beryllium (Be)  | 2023/07/27    | NC     |          | %     | 20        |
|                |      |                 | Total Bismuth (Bi)    | 2023/07/27    | NC     |          | %     | 20        |
|                |      |                 | Total Boron (B)       | 2023/07/27    | NC     |          | %     | 20        |
|                |      |                 | Total Cadmium (Cd)    | 2023/07/27    | 16     |          | %     | 20        |

Bureau Veritas - Partial/Rush Results



BUREAU  
VERITAS

Bureau Veritas Job #: C3J5931  
Report Date: 2023/08/02

Dillon Consulting Limited  
Client Project #: 22-3723  
Site Location: LAKE ENON - SW  
Sampler Initials: JM

### QUALITY ASSURANCE REPORT(CONT'D)

| QA/QC Batch | Init | QC Type                  | Parameter                         | Date Analyzed | Value  | Recovery | UNITS | QC Limits |
|-------------|------|--------------------------|-----------------------------------|---------------|--------|----------|-------|-----------|
|             |      |                          | Total Calcium (Ca)                | 2023/07/27    | 0.50   |          | %     | 20        |
|             |      |                          | Total Chromium (Cr)               | 2023/07/27    | NC     |          | %     | 20        |
|             |      |                          | Total Cobalt (Co)                 | 2023/07/27    | NC     |          | %     | 20        |
|             |      |                          | Total Copper (Cu)                 | 2023/07/27    | NC     |          | %     | 20        |
|             |      |                          | Total Iron (Fe)                   | 2023/07/27    | NC     |          | %     | 20        |
|             |      |                          | Total Lead (Pb)                   | 2023/07/27    | NC     |          | %     | 20        |
|             |      |                          | Total Magnesium (Mg)              | 2023/07/27    | 0.68   |          | %     | 20        |
|             |      |                          | Total Manganese (Mn)              | 2023/07/27    | 0.22   |          | %     | 20        |
|             |      |                          | Total Molybdenum (Mo)             | 2023/07/27    | NC     |          | %     | 20        |
|             |      |                          | Total Nickel (Ni)                 | 2023/07/27    | NC     |          | %     | 20        |
|             |      |                          | Total Phosphorus (P)              | 2023/07/27    | NC     |          | %     | 20        |
|             |      |                          | Total Potassium (K)               | 2023/07/27    | 2.4    |          | %     | 20        |
|             |      |                          | Total Selenium (Se)               | 2023/07/27    | NC     |          | %     | 20        |
|             |      |                          | Total Silver (Ag)                 | 2023/07/27    | NC     |          | %     | 20        |
|             |      |                          | Total Sodium (Na)                 | 2023/07/27    | 1.1    |          | %     | 20        |
|             |      |                          | Total Strontium (Sr)              | 2023/07/27    | 1.8    |          | %     | 20        |
|             |      |                          | Total Thallium (Tl)               | 2023/07/27    | NC     |          | %     | 20        |
|             |      |                          | Total Tin (Sn)                    | 2023/07/27    | NC     |          | %     | 20        |
|             |      |                          | Total Titanium (Ti)               | 2023/07/27    | NC     |          | %     | 20        |
|             |      |                          | Total Uranium (U)                 | 2023/07/27    | NC     |          | %     | 20        |
|             |      |                          | Total Vanadium (V)                | 2023/07/27    | NC     |          | %     | 20        |
|             |      |                          | Total Zinc (Zn)                   | 2023/07/27    | NC     |          | %     | 20        |
| 8822373     | CPP  | Matrix Spike [WHC272-04] | Total Organic Carbon (C)          | 2023/07/31    |        | 103      | %     | 85 - 115  |
| 8822373     | CPP  | Spiked Blank             | Total Organic Carbon (C)          | 2023/07/31    |        | 98       | %     | 80 - 120  |
| 8822373     | CPP  | Method Blank             | Total Organic Carbon (C)          | 2023/07/31    | <0.50  |          | mg/L  |           |
| 8822373     | CPP  | RPD [WHC272-04]          | Total Organic Carbon (C)          | 2023/07/31    | 0.099  |          | %     | 15        |
| 8822449     | LJV  | Spiked Blank             | pH                                | 2023/07/31    |        | 100      | %     | 97 - 103  |
| 8822449     | LJV  | RPD [WHC269-01]          | pH                                | 2023/07/31    | 0.44   |          | %     | N/A       |
| 8822457     | LJV  | Spiked Blank             | Conductivity                      | 2023/07/31    |        | 103      | %     | 80 - 120  |
| 8822457     | LJV  | Method Blank             | Conductivity                      | 2023/07/31    | <1.0   |          | uS/cm |           |
| 8822457     | LJV  | RPD [WHC269-01]          | Conductivity                      | 2023/07/31    | 0.70   |          | %     | 10        |
| 8822461     | LJV  | Spiked Blank             | Total Alkalinity (Total as CaCO3) | 2023/07/31    |        | 95       | %     | 80 - 120  |
| 8822461     | LJV  | Method Blank             | Total Alkalinity (Total as CaCO3) | 2023/07/31    | <2.0   |          | mg/L  |           |
| 8822461     | LJV  | RPD [WHC269-01]          | Total Alkalinity (Total as CaCO3) | 2023/07/31    | 2.5    |          | %     | 20        |
| 8822522     | LJV  | QC Standard              | Turbidity                         | 2023/07/31    |        | 99       | %     | 80 - 120  |
| 8822522     | LJV  | Spiked Blank             | Turbidity                         | 2023/07/31    |        | 100      | %     | 80 - 120  |
| 8822522     | LJV  | Method Blank             | Turbidity                         | 2023/07/31    | <0.10  |          | NTU   |           |
| 8822522     | LJV  | RPD [WHC270-01]          | Turbidity                         | 2023/07/31    | 48 (1) |          | %     | 20        |
| 8823207     | MCN  | Matrix Spike             | Dissolved Chloride (Cl-)          | 2023/08/01    |        | NC       | %     | 80 - 120  |
| 8823207     | MCN  | Spiked Blank             | Dissolved Chloride (Cl-)          | 2023/08/01    |        | 96       | %     | 80 - 120  |
| 8823207     | MCN  | Method Blank             | Dissolved Chloride (Cl-)          | 2023/08/01    | <1.0   |          | mg/L  |           |
| 8823207     | MCN  | RPD                      | Dissolved Chloride (Cl-)          | 2023/08/01    | 0.16   |          | %     | 20        |
| 8823337     | MCN  | Matrix Spike             | Dissolved Sulphate (SO4)          | 2023/08/01    |        | NC       | %     | 80 - 120  |
| 8823337     | MCN  | Spiked Blank             | Dissolved Sulphate (SO4)          | 2023/08/01    |        | 102      | %     | 80 - 120  |
| 8823337     | MCN  | Method Blank             | Dissolved Sulphate (SO4)          | 2023/08/01    | <2.0   |          | mg/L  |           |
| 8823337     | MCN  | RPD                      | Dissolved Sulphate (SO4)          | 2023/08/01    | 0.40   |          | %     | 20        |
| 8823340     | MCN  | Matrix Spike             | Reactive Silica (SiO2)            | 2023/08/01    |        | NC       | %     | 80 - 120  |
| 8823340     | MCN  | Spiked Blank             | Reactive Silica (SiO2)            | 2023/08/01    |        | 92       | %     | 80 - 120  |
| 8823340     | MCN  | Method Blank             | Reactive Silica (SiO2)            | 2023/08/01    | <0.50  |          | mg/L  |           |
| 8823340     | MCN  | RPD                      | Reactive Silica (SiO2)            | 2023/08/01    | 0.64   |          | %     | 20        |
| 8823344     | MCN  | Spiked Blank             | Colour                            | 2023/08/01    |        | 108      | %     | 80 - 120  |
| 8823344     | MCN  | Method Blank             | Colour                            | 2023/08/01    | <5.0   |          | TCU   |           |

Bureau Veritas - Partial/Rush Results



BUREAU  
VERITAS

Bureau Veritas Job #: C3J5931  
Report Date: 2023/08/02

Dillon Consulting Limited  
Client Project #: 22-3723  
Site Location: LAKE ENON - SW  
Sampler Initials: JM

### QUALITY ASSURANCE REPORT(CONT'D)

| QA/QC Batch | Init | QC Type      | Parameter             | Date Analyzed | Value  | Recovery | UNITS | QC Limits |
|-------------|------|--------------|-----------------------|---------------|--------|----------|-------|-----------|
| 8823344     | MCN  | RPD          | Colour                | 2023/08/01    | NC     |          | %     | 20        |
| 8823347     | MCN  | Matrix Spike | Orthophosphate (P)    | 2023/08/01    |        | 94       | %     | 80 - 120  |
| 8823347     | MCN  | Spiked Blank | Orthophosphate (P)    | 2023/08/01    |        | 95       | %     | 80 - 120  |
| 8823347     | MCN  | Method Blank | Orthophosphate (P)    | 2023/08/01    | <0.010 |          | mg/L  |           |
| 8823347     | MCN  | RPD          | Orthophosphate (P)    | 2023/08/01    | NC     |          | %     | 20        |
| 8823350     | MCN  | Matrix Spike | Nitrate + Nitrite (N) | 2023/08/02    |        | 102      | %     | 80 - 120  |
| 8823350     | MCN  | Spiked Blank | Nitrate + Nitrite (N) | 2023/08/02    |        | 100      | %     | 80 - 120  |
| 8823350     | MCN  | Method Blank | Nitrate + Nitrite (N) | 2023/08/02    | <0.050 |          | mg/L  |           |
| 8823350     | MCN  | RPD          | Nitrate + Nitrite (N) | 2023/08/02    | NC     |          | %     | 20        |
| 8823354     | MCN  | Matrix Spike | Nitrite (N)           | 2023/08/01    |        | 105      | %     | 80 - 120  |
| 8823354     | MCN  | Spiked Blank | Nitrite (N)           | 2023/08/01    |        | 101      | %     | 80 - 120  |
| 8823354     | MCN  | Method Blank | Nitrite (N)           | 2023/08/01    | <0.010 |          | mg/L  |           |
| 8823354     | MCN  | RPD          | Nitrite (N)           | 2023/08/01    | NC     |          | %     | 20        |

N/A = Not Applicable

Duplicate: Paired analysis of a separate portion of the same sample. Used to evaluate the variance in the measurement.

Matrix Spike: A sample to which a known amount of the analyte of interest has been added. Used to evaluate sample matrix interference.

QC Standard: A sample of known concentration prepared by an external agency under stringent conditions. Used as an independent check of method accuracy.

Spiked Blank: A blank matrix sample to which a known amount of the analyte, usually from a second source, has been added. Used to evaluate method accuracy.

Method Blank: A blank matrix containing all reagents used in the analytical procedure. Used to identify laboratory contamination.

NC (Matrix Spike): The recovery in the matrix spike was not calculated. The relative difference between the concentration in the parent sample and the spike amount was too small to permit a reliable recovery calculation (matrix spike concentration was less than the native sample concentration)

NC (Duplicate RPD): The duplicate RPD was not calculated. The concentration in the sample and/or duplicate was too low to permit a reliable RPD calculation (absolute difference <= 2x RDL).

(1) Recovery or RPD for this parameter is outside control limits. The overall quality control for this analysis meets acceptability criteria.

Bureau Veritas - Partial/Rush Results



BUREAU  
VERITAS

Bureau Veritas Job #: C3J5931  
Report Date: 2023/08/02

Dillon Consulting Limited  
Client Project #: 22-3723  
Site Location: LAKE ENON - SW  
Sampler Initials: JM

### VALIDATION SIGNATURE PAGE

The analytical data and all QC contained in this report were reviewed and validated by:



Automated Statchk

---

Bureau Veritas has procedures in place to guard against improper use of the electronic signature and have the required "signatories", as per ISO/IEC 17025, signing the reports. For Service Group specific validation, please refer to the Validation Signatures page if included, otherwise available by request. For Department specific Analyst/Supervisor validation names, please refer to the Test Summary section if included, otherwise available by request. This report is authorized by {0}, {1} responsible for {2} {3} laboratory operations.

Bureau Veritas - Partial/Rush Results



Your Project #: 22-3723  
 Site#: LAKE ENON - SW  
 Site Location: LAKE ENON - SW

**Attention: Nadine Wambolt**

Dillon Consulting Limited  
 275 Charlotte St  
 Sydney, NS  
 CANADA B1P 1C6

**Report Date: 2023/08/02**  
 Report #: R7746667  
 Version: 2 - Final

**CERTIFICATE OF ANALYSIS**

**BUREAU VERITAS JOB #: C3J5931**

**Received: 2023/07/04, 15:40**

Sample Matrix: Water  
 # Samples Received: 13

| Analyses                                 | Quantity | Date       |            | Laboratory Method | Analytical Method   |
|--|----------|------------|------------|-------------------|---------------------|
|  |          | Extracted  | Analyzed   |                   |                     |
| Carbonate, Bicarbonate and Hydroxide (1) | 13       | N/A        | 2023/07/31 | N/A               | SM 24 4500-CO2 D    |
| Alkalinity (1)                           | 13       | N/A        | 2023/07/31 | ATL SOP 00142     | SM 24 2320 B        |
| Chloride (1)                             | 13       | N/A        | 2023/08/01 | ATL SOP 00014     | SM 24 4500-Cl- E m  |
| Colour (1)                               | 13       | N/A        | 2023/08/01 | ATL SOP 00020     | SM 24 2120C m       |
| Conductance - water (1)                  | 13       | N/A        | 2023/07/31 | ATL SOP 00004     | SM 24 2510B m       |
| Hardness (calculated as CaCO3) (1)       | 2        | N/A        | 2023/07/24 | ATL SOP 00048     | Auto Calc           |
| Hardness (calculated as CaCO3) (1)       | 10       | N/A        | 2023/07/26 | ATL SOP 00048     | Auto Calc           |
| Hardness (calculated as CaCO3) (1)       | 1        | N/A        | 2023/07/28 | ATL SOP 00048     | Auto Calc           |
| Mercury - Total (CVAA,LL) (1)            | 1        | 2023/07/14 | 2023/07/17 | ATL SOP 00026     | EPA 245.1 R3 m      |
| Mercury - Total (CVAA,LL) (1)            | 11       | 2023/07/17 | 2023/07/18 | ATL SOP 00026     | EPA 245.1 R3 m      |
| Mercury - Total (CVAA,LL) (1)            | 1        | 2023/07/20 | 2023/07/21 | ATL SOP 00026     | EPA 245.1 R3 m      |
| Metals Water Total MS (1)                | 2        | 2023/07/21 | 2023/07/24 | ATL SOP 00058     | EPA 6020B R2 m      |
| Metals Water Total MS (1)                | 10       | 2023/07/25 | 2023/07/25 | ATL SOP 00058     | EPA 6020B R2 m      |
| Metals Water Total MS (1)                | 1        | 2023/07/27 | 2023/07/27 | ATL SOP 00058     | EPA 6020B R2 m      |
| Ion Balance (% Difference) (1)           | 13       | N/A        | 2023/08/02 | N/A               | Auto Calc.          |
| Anion and Cation Sum (1)                 | 13       | N/A        | 2023/07/31 | N/A               | Auto Calc.          |
| Nitrogen Ammonia - water (1)             | 12       | N/A        | 2023/07/18 | ATL SOP 00015     | EPA 350.1 R2 m      |
| Nitrogen Ammonia - water (1)             | 1        | N/A        | 2023/07/24 | ATL SOP 00015     | EPA 350.1 R2 m      |
| Nitrogen - Nitrate + Nitrite (1)         | 13       | N/A        | 2023/08/02 | ATL SOP 00016     | USGS I-2547-11m     |
| Nitrogen - Nitrite (1)                   | 13       | N/A        | 2023/08/01 | ATL SOP 00017     | SM 24 4500-NO2- B m |
| Nitrogen - Nitrate (as N) (1)            | 13       | N/A        | 2023/08/02 | ATL SOP 00018     | ASTM D3867-16       |
| pH (1, 2)                                | 13       | N/A        | 2023/07/31 | ATL SOP 00003     | SM 24 4500-H+ B m   |
| Phosphorus - ortho (1)                   | 13       | N/A        | 2023/08/01 | ATL SOP 00021     | SM 24 4500-P E m    |
| Sat. pH and Langelier Index (@ 20C) (1)  | 13       | N/A        | 2023/08/02 | ATL SOP 00049     | Auto Calc.          |
| Sat. pH and Langelier Index (@ 4C) (1)   | 13       | N/A        | 2023/08/02 | ATL SOP 00049     | Auto Calc.          |
| Reactive Silica (1)                      | 13       | N/A        | 2023/08/01 | ATL SOP 00022     | EPA 366.0 m         |
| Sulphate (1)                             | 13       | N/A        | 2023/08/01 | ATL SOP 00023     | ASTM D516-16 m      |
| Total Dissolved Solids (TDS calc) (1)    | 13       | N/A        | 2023/08/02 | N/A               | Auto Calc.          |
| Organic carbon - Total (TOC) (1, 3)      | 13       | N/A        | 2023/07/31 | ATL SOP 00203     | SM 24 5310B m       |
| Turbidity (1)                            | 13       | N/A        | 2023/07/31 | ATL SOP 00011     | EPA 180.1 R2 m      |

**Remarks:**



Your Project #: 22-3723  
Site#: LAKE ENON - SW  
Site Location: LAKE ENON - SW

**Attention: Nadine Wambolt**

Dillon Consulting Limited  
275 Charlotte St  
Sydney, NS  
CANADA B1P 1C6

**Report Date: 2023/08/02**  
Report #: R7746667  
Version: 2 - Final

**CERTIFICATE OF ANALYSIS**

**BUREAU VERITAS JOB #: C3J5931**

**Received: 2023/07/04, 15:40**

Bureau Veritas is accredited to ISO/IEC 17025 for specific parameters on scopes of accreditation. Unless otherwise noted, procedures used by Bureau Veritas are based upon recognized Provincial, Federal or US method compendia such as CCME, MELCCFP, EPA, APHA.

All work recorded herein has been done in accordance with procedures and practices ordinarily exercised by professionals in Bureau Veritas' profession using accepted testing methodologies, quality assurance and quality control procedures (except where otherwise agreed by the client and Bureau Veritas in writing). All data is in statistical control and has met quality control and method performance criteria unless otherwise noted. All method blanks are reported; unless indicated otherwise, associated sample data are not blank corrected. Where applicable, unless otherwise noted, Measurement Uncertainty has not been accounted for when stating conformity to the referenced standard.

Bureau Veritas liability is limited to the actual cost of the requested analyses, unless otherwise agreed in writing. There is no other warranty expressed or implied. Bureau Veritas has been retained to provide analysis of samples provided by the Client using the testing methodology referenced in this report. Interpretation and use of test results are the sole responsibility of the Client and are not within the scope of services provided by Bureau Veritas, unless otherwise agreed in writing. Bureau Veritas is not responsible for the accuracy or any data impacts, that result from the information provided by the customer or their agent.

Solid sample results, except biota, are based on dry weight unless otherwise indicated. Organic analyses are not recovery corrected except for isotope dilution methods.

Results relate to samples tested. When sampling is not conducted by Bureau Veritas, results relate to the supplied samples tested.

This Certificate shall not be reproduced except in full, without the written approval of the laboratory.

Reference Method suffix "m" indicates test methods incorporate validated modifications from specific reference methods to improve performance.

\* RPDs calculated using raw data. The rounding of final results may result in the apparent difference.

(1) This test was performed by Bureau Veritas Bedford, 200 Bluewater Rd Suite 105, Bedford, NS, B4B 1G9

(2) The APHA Standard Method requires pH to be analyzed within 15 minutes of sampling and therefore field analysis is required for compliance. All Laboratory pH analyses in this report are reported past the APHA Standard Method holding time.

(3) TOC / DOC present in the sample should be considered as non-purgeable TOC / DOC.

Encryption Key



Bureau Veritas

02 Aug 2023 15:20:03

Please direct all questions regarding this Certificate of Analysis to:

Natalie MacAskill, Key Account Specialist  
Email: Natalie.MacAskill@bureauveritas.com  
Phone# (902)567-1255 Ext:17

=====

Bureau Veritas has procedures in place to guard against improper use of the electronic signature and have the required "signatories", as per ISO/IEC 17025, signing the reports. For Service Group specific validation, please refer to the Validation Signatures page if included, otherwise available by request. For Department specific Analyst/Supervisor validation names, please refer to the Test Summary section if included, otherwise available by request. This report is authorized by Kathy (Keeping) Martin, Laboratory Manager responsible for Nova Scotia Environmental laboratory operations.



BUREAU  
VERITAS

Bureau Veritas Job #: C3J5931  
Report Date: 2023/08/02

Dillon Consulting Limited  
Client Project #: 22-3723  
Site Location: LAKE ENON - SW  
Sampler Initials: JM

### RESULTS OF ANALYSES OF WATER

| Bureau Veritas ID |       | WHC211              | WHC251              | WHC255              | WHC257              | WHC260              |          | WHC261              |     |          |
|-------------------|-------|---------------------|---------------------|---------------------|---------------------|---------------------|----------|---------------------|-----|----------|
| Sampling Date     |       | 2023/07/04<br>10:56 | 2023/07/04<br>12:30 | 2023/07/04<br>12:01 | 2023/07/04<br>10:47 | 2023/07/04<br>10:29 |          | 2023/07/04<br>11:50 |     |          |
|                   | UNITS | SW11                | SW12                | SW14                | SW15                | SW16                | QC Batch | SW17                | RDL | QC Batch |

#### Calculated Parameters

|                                     |      |        |        |       |        |        |         |        |       |         |
|-------------------------------------|------|--------|--------|-------|--------|--------|---------|--------|-------|---------|
| Anion Sum                           | me/L | 1.41   | 1.06   | 1.33  | 1.39   | 1.43   | 8768335 | 1.39   | N/A   | 8768335 |
| Bicarb. Alkalinity (calc. as CaCO3) | mg/L | 29     | 27     | 25    | 27     | 27     | 8768332 | 28     | 1.0   | 8768332 |
| Calculated TDS                      | mg/L | 82     | 65     | 79    | 81     | 83     | 8768635 | 81     | 1.0   | 8768635 |
| Carb. Alkalinity (calc. as CaCO3)   | mg/L | <1.0   | <1.0   | <1.0  | <1.0   | <1.0   | 8768332 | <1.0   | 1.0   | 8768332 |
| Cation Sum                          | me/L | 1.31   | 1.28   | 1.27  | 1.33   | 1.32   | 8768335 | 1.33   | N/A   | 8768335 |
| Hardness (CaCO3)                    | mg/L | 53     | 52     | 51    | 53     | 52     | 8768333 | 53     | 1.0   | 8768333 |
| Ion Balance (% Difference)          | %    | 3.68   | 9.40   | 2.31  | 2.21   | 4.00   | 8768334 | 2.21   | N/A   | 8768334 |
| Langelier Index (@ 20C)             | N/A  | -1.01  | -1.01  | -1.09 | -1.02  | -1.05  | 8768632 | -1.00  |       | 8768632 |
| Langelier Index (@ 4C)              | N/A  | -1.27  | -1.26  | -1.34 | -1.27  | -1.30  | 8768634 | -1.25  |       | 8768634 |
| Nitrate (N)                         | mg/L | <0.050 | <0.050 | 0.058 | <0.050 | <0.050 | 8768336 | <0.050 | 0.050 | 8768336 |
| Saturation pH (@ 20C)               | N/A  | 8.61   | 8.63   | 8.69  | 8.63   | 8.65   | 8768632 | 8.61   |       | 8768632 |
| Saturation pH (@ 4C)                | N/A  | 8.86   | 8.88   | 8.94  | 8.88   | 8.90   | 8768634 | 8.86   |       | 8768634 |

#### Inorganics

|                                   |       |        |        |        |        |        |         |        |       |         |
|-----------------------------------|-------|--------|--------|--------|--------|--------|---------|--------|-------|---------|
| Total Alkalinity (Total as CaCO3) | mg/L  | 29     | 27     | 25     | 27     | 27     | 8822461 | 28     | 2.0   | 8822461 |
| Dissolved Chloride (Cl-)          | mg/L  | 8.6    | 8.4    | 8.4    | 8.4    | 11     | 8823221 | 8.3    | 1.0   | 8823221 |
| Colour                            | TCU   | 6.9    | 7.4    | 7.5    | 6.9    | 7.0    | 8823363 | 6.1    | 5.0   | 8823363 |
| Nitrate + Nitrite (N)             | mg/L  | <0.050 | <0.050 | 0.058  | <0.050 | <0.050 | 8823369 | <0.050 | 0.050 | 8823369 |
| Nitrite (N)                       | mg/L  | <0.010 | <0.010 | <0.010 | <0.010 | <0.010 | 8823372 | <0.010 | 0.010 | 8823372 |
| Nitrogen (Ammonia Nitrogen)       | mg/L  | <0.050 | <0.050 | <0.050 | <0.050 | <0.050 | 8793799 | <0.050 | 0.050 | 8793799 |
| Total Organic Carbon (C)          | mg/L  | 3.0    | 3.0    | 3.0    | 3.1    | 3.0    | 8822373 | 3.0    | 0.50  | 8822373 |
| Orthophosphate (P)                | mg/L  | <0.010 | <0.010 | <0.010 | <0.010 | <0.010 | 8823365 | <0.010 | 0.010 | 8823365 |
| pH                                | pH    | 7.60   | 7.62   | 7.60   | 7.61   | 7.60   | 8822449 | 7.61   |       | 8822449 |
| Reactive Silica (SiO2)            | mg/L  | 1.2    | 1.2    | 1.2    | 1.2    | 1.3    | 8823358 | 1.2    | 0.50  | 8823358 |
| Dissolved Sulphate (SO4)          | mg/L  | 28     | 14     | 28     | 29     | 28     | 8823356 | 28     | 2.0   | 8823356 |
| Turbidity                         | NTU   | 0.58   | 0.58   | 0.61   | 0.62   | 0.57   | 8822522 | 0.68   | 0.10  | 8822841 |
| Conductivity                      | uS/cm | 130    | 140    | 130    | 130    | 130    | 8822457 | 130    | 1.0   | 8822457 |

RDL = Reportable Detection Limit

QC Batch = Quality Control Batch

N/A = Not Applicable



BUREAU  
VERITAS

Bureau Veritas Job #: C3J5931  
Report Date: 2023/08/02

Dillon Consulting Limited  
Client Project #: 22-3723  
Site Location: LAKE ENON - SW  
Sampler Initials: JM

### RESULTS OF ANALYSES OF WATER

| Bureau Veritas ID  |       | WHC262              |          | WHC263              | WHC264              |          | WHC267              |       |          |
|--|-------|---------------------|----------|---------------------|---------------------|----------|---------------------|-------|----------|
| Sampling Date  |       | 2023/07/04<br>10:39 |          | 2023/07/04<br>10:21 | 2023/07/04<br>12:09 |          | 2023/07/04<br>10:13 |       |          |
|  | UNITS | SW18                | QC Batch | SW19                | SW20                | QC Batch | SW23                | RDL   | QC Batch |
| <b>Calculated Parameters</b>   |       |                     |          |                     |                     |          |                     |       |          |
| Anion Sum  | me/L  | 1.38                | 8768335  | 1.39                | 1.39                | 8768335  | 1.45                | N/A   | 8783146  |
| Bicarb. Alkalinity (calc. as CaCO3)  | mg/L  | 27                  | 8768332  | 28                  | 27                  | 8768332  | 30                  | 1.0   | 8783143  |
| Calculated TDS   | mg/L  | 81                  | 8768635  | 80                  | 81                  | 8768635  | 82                  | 1.0   | 8783150  |
| Carb. Alkalinity (calc. as CaCO3)  | mg/L  | <1.0                | 8768332  | <1.0                | <1.0                | 8768332  | <1.0                | 1.0   | 8783143  |
| Cation Sum   | me/L  | 1.31                | 8768335  | 1.25                | 1.32                | 8768335  | 1.28                | N/A   | 8783146  |
| Hardness (CaCO3)   | mg/L  | 52                  | 8768333  | 51                  | 53                  | 8768333  | 52                  | 1.0   | 8783144  |
| Ion Balance (% Difference)   | %     | 2.60                | 8768334  | 5.30                | 2.58                | 8768334  | 6.23                | N/A   | 8783145  |
| Langelier Index (@ 20C)  | N/A   | -1.04               | 8768632  | -1.02               | -1.04               | 8768632  | -0.979              |       | 8783148  |
| Langelier Index (@ 4C)   | N/A   | -1.30               | 8768634  | -1.28               | -1.29               | 8768634  | -1.23               |       | 8783149  |
| Nitrate (N)  | mg/L  | 0.061               | 8768336  | <0.050              | 0.073               | 8768336  | <0.050              | 0.050 | 8783147  |
| Saturation pH (@ 20C)  | N/A   | 8.64                | 8768632  | 8.64                | 8.63                | 8768632  | 8.59                |       | 8783148  |
| Saturation pH (@ 4C)   | N/A   | 8.89                | 8768634  | 8.89                | 8.89                | 8768634  | 8.84                |       | 8783149  |
| <b>Inorganics</b>  |       |                     |          |                     |                     |          |                     |       |          |
| Total Alkalinity (Total as CaCO3)  | mg/L  | 28                  | 8822461  | 28                  | 27                  | 8822461  | 31                  | 2.0   | 8822461  |
| Dissolved Chloride (Cl-)   | mg/L  | 8.5                 | 8823221  | 8.4                 | 8.4                 | 8823221  | 8.5                 | 1.0   | 8823207  |
| Colour   | TCU   | 6.7                 | 8823363  | 6.2                 | 6.8                 | 8823363  | 8.6                 | 5.0   | 8823344  |
| Nitrate + Nitrite (N)  | mg/L  | 0.061               | 8823369  | <0.050              | 0.073               | 8823369  | <0.050              | 0.050 | 8823350  |
| Nitrite (N)  | mg/L  | <0.010              | 8823372  | <0.010              | <0.010              | 8823372  | 0.029               | 0.010 | 8823354  |
| Nitrogen (Ammonia Nitrogen)  | mg/L  | <0.050              | 8793799  | <0.050              | <0.050              | 8793799  | <0.050              | 0.050 | 8804136  |
| Total Organic Carbon (C)   | mg/L  | 2.9                 | 8822373  | 3.0                 | 3.2                 | 8822373  | 3.0                 | 0.50  | 8822373  |
| Orthophosphate (P)   | mg/L  | <0.010              | 8823365  | 0.022               | <0.010              | 8823365  | <0.010              | 0.010 | 8823347  |
| pH   | pH    | 7.59                | 8822449  | 7.62                | 7.60                | 8822449  | 7.61                |       | 8822449  |
| Reactive Silica (SiO2)   | mg/L  | 1.2                 | 8823358  | 1.2                 | 1.2                 | 8823358  | 1.2                 | 0.50  | 8823340  |
| Dissolved Sulphate (SO4)   | mg/L  | 28                  | 8823356  | 28                  | 29                  | 8823356  | 29                  | 2.0   | 8823337  |
| Turbidity  | NTU   | 0.56                | 8822841  | 0.73                | 0.67                | 8822522  | 0.46                | 0.10  | 8822522  |
| Conductivity   | uS/cm | 130                 | 8822457  | 130                 | 130                 | 8822457  | 130                 | 1.0   | 8822457  |
| RDL = Reportable Detection Limit<br>QC Batch = Quality Control Batch<br>N/A = Not Applicable |       |                     |          |                     |                     |          |                     |       |          |



BUREAU  
VERITAS

Bureau Veritas Job #: C3J5931  
Report Date: 2023/08/02

Dillon Consulting Limited  
Client Project #: 22-3723  
Site Location: LAKE ENON - SW  
Sampler Initials: JM

### RESULTS OF ANALYSES OF WATER

| Bureau Veritas ID  |       | WHC269              |          | WHC270              | WHC272              |       |          |
|--|-------|---------------------|----------|---------------------|---------------------|-------|----------|
| Sampling Date  |       | 2023/07/04<br>09:58 |          | 2023/07/04<br>09:50 | 2023/07/04<br>12:01 |       |          |
|  | UNITS | SW24                | QC Batch | SW25                | SW26                | RDL   | QC Batch |
| <b>Calculated Parameters</b>   |       |                     |          |                     |                     |       |          |
| Anion Sum  | me/L  | 1.39                | 8768335  | 1.38                | 1.34                | N/A   | 8768335  |
| Bicarb. Alkalinity (calc. as CaCO3)  | mg/L  | 28                  | 8768332  | 27                  | 26                  | 1.0   | 8768332  |
| Calculated TDS   | mg/L  | 81                  | 8768635  | 80                  | 79                  | 1.0   | 8768635  |
| Carb. Alkalinity (calc. as CaCO3)  | mg/L  | <1.0                | 8768332  | <1.0                | <1.0                | 1.0   | 8768332  |
| Cation Sum   | me/L  | 1.30                | 8768335  | 1.30                | 1.28                | N/A   | 8768335  |
| Hardness (CaCO3)   | mg/L  | 52                  | 8768333  | 52                  | 52                  | 1.0   | 8768333  |
| Ion Balance (% Difference)   | %     | 3.35                | 8768334  | 2.99                | 2.29                | N/A   | 8768334  |
| Langelier Index (@ 20C)  | N/A   | -1.06               | 8768632  | -1.03               | -1.08               |       | 8768632  |
| Langelier Index (@ 4C)   | N/A   | -1.32               | 8768634  | -1.28               | -1.33               |       | 8768634  |
| Nitrate (N)  | mg/L  | <0.050              | 8768336  | <0.050              | 0.070               | 0.050 | 8768336  |
| Saturation pH (@ 20C)  | N/A   | 8.62                | 8768632  | 8.64                | 8.67                |       | 8768632  |
| Saturation pH (@ 4C)   | N/A   | 8.87                | 8768634  | 8.89                | 8.92                |       | 8768634  |
| <b>Inorganics</b>  |       |                     |          |                     |                     |       |          |
| Total Alkalinity (Total as CaCO3)  | mg/L  | 28                  | 8822461  | 27                  | 26                  | 2.0   | 8822461  |
| Dissolved Chloride (Cl-)   | mg/L  | 8.4                 | 8823221  | 8.5                 | 8.3                 | 1.0   | 8823221  |
| Colour   | TCU   | 6.8                 | 8823363  | 6.8                 | 7.9                 | 5.0   | 8823363  |
| Nitrate + Nitrite (N)  | mg/L  | <0.050              | 8823369  | <0.050              | 0.070               | 0.050 | 8823369  |
| Nitrite (N)  | mg/L  | <0.010              | 8823372  | <0.010              | <0.010              | 0.010 | 8823372  |
| Nitrogen (Ammonia Nitrogen)  | mg/L  | <0.050              | 8793799  | <0.050              | <0.050              | 0.050 | 8793799  |
| Total Organic Carbon (C)   | mg/L  | 3.0                 | 8822373  | 3.0                 | 3.0                 | 0.50  | 8822373  |
| Orthophosphate (P)   | mg/L  | <0.010              | 8823365  | <0.010              | <0.010              | 0.010 | 8823365  |
| pH   | pH    | 7.56                | 8822449  | 7.61                | 7.59                |       | 8822449  |
| Reactive Silica (SiO2)   | mg/L  | 1.2                 | 8823358  | 1.2                 | 1.3                 | 0.50  | 8823358  |
| Dissolved Sulphate (SO4)   | mg/L  | 28                  | 8823356  | 28                  | 28                  | 2.0   | 8823356  |
| Turbidity  | NTU   | 0.68                | 8822841  | 0.54                | 0.52                | 0.10  | 8822522  |
| Conductivity   | uS/cm | 130                 | 8822457  | 130                 | 130                 | 1.0   | 8822457  |
| RDL = Reportable Detection Limit<br>QC Batch = Quality Control Batch<br>N/A = Not Applicable |       |                     |          |                     |                     |       |          |



BUREAU  
VERITAS

Bureau Veritas Job #: C3J5931  
Report Date: 2023/08/02

Dillon Consulting Limited  
Client Project #: 22-3723  
Site Location: LAKE ENON - SW  
Sampler Initials: JM

### MERCURY BY COLD VAPOUR AA (WATER)

|                          |              |                     |                 |                     |                     |                     |                     |                     |            |                 |
|--------------------------|--------------|---------------------|-----------------|---------------------|---------------------|---------------------|---------------------|---------------------|------------|-----------------|
| <b>Bureau Veritas ID</b> |              | WHC211              |                 | WHC251              | WHC255              | WHC257              | WHC260              | WHC261              |            |                 |
| <b>Sampling Date</b>     |              | 2023/07/04<br>10:56 |                 | 2023/07/04<br>12:30 | 2023/07/04<br>12:01 | 2023/07/04<br>10:47 | 2023/07/04<br>10:29 | 2023/07/04<br>11:50 |            |                 |
|                          | <b>UNITS</b> | <b>SW11</b>         | <b>QC Batch</b> | <b>SW12</b>         | <b>SW14</b>         | <b>SW15</b>         | <b>SW16</b>         | <b>SW17</b>         | <b>RDL</b> | <b>QC Batch</b> |

|                                  |      |        |         |        |        |        |        |        |       |         |
|----------------------------------|------|--------|---------|--------|--------|--------|--------|--------|-------|---------|
| <b>Metals</b>                    |      |        |         |        |        |        |        |        |       |         |
| Total Mercury (Hg)               | ug/L | <0.013 | 8789130 | <0.013 | <0.013 | <0.013 | <0.013 | <0.013 | 0.013 | 8793465 |
| RDL = Reportable Detection Limit |      |        |         |        |        |        |        |        |       |         |
| QC Batch = Quality Control Batch |      |        |         |        |        |        |        |        |       |         |

|                          |              |                     |                     |                     |                 |                     |                 |                     |            |                 |
|--------------------------|--------------|---------------------|---------------------|---------------------|-----------------|---------------------|-----------------|---------------------|------------|-----------------|
| <b>Bureau Veritas ID</b> |              | WHC262              | WHC263              | WHC264              |                 | WHC267              |                 | WHC269              |            |                 |
| <b>Sampling Date</b>     |              | 2023/07/04<br>10:39 | 2023/07/04<br>10:21 | 2023/07/04<br>12:09 |                 | 2023/07/04<br>10:13 |                 | 2023/07/04<br>09:58 |            |                 |
|                          | <b>UNITS</b> | <b>SW18</b>         | <b>SW19</b>         | <b>SW20</b>         | <b>QC Batch</b> | <b>SW23</b>         | <b>QC Batch</b> | <b>SW24</b>         | <b>RDL</b> | <b>QC Batch</b> |

|                                  |      |        |        |        |         |        |         |        |       |         |
|----------------------------------|------|--------|--------|--------|---------|--------|---------|--------|-------|---------|
| <b>Metals</b>                    |      |        |        |        |         |        |         |        |       |         |
| Total Mercury (Hg)               | ug/L | <0.013 | <0.013 | <0.013 | 8793465 | <0.013 | 8800983 | <0.013 | 0.013 | 8793465 |
| RDL = Reportable Detection Limit |      |        |        |        |         |        |         |        |       |         |
| QC Batch = Quality Control Batch |      |        |        |        |         |        |         |        |       |         |

|                          |              |                     |                     |            |                 |
|--------------------------|--------------|---------------------|---------------------|------------|-----------------|
| <b>Bureau Veritas ID</b> |              | WHC270              | WHC272              |            |                 |
| <b>Sampling Date</b>     |              | 2023/07/04<br>09:50 | 2023/07/04<br>12:01 |            |                 |
|                          | <b>UNITS</b> | <b>SW25</b>         | <b>SW26</b>         | <b>RDL</b> | <b>QC Batch</b> |

|                                  |      |        |        |       |         |
|----------------------------------|------|--------|--------|-------|---------|
| <b>Metals</b>                    |      |        |        |       |         |
| Total Mercury (Hg)               | ug/L | <0.013 | <0.013 | 0.013 | 8793465 |
| RDL = Reportable Detection Limit |      |        |        |       |         |
| QC Batch = Quality Control Batch |      |        |        |       |         |



BUREAU  
VERITAS

Bureau Veritas Job #: C3J5931  
Report Date: 2023/08/02

Dillon Consulting Limited  
Client Project #: 22-3723  
Site Location: LAKE ENON - SW  
Sampler Initials: JM

### ELEMENTS BY ICP/MS (WATER)

| Bureau Veritas ID                |       | WHC211              |          | WHC251              |          | WHC255              | WHC257              | WHC260              |       |          |
|----------------------------------|-------|---------------------|----------|---------------------|----------|---------------------|---------------------|---------------------|-------|----------|
| Sampling Date                    |       | 2023/07/04<br>10:56 |          | 2023/07/04<br>12:30 |          | 2023/07/04<br>12:01 | 2023/07/04<br>10:47 | 2023/07/04<br>10:29 |       |          |
|                                  | UNITS | SW11                | QC Batch | SW12                | QC Batch | SW14                | SW15                | SW16                | RDL   | QC Batch |
| <b>Metals</b>                    |       |                     |          |                     |          |                     |                     |                     |       |          |
| Total Aluminum (Al)              | ug/L  | 26                  | 8810056  | 24                  | 8803763  | 26                  | 29                  | 28                  | 5.0   | 8810056  |
| Total Antimony (Sb)              | ug/L  | <1.0                | 8810056  | <1.0                | 8803763  | <1.0                | <1.0                | <1.0                | 1.0   | 8810056  |
| Total Arsenic (As)               | ug/L  | <1.0                | 8810056  | <1.0                | 8803763  | <1.0                | <1.0                | <1.0                | 1.0   | 8810056  |
| Total Barium (Ba)                | ug/L  | 86                  | 8810056  | 85                  | 8803763  | 84                  | 87                  | 88                  | 1.0   | 8810056  |
| Total Beryllium (Be)             | ug/L  | <0.10               | 8810056  | <0.10               | 8803763  | <0.10               | <0.10               | <0.10               | 0.10  | 8810056  |
| Total Bismuth (Bi)               | ug/L  | <2.0                | 8810056  | <2.0                | 8803763  | <2.0                | <2.0                | <2.0                | 2.0   | 8810056  |
| Total Boron (B)                  | ug/L  | <50                 | 8810056  | <50                 | 8803763  | <50                 | <50                 | <50                 | 50    | 8810056  |
| Total Cadmium (Cd)               | ug/L  | 0.014               | 8810056  | 0.011               | 8803763  | 0.015               | 0.014               | 0.014               | 0.010 | 8810056  |
| Total Calcium (Ca)               | ug/L  | 18000               | 8810056  | 18000               | 8803763  | 18000               | 18000               | 18000               | 100   | 8810056  |
| Total Chromium (Cr)              | ug/L  | <1.0                | 8810056  | <1.0                | 8803763  | <1.0                | <1.0                | <1.0                | 1.0   | 8810056  |
| Total Cobalt (Co)                | ug/L  | <0.40               | 8810056  | <0.40               | 8803763  | <0.40               | <0.40               | <0.40               | 0.40  | 8810056  |
| Total Copper (Cu)                | ug/L  | <0.50               | 8810056  | <0.50               | 8803763  | <0.50               | <0.50               | <0.50               | 0.50  | 8810056  |
| Total Iron (Fe)                  | ug/L  | <50                 | 8810056  | <50                 | 8803763  | <50                 | <50                 | <50                 | 50    | 8810056  |
| Total Lead (Pb)                  | ug/L  | <0.50               | 8810056  | <0.50               | 8803763  | <0.50               | <0.50               | <0.50               | 0.50  | 8810056  |
| Total Magnesium (Mg)             | ug/L  | 1700                | 8810056  | 1700                | 8803763  | 1700                | 1800                | 1800                | 100   | 8810056  |
| Total Manganese (Mn)             | ug/L  | 19                  | 8810056  | 23                  | 8803763  | 20                  | 20                  | 23                  | 2.0   | 8810056  |
| Total Molybdenum (Mo)            | ug/L  | <2.0                | 8810056  | <2.0                | 8803763  | <2.0                | <2.0                | <2.0                | 2.0   | 8810056  |
| Total Nickel (Ni)                | ug/L  | <2.0                | 8810056  | <2.0                | 8803763  | <2.0                | <2.0                | <2.0                | 2.0   | 8810056  |
| Total Phosphorus (P)             | ug/L  | <100                | 8810056  | <100                | 8803763  | <100                | <100                | <100                | 100   | 8810056  |
| Total Potassium (K)              | ug/L  | 450                 | 8810056  | 400                 | 8803763  | 440                 | 440                 | 450                 | 100   | 8810056  |
| Total Selenium (Se)              | ug/L  | <0.50               | 8810056  | <0.50               | 8803763  | <0.50               | <0.50               | <0.50               | 0.50  | 8810056  |
| Total Silver (Ag)                | ug/L  | <0.10               | 8810056  | <0.10               | 8803763  | <0.10               | <0.10               | <0.10               | 0.10  | 8810056  |
| Total Sodium (Na)                | ug/L  | 5600                | 8810056  | 5500                | 8803763  | 5500                | 5800                | 5900                | 100   | 8810056  |
| Total Strontium (Sr)             | ug/L  | 2000                | 8810056  | 2100                | 8803763  | 2000                | 2000                | 2100                | 2.0   | 8810056  |
| Total Thallium (Tl)              | ug/L  | <0.10               | 8810056  | <0.10               | 8803763  | <0.10               | <0.10               | <0.10               | 0.10  | 8810056  |
| Total Tin (Sn)                   | ug/L  | <2.0                | 8810056  | <2.0                | 8803763  | <2.0                | <2.0                | <2.0                | 2.0   | 8810056  |
| Total Titanium (Ti)              | ug/L  | <2.0                | 8810056  | <2.0                | 8803763  | <2.0                | <2.0                | <2.0                | 2.0   | 8810056  |
| Total Uranium (U)                | ug/L  | <0.10               | 8810056  | <0.10               | 8803763  | <0.10               | <0.10               | <0.10               | 0.10  | 8810056  |
| Total Vanadium (V)               | ug/L  | <2.0                | 8810056  | <2.0                | 8803763  | <2.0                | <2.0                | <2.0                | 2.0   | 8810056  |
| Total Zinc (Zn)                  | ug/L  | <5.0                | 8810056  | <5.0                | 8803763  | <5.0                | <5.0                | <5.0                | 5.0   | 8810056  |
| RDL = Reportable Detection Limit |       |                     |          |                     |          |                     |                     |                     |       |          |
| QC Batch = Quality Control Batch |       |                     |          |                     |          |                     |                     |                     |       |          |



BUREAU  
VERITAS

Bureau Veritas Job #: C3J5931  
Report Date: 2023/08/02

Dillon Consulting Limited  
Client Project #: 22-3723  
Site Location: LAKE ENON - SW  
Sampler Initials: JM

### ELEMENTS BY ICP/MS (WATER)

| Bureau Veritas ID                |       | WHC261              | WHC262              |          | WHC263              |          | WHC264              |          | WHC267              |       |          |
|----------------------------------|-------|---------------------|---------------------|----------|---------------------|----------|---------------------|----------|---------------------|-------|----------|
| Sampling Date                    |       | 2023/07/04<br>11:50 | 2023/07/04<br>10:39 |          | 2023/07/04<br>10:21 |          | 2023/07/04<br>12:09 |          | 2023/07/04<br>10:13 |       |          |
|                                  | UNITS | SW17                | SW18                | QC Batch | SW19                | QC Batch | SW20                | QC Batch | SW23                | RDL   | QC Batch |
| <b>Metals</b>                    |       |                     |                     |          |                     |          |                     |          |                     |       |          |
| Total Aluminum (Al)              | ug/L  | 29                  | 26                  | 8810056  | 26                  | 8803763  | 28                  | 8810056  | 25                  | 5.0   | 8815388  |
| Total Antimony (Sb)              | ug/L  | <1.0                | <1.0                | 8810056  | <1.0                | 8803763  | <1.0                | 8810056  | <1.0                | 1.0   | 8815388  |
| Total Arsenic (As)               | ug/L  | <1.0                | <1.0                | 8810056  | <1.0                | 8803763  | <1.0                | 8810056  | <1.0                | 1.0   | 8815388  |
| Total Barium (Ba)                | ug/L  | 87                  | 87                  | 8810056  | 83                  | 8803763  | 87                  | 8810056  | 84                  | 1.0   | 8815388  |
| Total Beryllium (Be)             | ug/L  | <0.10               | <0.10               | 8810056  | <0.10               | 8803763  | <0.10               | 8810056  | <0.10               | 0.10  | 8815388  |
| Total Bismuth (Bi)               | ug/L  | <2.0                | <2.0                | 8810056  | <2.0                | 8803763  | <2.0                | 8810056  | <2.0                | 2.0   | 8815388  |
| Total Boron (B)                  | ug/L  | <50                 | <50                 | 8810056  | <50                 | 8803763  | <50                 | 8810056  | <50                 | 50    | 8815388  |
| Total Cadmium (Cd)               | ug/L  | 0.013               | 0.014               | 8810056  | 0.011               | 8803763  | 0.015               | 8810056  | 0.017               | 0.010 | 8815388  |
| Total Calcium (Ca)               | ug/L  | 18000               | 18000               | 8810056  | 18000               | 8803763  | 18000               | 8810056  | 18000               | 100   | 8815388  |
| Total Chromium (Cr)              | ug/L  | <1.0                | <1.0                | 8810056  | <1.0                | 8803763  | <1.0                | 8810056  | <1.0                | 1.0   | 8815388  |
| Total Cobalt (Co)                | ug/L  | <0.40               | <0.40               | 8810056  | <0.40               | 8803763  | <0.40               | 8810056  | <0.40               | 0.40  | 8815388  |
| Total Copper (Cu)                | ug/L  | <0.50               | 0.67                | 8810056  | <0.50               | 8803763  | <0.50               | 8810056  | <0.50               | 0.50  | 8815388  |
| Total Iron (Fe)                  | ug/L  | <50                 | <50                 | 8810056  | <50                 | 8803763  | <50                 | 8810056  | <50                 | 50    | 8815388  |
| Total Lead (Pb)                  | ug/L  | <0.50               | <0.50               | 8810056  | <0.50               | 8803763  | <0.50               | 8810056  | <0.50               | 0.50  | 8815388  |
| Total Magnesium (Mg)             | ug/L  | 1800                | 1800                | 8810056  | 1600                | 8803763  | 1800                | 8810056  | 1700                | 100   | 8815388  |
| Total Manganese (Mn)             | ug/L  | 21                  | 21                  | 8810056  | 19                  | 8803763  | 22                  | 8810056  | 20                  | 2.0   | 8815388  |
| Total Molybdenum (Mo)            | ug/L  | <2.0                | <2.0                | 8810056  | <2.0                | 8803763  | <2.0                | 8810056  | <2.0                | 2.0   | 8815388  |
| Total Nickel (Ni)                | ug/L  | <2.0                | <2.0                | 8810056  | <2.0                | 8803763  | <2.0                | 8810056  | <2.0                | 2.0   | 8815388  |
| Total Phosphorus (P)             | ug/L  | <100                | <100                | 8810056  | <100                | 8803763  | <100                | 8810056  | <100                | 100   | 8815388  |
| Total Potassium (K)              | ug/L  | 460                 | 440                 | 8810056  | 400                 | 8803763  | 440                 | 8810056  | 410                 | 100   | 8815388  |
| Total Selenium (Se)              | ug/L  | <0.50               | <0.50               | 8810056  | <0.50               | 8803763  | <0.50               | 8810056  | <0.50               | 0.50  | 8815388  |
| Total Silver (Ag)                | ug/L  | <0.10               | <0.10               | 8810056  | <0.10               | 8803763  | <0.10               | 8810056  | <0.10               | 0.10  | 8815388  |
| Total Sodium (Na)                | ug/L  | 5800                | 5800                | 8810056  | 5300                | 8803763  | 5700                | 8810056  | 5400                | 100   | 8815388  |
| Total Strontium (Sr)             | ug/L  | 2000                | 2000                | 8810056  | 2000                | 8803763  | 2000                | 8810056  | 2100                | 2.0   | 8815388  |
| Total Thallium (Tl)              | ug/L  | <0.10               | <0.10               | 8810056  | <0.10               | 8803763  | <0.10               | 8810056  | <0.10               | 0.10  | 8815388  |
| Total Tin (Sn)                   | ug/L  | <2.0                | <2.0                | 8810056  | <2.0                | 8803763  | <2.0                | 8810056  | <2.0                | 2.0   | 8815388  |
| Total Titanium (Ti)              | ug/L  | <2.0                | <2.0                | 8810056  | <2.0                | 8803763  | <2.0                | 8810056  | <2.0                | 2.0   | 8815388  |
| Total Uranium (U)                | ug/L  | <0.10               | <0.10               | 8810056  | <0.10               | 8803763  | <0.10               | 8810056  | <0.10               | 0.10  | 8815388  |
| Total Vanadium (V)               | ug/L  | <2.0                | <2.0                | 8810056  | <2.0                | 8803763  | <2.0                | 8810056  | <2.0                | 2.0   | 8815388  |
| Total Zinc (Zn)                  | ug/L  | 9.1                 | <5.0                | 8810056  | <5.0                | 8803763  | <5.0                | 8810056  | <5.0                | 5.0   | 8815388  |
| RDL = Reportable Detection Limit |       |                     |                     |          |                     |          |                     |          |                     |       |          |
| QC Batch = Quality Control Batch |       |                     |                     |          |                     |          |                     |          |                     |       |          |



BUREAU  
VERITAS

Bureau Veritas Job #: C3J5931  
Report Date: 2023/08/02

Dillon Consulting Limited  
Client Project #: 22-3723  
Site Location: LAKE ENON - SW  
Sampler Initials: JM

### ELEMENTS BY ICP/MS (WATER)

| Bureau Veritas ID                |       | WHC269              | WHC270              | WHC272              |       |          |
|----------------------------------|-------|---------------------|---------------------|---------------------|-------|----------|
| Sampling Date                    |       | 2023/07/04<br>09:58 | 2023/07/04<br>09:50 | 2023/07/04<br>12:01 |       |          |
|                                  | UNITS | SW24                | SW25                | SW26                | RDL   | QC Batch |
| <b>Metals</b>                    |       |                     |                     |                     |       |          |
| Total Aluminum (Al)              | ug/L  | 28                  | 27                  | 26                  | 5.0   | 8810056  |
| Total Antimony (Sb)              | ug/L  | <1.0                | <1.0                | <1.0                | 1.0   | 8810056  |
| Total Arsenic (As)               | ug/L  | <1.0                | <1.0                | <1.0                | 1.0   | 8810056  |
| Total Barium (Ba)                | ug/L  | 87                  | 86                  | 86                  | 1.0   | 8810056  |
| Total Beryllium (Be)             | ug/L  | <0.10               | <0.10               | <0.10               | 0.10  | 8810056  |
| Total Bismuth (Bi)               | ug/L  | <2.0                | <2.0                | <2.0                | 2.0   | 8810056  |
| Total Boron (B)                  | ug/L  | <50                 | <50                 | <50                 | 50    | 8810056  |
| Total Cadmium (Cd)               | ug/L  | 0.013               | 0.012               | 0.018               | 0.010 | 8810056  |
| Total Calcium (Ca)               | ug/L  | 18000               | 18000               | 18000               | 100   | 8810056  |
| Total Chromium (Cr)              | ug/L  | <1.0                | <1.0                | <1.0                | 1.0   | 8810056  |
| Total Cobalt (Co)                | ug/L  | <0.40               | <0.40               | <0.40               | 0.40  | 8810056  |
| Total Copper (Cu)                | ug/L  | <0.50               | <0.50               | <0.50               | 0.50  | 8810056  |
| Total Iron (Fe)                  | ug/L  | <50                 | <50                 | <50                 | 50    | 8810056  |
| Total Lead (Pb)                  | ug/L  | <0.50               | <0.50               | <0.50               | 0.50  | 8810056  |
| Total Magnesium (Mg)             | ug/L  | 1700                | 1700                | 1700                | 100   | 8810056  |
| Total Manganese (Mn)             | ug/L  | 21                  | 22                  | 20                  | 2.0   | 8810056  |
| Total Molybdenum (Mo)            | ug/L  | <2.0                | <2.0                | <2.0                | 2.0   | 8810056  |
| Total Nickel (Ni)                | ug/L  | <2.0                | <2.0                | <2.0                | 2.0   | 8810056  |
| Total Phosphorus (P)             | ug/L  | <100                | <100                | <100                | 100   | 8810056  |
| Total Potassium (K)              | ug/L  | 430                 | 450                 | 430                 | 100   | 8810056  |
| Total Selenium (Se)              | ug/L  | <0.50               | <0.50               | <0.50               | 0.50  | 8810056  |
| Total Silver (Ag)                | ug/L  | <0.10               | <0.10               | <0.10               | 0.10  | 8810056  |
| Total Sodium (Na)                | ug/L  | 5600                | 5600                | 5500                | 100   | 8810056  |
| Total Strontium (Sr)             | ug/L  | 2000                | 2000                | 2000                | 2.0   | 8810056  |
| Total Thallium (Tl)              | ug/L  | <0.10               | <0.10               | <0.10               | 0.10  | 8810056  |
| Total Tin (Sn)                   | ug/L  | <2.0                | <2.0                | <2.0                | 2.0   | 8810056  |
| Total Titanium (Ti)              | ug/L  | <2.0                | <2.0                | <2.0                | 2.0   | 8810056  |
| Total Uranium (U)                | ug/L  | <0.10               | <0.10               | <0.10               | 0.10  | 8810056  |
| Total Vanadium (V)               | ug/L  | <2.0                | <2.0                | <2.0                | 2.0   | 8810056  |
| Total Zinc (Zn)                  | ug/L  | <5.0                | <5.0                | <5.0                | 5.0   | 8810056  |
| RDL = Reportable Detection Limit |       |                     |                     |                     |       |          |
| QC Batch = Quality Control Batch |       |                     |                     |                     |       |          |



### GENERAL COMMENTS

Sample WHC251 [SW12] : Poor RCap Ion Balance due to sample matrix. Anion sum does not include contribution from Total Organic Carbon.

Sample WHC263 [SW19] : ortho-Phosphate > Phosphorus: Both values fall within the method uncertainty for duplicates and are likely equivalent. RCap Ion Balance acceptable. Anion/cation agreement within 0.2 meq/L.

Sample WHC267 [SW23] : RCap Ion Balance acceptable. Anion/cation agreement within 0.2 meq/L. NOX < NO2 : Both values fall within the method uncertainty for duplicates and are likely equivalent.

**Results relate only to the items tested.**



BUREAU  
VERITAS

Bureau Veritas Job #: C3J5931  
Report Date: 2023/08/02

Dillon Consulting Limited  
Client Project #: 22-3723  
Site Location: LAKE ENON - SW  
Sampler Initials: JM

### QUALITY ASSURANCE REPORT

| QA/QC Batch | Init | QC Type                  | Parameter                   | Date Analyzed | Value  | Recovery | UNITS | QC Limits |
|-------------|------|--------------------------|-----------------------------|---------------|--------|----------|-------|-----------|
| 8789130     | SGK  | Matrix Spike             | Total Mercury (Hg)          | 2023/07/17    |        | 96       | %     | 80 - 120  |
| 8789130     | SGK  | Spiked Blank             | Total Mercury (Hg)          | 2023/07/17    |        | 96       | %     | 80 - 120  |
| 8789130     | SGK  | Method Blank             | Total Mercury (Hg)          | 2023/07/17    | <0.013 |          | ug/L  |           |
| 8789130     | SGK  | RPD                      | Total Mercury (Hg)          | 2023/07/17    | 11     |          | %     | 20        |
| 8793465     | SGK  | Matrix Spike [WHC255-05] | Total Mercury (Hg)          | 2023/07/18    |        | 94       | %     | 80 - 120  |
| 8793465     | SGK  | Spiked Blank             | Total Mercury (Hg)          | 2023/07/18    |        | 93       | %     | 80 - 120  |
| 8793465     | SGK  | Method Blank             | Total Mercury (Hg)          | 2023/07/18    | <0.013 |          | ug/L  |           |
| 8793465     | SGK  | RPD [WHC251-05]          | Total Mercury (Hg)          | 2023/07/18    | NC     |          | %     | 20        |
| 8793799     | TGO  | Matrix Spike [WHC261-03] | Nitrogen (Ammonia Nitrogen) | 2023/07/18    |        | 93       | %     | 80 - 120  |
| 8793799     | TGO  | Spiked Blank             | Nitrogen (Ammonia Nitrogen) | 2023/07/18    |        | 91       | %     | 80 - 120  |
| 8793799     | TGO  | Method Blank             | Nitrogen (Ammonia Nitrogen) | 2023/07/18    | <0.050 |          | mg/L  |           |
| 8793799     | TGO  | RPD [WHC261-03]          | Nitrogen (Ammonia Nitrogen) | 2023/07/18    | NC     |          | %     | 20        |
| 8800983     | SGK  | Matrix Spike             | Total Mercury (Hg)          | 2023/07/21    |        | 98       | %     | 80 - 120  |
| 8800983     | SGK  | Spiked Blank             | Total Mercury (Hg)          | 2023/07/21    |        | 97       | %     | 80 - 120  |
| 8800983     | SGK  | Method Blank             | Total Mercury (Hg)          | 2023/07/21    | <0.013 |          | ug/L  |           |
| 8800983     | SGK  | RPD [WHC267-05]          | Total Mercury (Hg)          | 2023/07/21    | NC     |          | %     | 20        |
| 8803763     | JHY  | Matrix Spike [WHC263-02] | Total Aluminum (Al)         | 2023/07/24    |        | 95       | %     | 80 - 120  |
|             |      |                          | Total Antimony (Sb)         | 2023/07/24    |        | 95       | %     | 80 - 120  |
|             |      |                          | Total Arsenic (As)          | 2023/07/24    |        | 96       | %     | 80 - 120  |
|             |      |                          | Total Barium (Ba)           | 2023/07/24    |        | 96       | %     | 80 - 120  |
|             |      |                          | Total Beryllium (Be)        | 2023/07/24    |        | 96       | %     | 80 - 120  |
|             |      |                          | Total Bismuth (Bi)          | 2023/07/24    |        | 96       | %     | 80 - 120  |
|             |      |                          | Total Boron (B)             | 2023/07/24    |        | 98       | %     | 80 - 120  |
|             |      |                          | Total Cadmium (Cd)          | 2023/07/24    |        | 96       | %     | 80 - 120  |
|             |      |                          | Total Calcium (Ca)          | 2023/07/24    |        | 97       | %     | 80 - 120  |
|             |      |                          | Total Chromium (Cr)         | 2023/07/24    |        | 100      | %     | 80 - 120  |
|             |      |                          | Total Cobalt (Co)           | 2023/07/24    |        | 98       | %     | 80 - 120  |
|             |      |                          | Total Copper (Cu)           | 2023/07/24    |        | 98       | %     | 80 - 120  |
|             |      |                          | Total Iron (Fe)             | 2023/07/24    |        | 101      | %     | 80 - 120  |
|             |      |                          | Total Lead (Pb)             | 2023/07/24    |        | 96       | %     | 80 - 120  |
|             |      |                          | Total Magnesium (Mg)        | 2023/07/24    |        | 102      | %     | 80 - 120  |
|             |      |                          | Total Manganese (Mn)        | 2023/07/24    |        | 102      | %     | 80 - 120  |
|             |      |                          | Total Molybdenum (Mo)       | 2023/07/24    |        | 100      | %     | 80 - 120  |
|             |      |                          | Total Nickel (Ni)           | 2023/07/24    |        | 99       | %     | 80 - 120  |
|             |      |                          | Total Phosphorus (P)        | 2023/07/24    |        | 100      | %     | 80 - 120  |
|             |      |                          | Total Potassium (K)         | 2023/07/24    |        | 97       | %     | 80 - 120  |
|             |      |                          | Total Selenium (Se)         | 2023/07/24    |        | 96       | %     | 80 - 120  |
|             |      |                          | Total Silver (Ag)           | 2023/07/24    |        | 94       | %     | 80 - 120  |
|             |      |                          | Total Sodium (Na)           | 2023/07/24    |        | 99       | %     | 80 - 120  |
|             |      |                          | Total Strontium (Sr)        | 2023/07/24    |        | NC       | %     | 80 - 120  |
|             |      |                          | Total Thallium (Tl)         | 2023/07/24    |        | 97       | %     | 80 - 120  |
|             |      |                          | Total Tin (Sn)              | 2023/07/24    |        | 96       | %     | 80 - 120  |
|             |      |                          | Total Titanium (Ti)         | 2023/07/24    |        | 104      | %     | 80 - 120  |
|             |      |                          | Total Uranium (U)           | 2023/07/24    |        | 100      | %     | 80 - 120  |
|             |      |                          | Total Vanadium (V)          | 2023/07/24    |        | 102      | %     | 80 - 120  |
|             |      |                          | Total Zinc (Zn)             | 2023/07/24    |        | 96       | %     | 80 - 120  |
| 8803763     | JHY  | Spiked Blank             | Total Aluminum (Al)         | 2023/07/24    |        | 99       | %     | 80 - 120  |
|             |      |                          | Total Antimony (Sb)         | 2023/07/24    |        | 94       | %     | 80 - 120  |
|             |      |                          | Total Arsenic (As)          | 2023/07/24    |        | 93       | %     | 80 - 120  |
|             |      |                          | Total Barium (Ba)           | 2023/07/24    |        | 92       | %     | 80 - 120  |



BUREAU  
VERITAS

Bureau Veritas Job #: C3J5931  
Report Date: 2023/08/02

Dillon Consulting Limited  
Client Project #: 22-3723  
Site Location: LAKE ENON - SW  
Sampler Initials: JM

### QUALITY ASSURANCE REPORT(CONT'D)

| QA/QC<br>Batch | Init | QC Type      | Parameter             | Date Analyzed | Value  | Recovery | UNITS | QC Limits |
|----------------|------|--------------|-----------------------|---------------|--------|----------|-------|-----------|
|                |      |              | Total Beryllium (Be)  | 2023/07/24    |        | 94       | %     | 80 - 120  |
|                |      |              | Total Bismuth (Bi)    | 2023/07/24    |        | 92       | %     | 80 - 120  |
|                |      |              | Total Boron (B)       | 2023/07/24    |        | 95       | %     | 80 - 120  |
|                |      |              | Total Cadmium (Cd)    | 2023/07/24    |        | 94       | %     | 80 - 120  |
|                |      |              | Total Calcium (Ca)    | 2023/07/24    |        | 96       | %     | 80 - 120  |
|                |      |              | Total Chromium (Cr)   | 2023/07/24    |        | 96       | %     | 80 - 120  |
|                |      |              | Total Cobalt (Co)     | 2023/07/24    |        | 95       | %     | 80 - 120  |
|                |      |              | Total Copper (Cu)     | 2023/07/24    |        | 99       | %     | 80 - 120  |
|                |      |              | Total Iron (Fe)       | 2023/07/24    |        | 102      | %     | 80 - 120  |
|                |      |              | Total Lead (Pb)       | 2023/07/24    |        | 94       | %     | 80 - 120  |
|                |      |              | Total Magnesium (Mg)  | 2023/07/24    |        | 98       | %     | 80 - 120  |
|                |      |              | Total Manganese (Mn)  | 2023/07/24    |        | 103      | %     | 80 - 120  |
|                |      |              | Total Molybdenum (Mo) | 2023/07/24    |        | 95       | %     | 80 - 120  |
|                |      |              | Total Nickel (Ni)     | 2023/07/24    |        | 98       | %     | 80 - 120  |
|                |      |              | Total Phosphorus (P)  | 2023/07/24    |        | 99       | %     | 80 - 120  |
|                |      |              | Total Potassium (K)   | 2023/07/24    |        | 94       | %     | 80 - 120  |
|                |      |              | Total Selenium (Se)   | 2023/07/24    |        | 94       | %     | 80 - 120  |
|                |      |              | Total Silver (Ag)     | 2023/07/24    |        | 93       | %     | 80 - 120  |
|                |      |              | Total Sodium (Na)     | 2023/07/24    |        | 97       | %     | 80 - 120  |
|                |      |              | Total Strontium (Sr)  | 2023/07/24    |        | 96       | %     | 80 - 120  |
|                |      |              | Total Thallium (Tl)   | 2023/07/24    |        | 93       | %     | 80 - 120  |
|                |      |              | Total Tin (Sn)        | 2023/07/24    |        | 96       | %     | 80 - 120  |
|                |      |              | Total Titanium (Ti)   | 2023/07/24    |        | 96       | %     | 80 - 120  |
|                |      |              | Total Uranium (U)     | 2023/07/24    |        | 99       | %     | 80 - 120  |
|                |      |              | Total Vanadium (V)    | 2023/07/24    |        | 99       | %     | 80 - 120  |
|                |      |              | Total Zinc (Zn)       | 2023/07/24    |        | 100      | %     | 80 - 120  |
| 8803763        | JHY  | Method Blank | Total Aluminum (Al)   | 2023/07/24    | <5.0   |          | ug/L  |           |
|                |      |              | Total Antimony (Sb)   | 2023/07/24    | <1.0   |          | ug/L  |           |
|                |      |              | Total Arsenic (As)    | 2023/07/24    | <1.0   |          | ug/L  |           |
|                |      |              | Total Barium (Ba)     | 2023/07/24    | <1.0   |          | ug/L  |           |
|                |      |              | Total Beryllium (Be)  | 2023/07/24    | <0.10  |          | ug/L  |           |
|                |      |              | Total Bismuth (Bi)    | 2023/07/24    | <2.0   |          | ug/L  |           |
|                |      |              | Total Boron (B)       | 2023/07/24    | <50    |          | ug/L  |           |
|                |      |              | Total Cadmium (Cd)    | 2023/07/24    | <0.010 |          | ug/L  |           |
|                |      |              | Total Calcium (Ca)    | 2023/07/24    | <100   |          | ug/L  |           |
|                |      |              | Total Chromium (Cr)   | 2023/07/24    | <1.0   |          | ug/L  |           |
|                |      |              | Total Cobalt (Co)     | 2023/07/24    | <0.40  |          | ug/L  |           |
|                |      |              | Total Copper (Cu)     | 2023/07/24    | <0.50  |          | ug/L  |           |
|                |      |              | Total Iron (Fe)       | 2023/07/24    | <50    |          | ug/L  |           |
|                |      |              | Total Lead (Pb)       | 2023/07/24    | <0.50  |          | ug/L  |           |
|                |      |              | Total Magnesium (Mg)  | 2023/07/24    | <100   |          | ug/L  |           |
|                |      |              | Total Manganese (Mn)  | 2023/07/24    | <2.0   |          | ug/L  |           |
|                |      |              | Total Molybdenum (Mo) | 2023/07/24    | <2.0   |          | ug/L  |           |
|                |      |              | Total Nickel (Ni)     | 2023/07/24    | <2.0   |          | ug/L  |           |
|                |      |              | Total Phosphorus (P)  | 2023/07/24    | <100   |          | ug/L  |           |
|                |      |              | Total Potassium (K)   | 2023/07/24    | <100   |          | ug/L  |           |
|                |      |              | Total Selenium (Se)   | 2023/07/24    | <0.50  |          | ug/L  |           |
|                |      |              | Total Silver (Ag)     | 2023/07/24    | <0.10  |          | ug/L  |           |
|                |      |              | Total Sodium (Na)     | 2023/07/24    | <100   |          | ug/L  |           |
|                |      |              | Total Strontium (Sr)  | 2023/07/24    | <2.0   |          | ug/L  |           |
|                |      |              | Total Thallium (Tl)   | 2023/07/24    | <0.10  |          | ug/L  |           |
|                |      |              | Total Tin (Sn)        | 2023/07/24    | <2.0   |          | ug/L  |           |
|                |      |              | Total Titanium (Ti)   | 2023/07/24    | <2.0   |          | ug/L  |           |



BUREAU  
VERITAS

Bureau Veritas Job #: C3J5931  
Report Date: 2023/08/02

Dillon Consulting Limited  
Client Project #: 22-3723  
Site Location: LAKE ENON - SW  
Sampler Initials: JM

### QUALITY ASSURANCE REPORT(CONT'D)

| QA/QC<br>Batch       | Init       | QC Type                     | Parameter                   | Date Analyzed | Value    | Recovery | UNITS | QC Limits |
|----------------------|------------|-----------------------------|-----------------------------|---------------|----------|----------|-------|-----------|
| 8803763              | JHY        | RPD [WHC251-02]             | Total Uranium (U)           | 2023/07/24    | <0.10    |          | ug/L  |           |
|                      |            |                             | Total Vanadium (V)          | 2023/07/24    | <2.0     |          | ug/L  |           |
|                      |            |                             | Total Zinc (Zn)             | 2023/07/24    | <5.0     |          | ug/L  |           |
|                      |            |                             | Total Aluminum (Al)         | 2023/07/24    | 8.3      |          | %     | 20        |
|                      |            |                             | Total Antimony (Sb)         | 2023/07/24    | NC       |          | %     | 20        |
|                      |            |                             | Total Arsenic (As)          | 2023/07/24    | NC       |          | %     | 20        |
|                      |            |                             | Total Barium (Ba)           | 2023/07/24    | 0.35     |          | %     | 20        |
|                      |            |                             | Total Beryllium (Be)        | 2023/07/24    | NC       |          | %     | 20        |
|                      |            |                             | Total Bismuth (Bi)          | 2023/07/24    | NC       |          | %     | 20        |
|                      |            |                             | Total Boron (B)             | 2023/07/24    | NC       |          | %     | 20        |
|                      |            |                             | Total Cadmium (Cd)          | 2023/07/24    | 14       |          | %     | 20        |
|                      |            |                             | Total Calcium (Ca)          | 2023/07/24    | 1.2      |          | %     | 20        |
|                      |            |                             | Total Chromium (Cr)         | 2023/07/24    | NC       |          | %     | 20        |
|                      |            |                             | Total Cobalt (Co)           | 2023/07/24    | NC       |          | %     | 20        |
|                      |            |                             | Total Copper (Cu)           | 2023/07/24    | NC       |          | %     | 20        |
|                      |            |                             | Total Iron (Fe)             | 2023/07/24    | NC       |          | %     | 20        |
|                      |            |                             | Total Lead (Pb)             | 2023/07/24    | NC       |          | %     | 20        |
|                      |            |                             | Total Magnesium (Mg)        | 2023/07/24    | 0.14     |          | %     | 20        |
|                      |            |                             | Total Manganese (Mn)        | 2023/07/24    | 0.75     |          | %     | 20        |
|                      |            |                             | Total Molybdenum (Mo)       | 2023/07/24    | NC       |          | %     | 20        |
|                      |            |                             | Total Nickel (Ni)           | 2023/07/24    | NC       |          | %     | 20        |
|                      |            |                             | Total Phosphorus (P)        | 2023/07/24    | NC       |          | %     | 20        |
|                      |            |                             | Total Potassium (K)         | 2023/07/24    | 4.2      |          | %     | 20        |
|                      |            |                             | Total Selenium (Se)         | 2023/07/24    | NC       |          | %     | 20        |
|                      |            |                             | Total Silver (Ag)           | 2023/07/24    | NC       |          | %     | 20        |
|                      |            |                             | Total Sodium (Na)           | 2023/07/24    | 1.1      |          | %     | 20        |
|                      |            |                             | Total Strontium (Sr)        | 2023/07/24    | 2.0      |          | %     | 20        |
| Total Thallium (Tl)  | 2023/07/24 | NC                          |                             | %             | 20       |          |       |           |
| Total Tin (Sn)       | 2023/07/24 | NC                          |                             | %             | 20       |          |       |           |
| Total Titanium (Ti)  | 2023/07/24 | NC                          |                             | %             | 20       |          |       |           |
| Total Uranium (U)    | 2023/07/24 | NC                          |                             | %             | 20       |          |       |           |
| Total Vanadium (V)   | 2023/07/24 | NC                          |                             | %             | 20       |          |       |           |
| Total Zinc (Zn)      | 2023/07/24 | NC                          |                             | %             | 20       |          |       |           |
| 8804136              | TGO        | Matrix Spike                | Nitrogen (Ammonia Nitrogen) | 2023/07/24    |          | NC       | %     | 80 - 120  |
| 8804136              | TGO        | Spiked Blank                | Nitrogen (Ammonia Nitrogen) | 2023/07/24    |          | 98       | %     | 80 - 120  |
| 8804136              | TGO        | Method Blank                | Nitrogen (Ammonia Nitrogen) | 2023/07/24    | <0.050   |          | mg/L  |           |
| 8804136              | TGO        | RPD                         | Nitrogen (Ammonia Nitrogen) | 2023/07/24    | 11       |          | %     | 20        |
| 8810056              | MLB        | Matrix Spike<br>[WHC255-02] | Total Aluminum (Al)         | 2023/07/25    |          | 103      | %     | 80 - 120  |
|                      |            |                             | Total Antimony (Sb)         | 2023/07/25    |          | 101      | %     | 80 - 120  |
|                      |            |                             | Total Arsenic (As)          | 2023/07/25    |          | 98       | %     | 80 - 120  |
|                      |            |                             | Total Barium (Ba)           | 2023/07/25    |          | 102      | %     | 80 - 120  |
|                      |            |                             | Total Beryllium (Be)        | 2023/07/25    |          | 103      | %     | 80 - 120  |
|                      |            |                             | Total Bismuth (Bi)          | 2023/07/25    |          | 102      | %     | 80 - 120  |
|                      |            |                             | Total Boron (B)             | 2023/07/25    |          | 104      | %     | 80 - 120  |
|                      |            |                             | Total Cadmium (Cd)          | 2023/07/25    |          | 102      | %     | 80 - 120  |
|                      |            |                             | Total Calcium (Ca)          | 2023/07/25    |          | 102      | %     | 80 - 120  |
|                      |            |                             | Total Chromium (Cr)         | 2023/07/25    |          | 100      | %     | 80 - 120  |
|                      |            |                             | Total Cobalt (Co)           | 2023/07/25    |          | 100      | %     | 80 - 120  |
|                      |            |                             | Total Copper (Cu)           | 2023/07/25    |          | 103      | %     | 80 - 120  |
|                      |            |                             | Total Iron (Fe)             | 2023/07/25    |          | 101      | %     | 80 - 120  |
|                      |            |                             | Total Lead (Pb)             | 2023/07/25    |          | 102      | %     | 80 - 120  |
| Total Magnesium (Mg) | 2023/07/25 |                             | 106                         | %             | 80 - 120 |          |       |           |



BUREAU  
VERITAS

Bureau Veritas Job #: C3J5931  
Report Date: 2023/08/02

Dillon Consulting Limited  
Client Project #: 22-3723  
Site Location: LAKE ENON - SW  
Sampler Initials: JM

### QUALITY ASSURANCE REPORT(CONT'D)

| QA/QC<br>Batch | Init | QC Type      | Parameter             | Date Analyzed | Value  | Recovery | UNITS | QC Limits |
|----------------|------|--------------|-----------------------|---------------|--------|----------|-------|-----------|
|                |      |              | Total Manganese (Mn)  | 2023/07/25    |        | 101      | %     | 80 - 120  |
|                |      |              | Total Molybdenum (Mo) | 2023/07/25    |        | 103      | %     | 80 - 120  |
|                |      |              | Total Nickel (Ni)     | 2023/07/25    |        | 102      | %     | 80 - 120  |
|                |      |              | Total Phosphorus (P)  | 2023/07/25    |        | 104      | %     | 80 - 120  |
|                |      |              | Total Potassium (K)   | 2023/07/25    |        | 104      | %     | 80 - 120  |
|                |      |              | Total Selenium (Se)   | 2023/07/25    |        | 102      | %     | 80 - 120  |
|                |      |              | Total Silver (Ag)     | 2023/07/25    |        | 100      | %     | 80 - 120  |
|                |      |              | Total Sodium (Na)     | 2023/07/25    |        | 104      | %     | 80 - 120  |
|                |      |              | Total Strontium (Sr)  | 2023/07/25    |        | NC       | %     | 80 - 120  |
|                |      |              | Total Thallium (Tl)   | 2023/07/25    |        | 101      | %     | 80 - 120  |
|                |      |              | Total Tin (Sn)        | 2023/07/25    |        | 100      | %     | 80 - 120  |
|                |      |              | Total Titanium (Ti)   | 2023/07/25    |        | 104      | %     | 80 - 120  |
|                |      |              | Total Uranium (U)     | 2023/07/25    |        | 107      | %     | 80 - 120  |
|                |      |              | Total Vanadium (V)    | 2023/07/25    |        | 103      | %     | 80 - 120  |
|                |      |              | Total Zinc (Zn)       | 2023/07/25    |        | 100      | %     | 80 - 120  |
| 8810056        | MLB  | Spiked Blank | Total Aluminum (Al)   | 2023/07/25    |        | 102      | %     | 80 - 120  |
|                |      |              | Total Antimony (Sb)   | 2023/07/25    |        | 98       | %     | 80 - 120  |
|                |      |              | Total Arsenic (As)    | 2023/07/25    |        | 94       | %     | 80 - 120  |
|                |      |              | Total Barium (Ba)     | 2023/07/25    |        | 96       | %     | 80 - 120  |
|                |      |              | Total Beryllium (Be)  | 2023/07/25    |        | 96       | %     | 80 - 120  |
|                |      |              | Total Bismuth (Bi)    | 2023/07/25    |        | 99       | %     | 80 - 120  |
|                |      |              | Total Boron (B)       | 2023/07/25    |        | 98       | %     | 80 - 120  |
|                |      |              | Total Cadmium (Cd)    | 2023/07/25    |        | 98       | %     | 80 - 120  |
|                |      |              | Total Calcium (Ca)    | 2023/07/25    |        | 97       | %     | 80 - 120  |
|                |      |              | Total Chromium (Cr)   | 2023/07/25    |        | 99       | %     | 80 - 120  |
|                |      |              | Total Cobalt (Co)     | 2023/07/25    |        | 99       | %     | 80 - 120  |
|                |      |              | Total Copper (Cu)     | 2023/07/25    |        | 98       | %     | 80 - 120  |
|                |      |              | Total Iron (Fe)       | 2023/07/25    |        | 100      | %     | 80 - 120  |
|                |      |              | Total Lead (Pb)       | 2023/07/25    |        | 99       | %     | 80 - 120  |
|                |      |              | Total Magnesium (Mg)  | 2023/07/25    |        | 101      | %     | 80 - 120  |
|                |      |              | Total Manganese (Mn)  | 2023/07/25    |        | 99       | %     | 80 - 120  |
|                |      |              | Total Molybdenum (Mo) | 2023/07/25    |        | 100      | %     | 80 - 120  |
|                |      |              | Total Nickel (Ni)     | 2023/07/25    |        | 99       | %     | 80 - 120  |
|                |      |              | Total Phosphorus (P)  | 2023/07/25    |        | 101      | %     | 80 - 120  |
|                |      |              | Total Potassium (K)   | 2023/07/25    |        | 102      | %     | 80 - 120  |
|                |      |              | Total Selenium (Se)   | 2023/07/25    |        | 101      | %     | 80 - 120  |
|                |      |              | Total Silver (Ag)     | 2023/07/25    |        | 97       | %     | 80 - 120  |
|                |      |              | Total Sodium (Na)     | 2023/07/25    |        | 103      | %     | 80 - 120  |
|                |      |              | Total Strontium (Sr)  | 2023/07/25    |        | 96       | %     | 80 - 120  |
|                |      |              | Total Thallium (Tl)   | 2023/07/25    |        | 98       | %     | 80 - 120  |
|                |      |              | Total Tin (Sn)        | 2023/07/25    |        | 98       | %     | 80 - 120  |
|                |      |              | Total Titanium (Ti)   | 2023/07/25    |        | 100      | %     | 80 - 120  |
|                |      |              | Total Uranium (U)     | 2023/07/25    |        | 103      | %     | 80 - 120  |
|                |      |              | Total Vanadium (V)    | 2023/07/25    |        | 102      | %     | 80 - 120  |
|                |      |              | Total Zinc (Zn)       | 2023/07/25    |        | 97       | %     | 80 - 120  |
| 8810056        | MLB  | Method Blank | Total Aluminum (Al)   | 2023/07/25    | <5.0   |          | ug/L  |           |
|                |      |              | Total Antimony (Sb)   | 2023/07/25    | <1.0   |          | ug/L  |           |
|                |      |              | Total Arsenic (As)    | 2023/07/25    | <1.0   |          | ug/L  |           |
|                |      |              | Total Barium (Ba)     | 2023/07/25    | <1.0   |          | ug/L  |           |
|                |      |              | Total Beryllium (Be)  | 2023/07/25    | <0.10  |          | ug/L  |           |
|                |      |              | Total Bismuth (Bi)    | 2023/07/25    | <2.0   |          | ug/L  |           |
|                |      |              | Total Boron (B)       | 2023/07/25    | <50    |          | ug/L  |           |
|                |      |              | Total Cadmium (Cd)    | 2023/07/25    | <0.010 |          | ug/L  |           |



BUREAU  
VERITAS

Bureau Veritas Job #: C3J5931  
Report Date: 2023/08/02

Dillon Consulting Limited  
Client Project #: 22-3723  
Site Location: LAKE ENON - SW  
Sampler Initials: JM

### QUALITY ASSURANCE REPORT(CONT'D)

| QA/QC   | Batch | Init            | QC Type | Parameter             | Date Analyzed | Value | Recovery | UNITS | QC Limits |
|---------|-------|-----------------|---------|-----------------------|---------------|-------|----------|-------|-----------|
|         |       |                 |         | Total Calcium (Ca)    | 2023/07/25    | <100  |          | ug/L  |           |
|         |       |                 |         | Total Chromium (Cr)   | 2023/07/25    | <1.0  |          | ug/L  |           |
|         |       |                 |         | Total Cobalt (Co)     | 2023/07/25    | <0.40 |          | ug/L  |           |
|         |       |                 |         | Total Copper (Cu)     | 2023/07/25    | <0.50 |          | ug/L  |           |
|         |       |                 |         | Total Iron (Fe)       | 2023/07/25    | <50   |          | ug/L  |           |
|         |       |                 |         | Total Lead (Pb)       | 2023/07/25    | <0.50 |          | ug/L  |           |
|         |       |                 |         | Total Magnesium (Mg)  | 2023/07/25    | <100  |          | ug/L  |           |
|         |       |                 |         | Total Manganese (Mn)  | 2023/07/25    | <2.0  |          | ug/L  |           |
|         |       |                 |         | Total Molybdenum (Mo) | 2023/07/25    | <2.0  |          | ug/L  |           |
|         |       |                 |         | Total Nickel (Ni)     | 2023/07/25    | <2.0  |          | ug/L  |           |
|         |       |                 |         | Total Phosphorus (P)  | 2023/07/25    | <100  |          | ug/L  |           |
|         |       |                 |         | Total Potassium (K)   | 2023/07/25    | <100  |          | ug/L  |           |
|         |       |                 |         | Total Selenium (Se)   | 2023/07/25    | <0.50 |          | ug/L  |           |
|         |       |                 |         | Total Silver (Ag)     | 2023/07/25    | <0.10 |          | ug/L  |           |
|         |       |                 |         | Total Sodium (Na)     | 2023/07/25    | <100  |          | ug/L  |           |
|         |       |                 |         | Total Strontium (Sr)  | 2023/07/25    | <2.0  |          | ug/L  |           |
|         |       |                 |         | Total Thallium (Tl)   | 2023/07/25    | <0.10 |          | ug/L  |           |
|         |       |                 |         | Total Tin (Sn)        | 2023/07/25    | <2.0  |          | ug/L  |           |
|         |       |                 |         | Total Titanium (Ti)   | 2023/07/25    | <2.0  |          | ug/L  |           |
|         |       |                 |         | Total Uranium (U)     | 2023/07/25    | <0.10 |          | ug/L  |           |
|         |       |                 |         | Total Vanadium (V)    | 2023/07/25    | <2.0  |          | ug/L  |           |
|         |       |                 |         | Total Zinc (Zn)       | 2023/07/25    | <5.0  |          | ug/L  |           |
| 8810056 | MLB   | RPD [WHC211-02] |         | Total Aluminum (Al)   | 2023/07/25    | 2.7   |          | %     | 20        |
|         |       |                 |         | Total Antimony (Sb)   | 2023/07/25    | NC    |          | %     | 20        |
|         |       |                 |         | Total Arsenic (As)    | 2023/07/25    | NC    |          | %     | 20        |
|         |       |                 |         | Total Barium (Ba)     | 2023/07/25    | 0.25  |          | %     | 20        |
|         |       |                 |         | Total Beryllium (Be)  | 2023/07/25    | NC    |          | %     | 20        |
|         |       |                 |         | Total Bismuth (Bi)    | 2023/07/25    | NC    |          | %     | 20        |
|         |       |                 |         | Total Boron (B)       | 2023/07/25    | NC    |          | %     | 20        |
|         |       |                 |         | Total Cadmium (Cd)    | 2023/07/25    | 6.4   |          | %     | 20        |
|         |       |                 |         | Total Calcium (Ca)    | 2023/07/25    | 2.6   |          | %     | 20        |
|         |       |                 |         | Total Chromium (Cr)   | 2023/07/25    | NC    |          | %     | 20        |
|         |       |                 |         | Total Cobalt (Co)     | 2023/07/25    | NC    |          | %     | 20        |
|         |       |                 |         | Total Copper (Cu)     | 2023/07/25    | NC    |          | %     | 20        |
|         |       |                 |         | Total Iron (Fe)       | 2023/07/25    | NC    |          | %     | 20        |
|         |       |                 |         | Total Lead (Pb)       | 2023/07/25    | NC    |          | %     | 20        |
|         |       |                 |         | Total Magnesium (Mg)  | 2023/07/25    | 1.1   |          | %     | 20        |
|         |       |                 |         | Total Manganese (Mn)  | 2023/07/25    | 2.2   |          | %     | 20        |
|         |       |                 |         | Total Molybdenum (Mo) | 2023/07/25    | NC    |          | %     | 20        |
|         |       |                 |         | Total Nickel (Ni)     | 2023/07/25    | NC    |          | %     | 20        |
|         |       |                 |         | Total Phosphorus (P)  | 2023/07/25    | NC    |          | %     | 20        |
|         |       |                 |         | Total Potassium (K)   | 2023/07/25    | 2.8   |          | %     | 20        |
|         |       |                 |         | Total Selenium (Se)   | 2023/07/25    | NC    |          | %     | 20        |
|         |       |                 |         | Total Silver (Ag)     | 2023/07/25    | NC    |          | %     | 20        |
|         |       |                 |         | Total Sodium (Na)     | 2023/07/25    | 1.3   |          | %     | 20        |
|         |       |                 |         | Total Strontium (Sr)  | 2023/07/25    | 1.5   |          | %     | 20        |
|         |       |                 |         | Total Thallium (Tl)   | 2023/07/25    | NC    |          | %     | 20        |
|         |       |                 |         | Total Tin (Sn)        | 2023/07/25    | NC    |          | %     | 20        |
|         |       |                 |         | Total Titanium (Ti)   | 2023/07/25    | NC    |          | %     | 20        |
|         |       |                 |         | Total Uranium (U)     | 2023/07/25    | NC    |          | %     | 20        |
|         |       |                 |         | Total Vanadium (V)    | 2023/07/25    | NC    |          | %     | 20        |
|         |       |                 |         | Total Zinc (Zn)       | 2023/07/25    | NC    |          | %     | 20        |
| 8815388 | JHY   | Matrix Spike    |         | Total Aluminum (Al)   | 2023/07/27    |       | NC       | %     | 80 - 120  |



BUREAU  
VERITAS

Bureau Veritas Job #: C3J5931  
Report Date: 2023/08/02

Dillon Consulting Limited  
Client Project #: 22-3723  
Site Location: LAKE ENON - SW  
Sampler Initials: JM

### QUALITY ASSURANCE REPORT(CONT'D)

| QA/QC<br>Batch | Init | QC Type      | Parameter             | Date Analyzed | Value | Recovery | UNITS | QC Limits |
|----------------|------|--------------|-----------------------|---------------|-------|----------|-------|-----------|
|                |      |              | Total Antimony (Sb)   | 2023/07/27    |       | 102      | %     | 80 - 120  |
|                |      |              | Total Arsenic (As)    | 2023/07/27    |       | 98       | %     | 80 - 120  |
|                |      |              | Total Barium (Ba)     | 2023/07/27    |       | NC       | %     | 80 - 120  |
|                |      |              | Total Beryllium (Be)  | 2023/07/27    |       | 97       | %     | 80 - 120  |
|                |      |              | Total Bismuth (Bi)    | 2023/07/27    |       | 97       | %     | 80 - 120  |
|                |      |              | Total Boron (B)       | 2023/07/27    |       | 101      | %     | 80 - 120  |
|                |      |              | Total Cadmium (Cd)    | 2023/07/27    |       | 102      | %     | 80 - 120  |
|                |      |              | Total Calcium (Ca)    | 2023/07/27    |       | NC       | %     | 80 - 120  |
|                |      |              | Total Chromium (Cr)   | 2023/07/27    |       | 98       | %     | 80 - 120  |
|                |      |              | Total Cobalt (Co)     | 2023/07/27    |       | 98       | %     | 80 - 120  |
|                |      |              | Total Copper (Cu)     | 2023/07/27    |       | 97       | %     | 80 - 120  |
|                |      |              | Total Iron (Fe)       | 2023/07/27    |       | NC       | %     | 80 - 120  |
|                |      |              | Total Lead (Pb)       | 2023/07/27    |       | 99       | %     | 80 - 120  |
|                |      |              | Total Magnesium (Mg)  | 2023/07/27    |       | NC       | %     | 80 - 120  |
|                |      |              | Total Manganese (Mn)  | 2023/07/27    |       | NC       | %     | 80 - 120  |
|                |      |              | Total Molybdenum (Mo) | 2023/07/27    |       | 105      | %     | 80 - 120  |
|                |      |              | Total Nickel (Ni)     | 2023/07/27    |       | 100      | %     | 80 - 120  |
|                |      |              | Total Phosphorus (P)  | 2023/07/27    |       | 103      | %     | 80 - 120  |
|                |      |              | Total Potassium (K)   | 2023/07/27    |       | 99       | %     | 80 - 120  |
|                |      |              | Total Selenium (Se)   | 2023/07/27    |       | 101      | %     | 80 - 120  |
|                |      |              | Total Silver (Ag)     | 2023/07/27    |       | 100      | %     | 80 - 120  |
|                |      |              | Total Sodium (Na)     | 2023/07/27    |       | NC       | %     | 80 - 120  |
|                |      |              | Total Strontium (Sr)  | 2023/07/27    |       | NC       | %     | 80 - 120  |
|                |      |              | Total Thallium (Tl)   | 2023/07/27    |       | 100      | %     | 80 - 120  |
|                |      |              | Total Tin (Sn)        | 2023/07/27    |       | 101      | %     | 80 - 120  |
|                |      |              | Total Titanium (Ti)   | 2023/07/27    |       | 102      | %     | 80 - 120  |
|                |      |              | Total Uranium (U)     | 2023/07/27    |       | 107      | %     | 80 - 120  |
|                |      |              | Total Vanadium (V)    | 2023/07/27    |       | 102      | %     | 80 - 120  |
|                |      |              | Total Zinc (Zn)       | 2023/07/27    |       | 97       | %     | 80 - 120  |
| 8815388        | JHY  | Spiked Blank | Total Aluminum (Al)   | 2023/07/27    |       | 95       | %     | 80 - 120  |
|                |      |              | Total Antimony (Sb)   | 2023/07/27    |       | 98       | %     | 80 - 120  |
|                |      |              | Total Arsenic (As)    | 2023/07/27    |       | 94       | %     | 80 - 120  |
|                |      |              | Total Barium (Ba)     | 2023/07/27    |       | 94       | %     | 80 - 120  |
|                |      |              | Total Beryllium (Be)  | 2023/07/27    |       | 96       | %     | 80 - 120  |
|                |      |              | Total Bismuth (Bi)    | 2023/07/27    |       | 96       | %     | 80 - 120  |
|                |      |              | Total Boron (B)       | 2023/07/27    |       | 99       | %     | 80 - 120  |
|                |      |              | Total Cadmium (Cd)    | 2023/07/27    |       | 98       | %     | 80 - 120  |
|                |      |              | Total Calcium (Ca)    | 2023/07/27    |       | 98       | %     | 80 - 120  |
|                |      |              | Total Chromium (Cr)   | 2023/07/27    |       | 95       | %     | 80 - 120  |
|                |      |              | Total Cobalt (Co)     | 2023/07/27    |       | 97       | %     | 80 - 120  |
|                |      |              | Total Copper (Cu)     | 2023/07/27    |       | 97       | %     | 80 - 120  |
|                |      |              | Total Iron (Fe)       | 2023/07/27    |       | 99       | %     | 80 - 120  |
|                |      |              | Total Lead (Pb)       | 2023/07/27    |       | 96       | %     | 80 - 120  |
|                |      |              | Total Magnesium (Mg)  | 2023/07/27    |       | 98       | %     | 80 - 120  |
|                |      |              | Total Manganese (Mn)  | 2023/07/27    |       | 96       | %     | 80 - 120  |
|                |      |              | Total Molybdenum (Mo) | 2023/07/27    |       | 98       | %     | 80 - 120  |
|                |      |              | Total Nickel (Ni)     | 2023/07/27    |       | 98       | %     | 80 - 120  |
|                |      |              | Total Phosphorus (P)  | 2023/07/27    |       | 99       | %     | 80 - 120  |
|                |      |              | Total Potassium (K)   | 2023/07/27    |       | 98       | %     | 80 - 120  |
|                |      |              | Total Selenium (Se)   | 2023/07/27    |       | 98       | %     | 80 - 120  |
|                |      |              | Total Silver (Ag)     | 2023/07/27    |       | 96       | %     | 80 - 120  |
|                |      |              | Total Sodium (Na)     | 2023/07/27    |       | 98       | %     | 80 - 120  |
|                |      |              | Total Strontium (Sr)  | 2023/07/27    |       | 98       | %     | 80 - 120  |



BUREAU  
VERITAS

Bureau Veritas Job #: C3J5931  
Report Date: 2023/08/02

Dillon Consulting Limited  
Client Project #: 22-3723  
Site Location: LAKE ENON - SW  
Sampler Initials: JM

### QUALITY ASSURANCE REPORT(CONT'D)

| QA/QC<br>Batch | Init | QC Type         | Parameter             | Date Analyzed | Value  | Recovery | UNITS | QC Limits |
|----------------|------|-----------------|-----------------------|---------------|--------|----------|-------|-----------|
|                |      |                 | Total Thallium (Tl)   | 2023/07/27    |        | 97       | %     | 80 - 120  |
|                |      |                 | Total Tin (Sn)        | 2023/07/27    |        | 99       | %     | 80 - 120  |
|                |      |                 | Total Titanium (Ti)   | 2023/07/27    |        | 97       | %     | 80 - 120  |
|                |      |                 | Total Uranium (U)     | 2023/07/27    |        | 101      | %     | 80 - 120  |
|                |      |                 | Total Vanadium (V)    | 2023/07/27    |        | 98       | %     | 80 - 120  |
|                |      |                 | Total Zinc (Zn)       | 2023/07/27    |        | 96       | %     | 80 - 120  |
| 8815388        | JHY  | Method Blank    | Total Aluminum (Al)   | 2023/07/27    | <5.0   |          | ug/L  |           |
|                |      |                 | Total Antimony (Sb)   | 2023/07/27    | <1.0   |          | ug/L  |           |
|                |      |                 | Total Arsenic (As)    | 2023/07/27    | <1.0   |          | ug/L  |           |
|                |      |                 | Total Barium (Ba)     | 2023/07/27    | <1.0   |          | ug/L  |           |
|                |      |                 | Total Beryllium (Be)  | 2023/07/27    | <0.10  |          | ug/L  |           |
|                |      |                 | Total Bismuth (Bi)    | 2023/07/27    | <2.0   |          | ug/L  |           |
|                |      |                 | Total Boron (B)       | 2023/07/27    | <50    |          | ug/L  |           |
|                |      |                 | Total Cadmium (Cd)    | 2023/07/27    | <0.010 |          | ug/L  |           |
|                |      |                 | Total Calcium (Ca)    | 2023/07/27    | <100   |          | ug/L  |           |
|                |      |                 | Total Chromium (Cr)   | 2023/07/27    | <1.0   |          | ug/L  |           |
|                |      |                 | Total Cobalt (Co)     | 2023/07/27    | <0.40  |          | ug/L  |           |
|                |      |                 | Total Copper (Cu)     | 2023/07/27    | <0.50  |          | ug/L  |           |
|                |      |                 | Total Iron (Fe)       | 2023/07/27    | <50    |          | ug/L  |           |
|                |      |                 | Total Lead (Pb)       | 2023/07/27    | <0.50  |          | ug/L  |           |
|                |      |                 | Total Magnesium (Mg)  | 2023/07/27    | <100   |          | ug/L  |           |
|                |      |                 | Total Manganese (Mn)  | 2023/07/27    | <2.0   |          | ug/L  |           |
|                |      |                 | Total Molybdenum (Mo) | 2023/07/27    | <2.0   |          | ug/L  |           |
|                |      |                 | Total Nickel (Ni)     | 2023/07/27    | <2.0   |          | ug/L  |           |
|                |      |                 | Total Phosphorus (P)  | 2023/07/27    | <100   |          | ug/L  |           |
|                |      |                 | Total Potassium (K)   | 2023/07/27    | <100   |          | ug/L  |           |
|                |      |                 | Total Selenium (Se)   | 2023/07/27    | <0.50  |          | ug/L  |           |
|                |      |                 | Total Silver (Ag)     | 2023/07/27    | <0.10  |          | ug/L  |           |
|                |      |                 | Total Sodium (Na)     | 2023/07/27    | <100   |          | ug/L  |           |
|                |      |                 | Total Strontium (Sr)  | 2023/07/27    | <2.0   |          | ug/L  |           |
|                |      |                 | Total Thallium (Tl)   | 2023/07/27    | <0.10  |          | ug/L  |           |
|                |      |                 | Total Tin (Sn)        | 2023/07/27    | <2.0   |          | ug/L  |           |
|                |      |                 | Total Titanium (Ti)   | 2023/07/27    | <2.0   |          | ug/L  |           |
|                |      |                 | Total Uranium (U)     | 2023/07/27    | <0.10  |          | ug/L  |           |
|                |      |                 | Total Vanadium (V)    | 2023/07/27    | <2.0   |          | ug/L  |           |
|                |      |                 | Total Zinc (Zn)       | 2023/07/27    | <5.0   |          | ug/L  |           |
| 8815388        | JHY  | RPD [WHC267-02] | Total Aluminum (Al)   | 2023/07/27    | 11     |          | %     | 20        |
|                |      |                 | Total Antimony (Sb)   | 2023/07/27    | NC     |          | %     | 20        |
|                |      |                 | Total Arsenic (As)    | 2023/07/27    | NC     |          | %     | 20        |
|                |      |                 | Total Barium (Ba)     | 2023/07/27    | 2.3    |          | %     | 20        |
|                |      |                 | Total Beryllium (Be)  | 2023/07/27    | NC     |          | %     | 20        |
|                |      |                 | Total Bismuth (Bi)    | 2023/07/27    | NC     |          | %     | 20        |
|                |      |                 | Total Boron (B)       | 2023/07/27    | NC     |          | %     | 20        |
|                |      |                 | Total Cadmium (Cd)    | 2023/07/27    | 16     |          | %     | 20        |
|                |      |                 | Total Calcium (Ca)    | 2023/07/27    | 0.50   |          | %     | 20        |
|                |      |                 | Total Chromium (Cr)   | 2023/07/27    | NC     |          | %     | 20        |
|                |      |                 | Total Cobalt (Co)     | 2023/07/27    | NC     |          | %     | 20        |
|                |      |                 | Total Copper (Cu)     | 2023/07/27    | NC     |          | %     | 20        |
|                |      |                 | Total Iron (Fe)       | 2023/07/27    | NC     |          | %     | 20        |
|                |      |                 | Total Lead (Pb)       | 2023/07/27    | NC     |          | %     | 20        |
|                |      |                 | Total Magnesium (Mg)  | 2023/07/27    | 0.68   |          | %     | 20        |
|                |      |                 | Total Manganese (Mn)  | 2023/07/27    | 0.22   |          | %     | 20        |
|                |      |                 | Total Molybdenum (Mo) | 2023/07/27    | NC     |          | %     | 20        |



BUREAU  
VERITAS

Bureau Veritas Job #: C3J5931  
Report Date: 2023/08/02

Dillon Consulting Limited  
Client Project #: 22-3723  
Site Location: LAKE ENON - SW  
Sampler Initials: JM

### QUALITY ASSURANCE REPORT(CONT'D)

| QA/QC Batch | Init | QC Type                  | Parameter                         | Date Analyzed | Value  | Recovery | UNITS | QC Limits |
|-------------|------|--------------------------|-----------------------------------|---------------|--------|----------|-------|-----------|
|             |      |                          | Total Nickel (Ni)                 | 2023/07/27    | NC     |          | %     | 20        |
|             |      |                          | Total Phosphorus (P)              | 2023/07/27    | NC     |          | %     | 20        |
|             |      |                          | Total Potassium (K)               | 2023/07/27    | 2.4    |          | %     | 20        |
|             |      |                          | Total Selenium (Se)               | 2023/07/27    | NC     |          | %     | 20        |
|             |      |                          | Total Silver (Ag)                 | 2023/07/27    | NC     |          | %     | 20        |
|             |      |                          | Total Sodium (Na)                 | 2023/07/27    | 1.1    |          | %     | 20        |
|             |      |                          | Total Strontium (Sr)              | 2023/07/27    | 1.8    |          | %     | 20        |
|             |      |                          | Total Thallium (Tl)               | 2023/07/27    | NC     |          | %     | 20        |
|             |      |                          | Total Tin (Sn)                    | 2023/07/27    | NC     |          | %     | 20        |
|             |      |                          | Total Titanium (Ti)               | 2023/07/27    | NC     |          | %     | 20        |
|             |      |                          | Total Uranium (U)                 | 2023/07/27    | NC     |          | %     | 20        |
|             |      |                          | Total Vanadium (V)                | 2023/07/27    | NC     |          | %     | 20        |
|             |      |                          | Total Zinc (Zn)                   | 2023/07/27    | NC     |          | %     | 20        |
| 8822373     | CPP  | Matrix Spike [WHC272-04] | Total Organic Carbon (C)          | 2023/07/31    |        | 103      | %     | 85 - 115  |
| 8822373     | CPP  | Spiked Blank             | Total Organic Carbon (C)          | 2023/07/31    |        | 98       | %     | 80 - 120  |
| 8822373     | CPP  | Method Blank             | Total Organic Carbon (C)          | 2023/07/31    | <0.50  |          | mg/L  |           |
| 8822373     | CPP  | RPD [WHC272-04]          | Total Organic Carbon (C)          | 2023/07/31    | 0.099  |          | %     | 15        |
| 8822449     | LJV  | Spiked Blank             | pH                                | 2023/07/31    |        | 100      | %     | 97 - 103  |
| 8822449     | LJV  | RPD [WHC269-01]          | pH                                | 2023/07/31    | 0.44   |          | %     | N/A       |
| 8822457     | LJV  | Spiked Blank             | Conductivity                      | 2023/07/31    |        | 103      | %     | 80 - 120  |
| 8822457     | LJV  | Method Blank             | Conductivity                      | 2023/07/31    | <1.0   |          | uS/cm |           |
| 8822457     | LJV  | RPD [WHC269-01]          | Conductivity                      | 2023/07/31    | 0.70   |          | %     | 10        |
| 8822461     | LJV  | Spiked Blank             | Total Alkalinity (Total as CaCO3) | 2023/07/31    |        | 95       | %     | 80 - 120  |
| 8822461     | LJV  | Method Blank             | Total Alkalinity (Total as CaCO3) | 2023/07/31    | <2.0   |          | mg/L  |           |
| 8822461     | LJV  | RPD [WHC269-01]          | Total Alkalinity (Total as CaCO3) | 2023/07/31    | 2.5    |          | %     | 20        |
| 8822522     | LJV  | QC Standard              | Turbidity                         | 2023/07/31    |        | 99       | %     | 80 - 120  |
| 8822522     | LJV  | Spiked Blank             | Turbidity                         | 2023/07/31    |        | 100      | %     | 80 - 120  |
| 8822522     | LJV  | Method Blank             | Turbidity                         | 2023/07/31    | <0.10  |          | NTU   |           |
| 8822522     | LJV  | RPD [WHC270-01]          | Turbidity                         | 2023/07/31    | 48 (1) |          | %     | 20        |
| 8822841     | LJV  | QC Standard              | Turbidity                         | 2023/07/31    |        | 99       | %     | 80 - 120  |
| 8822841     | LJV  | Spiked Blank             | Turbidity                         | 2023/07/31    |        | 100      | %     | 80 - 120  |
| 8822841     | LJV  | Method Blank             | Turbidity                         | 2023/07/31    | <0.10  |          | NTU   |           |
| 8822841     | LJV  | RPD                      | Turbidity                         | 2023/07/31    | NC     |          | %     | 20        |
| 8823207     | MCN  | Matrix Spike             | Dissolved Chloride (Cl-)          | 2023/08/01    |        | NC       | %     | 80 - 120  |
| 8823207     | MCN  | Spiked Blank             | Dissolved Chloride (Cl-)          | 2023/08/01    |        | 96       | %     | 80 - 120  |
| 8823207     | MCN  | Method Blank             | Dissolved Chloride (Cl-)          | 2023/08/01    | <1.0   |          | mg/L  |           |
| 8823207     | MCN  | RPD                      | Dissolved Chloride (Cl-)          | 2023/08/01    | 0.16   |          | %     | 20        |
| 8823221     | MCN  | Matrix Spike             | Dissolved Chloride (Cl-)          | 2023/08/01    |        | 93       | %     | 80 - 120  |
| 8823221     | MCN  | Spiked Blank             | Dissolved Chloride (Cl-)          | 2023/08/01    |        | 93       | %     | 80 - 120  |
| 8823221     | MCN  | Method Blank             | Dissolved Chloride (Cl-)          | 2023/08/01    | <1.0   |          | mg/L  |           |
| 8823221     | MCN  | RPD                      | Dissolved Chloride (Cl-)          | 2023/08/01    | 0.56   |          | %     | 20        |
| 8823337     | MCN  | Matrix Spike             | Dissolved Sulphate (SO4)          | 2023/08/01    |        | NC       | %     | 80 - 120  |
| 8823337     | MCN  | Spiked Blank             | Dissolved Sulphate (SO4)          | 2023/08/01    |        | 102      | %     | 80 - 120  |
| 8823337     | MCN  | Method Blank             | Dissolved Sulphate (SO4)          | 2023/08/01    | <2.0   |          | mg/L  |           |
| 8823337     | MCN  | RPD                      | Dissolved Sulphate (SO4)          | 2023/08/01    | 0.40   |          | %     | 20        |
| 8823340     | MCN  | Matrix Spike             | Reactive Silica (SiO2)            | 2023/08/01    |        | NC       | %     | 80 - 120  |
| 8823340     | MCN  | Spiked Blank             | Reactive Silica (SiO2)            | 2023/08/01    |        | 92       | %     | 80 - 120  |
| 8823340     | MCN  | Method Blank             | Reactive Silica (SiO2)            | 2023/08/01    | <0.50  |          | mg/L  |           |
| 8823340     | MCN  | RPD                      | Reactive Silica (SiO2)            | 2023/08/01    | 0.64   |          | %     | 20        |
| 8823344     | MCN  | Spiked Blank             | Colour                            | 2023/08/01    |        | 108      | %     | 80 - 120  |
| 8823344     | MCN  | Method Blank             | Colour                            | 2023/08/01    | <5.0   |          | TCU   |           |
| 8823344     | MCN  | RPD                      | Colour                            | 2023/08/01    | NC     |          | %     | 20        |



BUREAU  
VERITAS

Bureau Veritas Job #: C3J5931  
Report Date: 2023/08/02

Dillon Consulting Limited  
Client Project #: 22-3723  
Site Location: LAKE ENON - SW  
Sampler Initials: JM

### QUALITY ASSURANCE REPORT(CONT'D)

| QA/QC | Batch   | Init | QC Type      | Parameter                | Date Analyzed | Value  | Recovery | UNITS | QC Limits |
|-------|---------|------|--------------|--------------------------|---------------|--------|----------|-------|-----------|
|       | 8823347 | MCN  | Matrix Spike | Orthophosphate (P)       | 2023/08/01    |        | 94       | %     | 80 - 120  |
|       | 8823347 | MCN  | Spiked Blank | Orthophosphate (P)       | 2023/08/01    |        | 95       | %     | 80 - 120  |
|       | 8823347 | MCN  | Method Blank | Orthophosphate (P)       | 2023/08/01    | <0.010 |          | mg/L  |           |
|       | 8823347 | MCN  | RPD          | Orthophosphate (P)       | 2023/08/01    | NC     |          | %     | 20        |
|       | 8823350 | MCN  | Matrix Spike | Nitrate + Nitrite (N)    | 2023/08/02    |        | 102      | %     | 80 - 120  |
|       | 8823350 | MCN  | Spiked Blank | Nitrate + Nitrite (N)    | 2023/08/02    |        | 100      | %     | 80 - 120  |
|       | 8823350 | MCN  | Method Blank | Nitrate + Nitrite (N)    | 2023/08/02    | <0.050 |          | mg/L  |           |
|       | 8823350 | MCN  | RPD          | Nitrate + Nitrite (N)    | 2023/08/02    | NC     |          | %     | 20        |
|       | 8823354 | MCN  | Matrix Spike | Nitrite (N)              | 2023/08/01    |        | 105      | %     | 80 - 120  |
|       | 8823354 | MCN  | Spiked Blank | Nitrite (N)              | 2023/08/01    |        | 101      | %     | 80 - 120  |
|       | 8823354 | MCN  | Method Blank | Nitrite (N)              | 2023/08/01    | <0.010 |          | mg/L  |           |
|       | 8823354 | MCN  | RPD          | Nitrite (N)              | 2023/08/01    | NC     |          | %     | 20        |
|       | 8823356 | MCN  | Matrix Spike | Dissolved Sulphate (SO4) | 2023/08/01    |        | 111      | %     | 80 - 120  |
|       | 8823356 | MCN  | Spiked Blank | Dissolved Sulphate (SO4) | 2023/08/01    |        | 100      | %     | 80 - 120  |
|       | 8823356 | MCN  | Method Blank | Dissolved Sulphate (SO4) | 2023/08/01    | <2.0   |          | mg/L  |           |
|       | 8823356 | MCN  | RPD          | Dissolved Sulphate (SO4) | 2023/08/01    | NC     |          | %     | 20        |
|       | 8823358 | MCN  | Matrix Spike | Reactive Silica (SiO2)   | 2023/08/01    |        | NC       | %     | 80 - 120  |
|       | 8823358 | MCN  | Spiked Blank | Reactive Silica (SiO2)   | 2023/08/01    |        | 92       | %     | 80 - 120  |
|       | 8823358 | MCN  | Method Blank | Reactive Silica (SiO2)   | 2023/08/01    | <0.50  |          | mg/L  |           |
|       | 8823358 | MCN  | RPD          | Reactive Silica (SiO2)   | 2023/08/01    | 0.34   |          | %     | 20        |
|       | 8823363 | MCN  | Spiked Blank | Colour                   | 2023/08/01    |        | 92       | %     | 80 - 120  |
|       | 8823363 | MCN  | Method Blank | Colour                   | 2023/08/01    | <5.0   |          | TCU   |           |
|       | 8823363 | MCN  | RPD          | Colour                   | 2023/08/01    | 0.41   |          | %     | 20        |
|       | 8823365 | MCN  | Matrix Spike | Orthophosphate (P)       | 2023/08/01    |        | NC       | %     | 80 - 120  |
|       | 8823365 | MCN  | Spiked Blank | Orthophosphate (P)       | 2023/08/01    |        | 95       | %     | 80 - 120  |
|       | 8823365 | MCN  | Method Blank | Orthophosphate (P)       | 2023/08/01    | <0.010 |          | mg/L  |           |
|       | 8823365 | MCN  | RPD          | Orthophosphate (P)       | 2023/08/01    | 1.6    |          | %     | 20        |
|       | 8823369 | MCN  | Matrix Spike | Nitrate + Nitrite (N)    | 2023/08/02    |        | 98       | %     | 80 - 120  |
|       | 8823369 | MCN  | Spiked Blank | Nitrate + Nitrite (N)    | 2023/08/02    |        | 102      | %     | 80 - 120  |
|       | 8823369 | MCN  | Method Blank | Nitrate + Nitrite (N)    | 2023/08/02    | <0.050 |          | mg/L  |           |
|       | 8823369 | MCN  | RPD          | Nitrate + Nitrite (N)    | 2023/08/02    | 16     |          | %     | 20        |
|       | 8823372 | MCN  | Matrix Spike | Nitrite (N)              | 2023/08/01    |        | 92       | %     | 80 - 120  |
|       | 8823372 | MCN  | Spiked Blank | Nitrite (N)              | 2023/08/01    |        | 102      | %     | 80 - 120  |
|       | 8823372 | MCN  | Method Blank | Nitrite (N)              | 2023/08/01    | <0.010 |          | mg/L  |           |
|       | 8823372 | MCN  | RPD          | Nitrite (N)              | 2023/08/01    | NC     |          | %     | 20        |

N/A = Not Applicable

Duplicate: Paired analysis of a separate portion of the same sample. Used to evaluate the variance in the measurement.

Matrix Spike: A sample to which a known amount of the analyte of interest has been added. Used to evaluate sample matrix interference.

QC Standard: A sample of known concentration prepared by an external agency under stringent conditions. Used as an independent check of method accuracy.

Spiked Blank: A blank matrix sample to which a known amount of the analyte, usually from a second source, has been added. Used to evaluate method accuracy.

Method Blank: A blank matrix containing all reagents used in the analytical procedure. Used to identify laboratory contamination.

NC (Matrix Spike): The recovery in the matrix spike was not calculated. The relative difference between the concentration in the parent sample and the spike amount was too small to permit a reliable recovery calculation (matrix spike concentration was less than the native sample concentration)

NC (Duplicate RPD): The duplicate RPD was not calculated. The concentration in the sample and/or duplicate was too low to permit a reliable RPD calculation (absolute difference <= 2x RDL).

(1) Turbidity duplicate: There is no significant difference between the values.



BUREAU  
VERITAS

Bureau Veritas Job #: C3J5931  
Report Date: 2023/08/02

Dillon Consulting Limited  
Client Project #: 22-3723  
Site Location: LAKE ENON - SW  
Sampler Initials: JM

### VALIDATION SIGNATURE PAGE

The analytical data and all QC contained in this report were reviewed and validated by:

Colleen Acker, B.Sc, Scientific Service Specialist



Bureau Veritas Proprietary Software  
Logiciel Propriétaire de Bureau Veritas

Automated Statchk

---

Bureau Veritas has procedures in place to guard against improper use of the electronic signature and have the required "signatories", as per ISO/IEC 17025, signing the reports. For Service Group specific validation, please refer to the Validation Signatures page if included, otherwise available by request. For Department specific Analyst/Supervisor validation names, please refer to the Test Summary section if included, otherwise available by request. This report is authorized by {0}, {1} responsible for {2} {3} laboratory operations.



Bureau Veritas - Partial/Rush Results

Your Project #: 22-3723  
Site#: LAKE ENON-SED  
Site Location: LAKE ENON-SED

**Attention: Nadine Wambolt**

Dillon Consulting Limited  
275 Charlotte St  
Sydney, NS  
CANADA B1P 1C6

**Report Date: 2023/07/20**  
Report #: R7725781  
Version: 1 - Partial

**CERTIFICATE OF ANALYSIS – PARTIAL RESULTS**

**BUREAU VERITAS JOB #: C3J5933**

**Received: 2023/07/04, 15:40**

Sample Matrix: Soil  
# Samples Received: 1

| Analyses                                  | Quantity | Date       | Date       | Laboratory Method | Analytical Method    |
|---|----------|------------|------------|-------------------|----------------------|
|   |          | Extracted  | Analyzed   |                   |                      |
| Metals Solids Acid Extr. ICPMS (1)        | 1        | 2023/07/17 | 2023/07/18 | ATL SOP 00058     | EPA 6020B R2 m       |
| Moisture (1)                              | 1        | N/A        | 2023/07/13 | ATL SOP 00001     | OMOE Handbook 1983 m |
| Grain Size - Calculated (1)               | 1        | N/A        | 2023/07/18 |                   |                      |
| Particle Size (Sieve), Sieve/pan 75um (1) | 1        | N/A        | 2023/07/18 | ATL SOP 00053     | ASTM D1140-17 m      |
| Total Organic Carbon in Soil (1)          | 1        | 2023/07/19 | 2023/07/19 | ATL SOP 00044     | LECO203601224 1991 m |

**Remarks:**

Bureau Veritas is accredited to ISO/IEC 17025 for specific parameters on scopes of accreditation. Unless otherwise noted, procedures used by Bureau Veritas are based upon recognized Provincial, Federal or US method compendia such as CCME, MELCCFP, EPA, APHA.

All work recorded herein has been done in accordance with procedures and practices ordinarily exercised by professionals in Bureau Veritas' profession using accepted testing methodologies, quality assurance and quality control procedures (except where otherwise agreed by the client and Bureau Veritas in writing). All data is in statistical control and has met quality control and method performance criteria unless otherwise noted. All method blanks are reported; unless indicated otherwise, associated sample data are not blank corrected. Where applicable, unless otherwise noted, Measurement Uncertainty has not been accounted for when stating conformity to the referenced standard.

Bureau Veritas liability is limited to the actual cost of the requested analyses, unless otherwise agreed in writing. There is no other warranty expressed or implied. Bureau Veritas has been retained to provide analysis of samples provided by the Client using the testing methodology referenced in this report. Interpretation and use of test results are the sole responsibility of the Client and are not within the scope of services provided by Bureau Veritas, unless otherwise agreed in writing. Bureau Veritas is not responsible for the accuracy or any data impacts, that result from the information provided by the customer or their agent.

Solid sample results, except biota, are based on dry weight unless otherwise indicated. Organic analyses are not recovery corrected except for isotope dilution methods.

Results relate to samples tested. When sampling is not conducted by Bureau Veritas, results relate to the supplied samples tested.

This Certificate shall not be reproduced except in full, without the written approval of the laboratory.

Reference Method suffix "m" indicates test methods incorporate validated modifications from specific reference methods to improve performance.

\* RPDs calculated using raw data. The rounding of final results may result in the apparent difference.

(1) This test was performed by Bureau Veritas Bedford, 200 Bluewater Rd Suite 105, Bedford, NS, B4B 1G9



Bureau Veritas - Partial/Rush Results

Your Project #: 22-3723  
Site#: LAKE ENON-SED  
Site Location: LAKE ENON-SED

**Attention: Nadine Wambolt**

Dillon Consulting Limited  
275 Charlotte St  
Sydney, NS  
CANADA B1P 1C6

**Report Date: 2023/07/20**  
Report #: R7725781  
Version: 1 - Partial

**CERTIFICATE OF ANALYSIS – PARTIAL RESULTS**

**BUREAU VERITAS JOB #: C3J5933**

**Received: 2023/07/04, 15:40**

Encryption Key



**AUTHORIZED REPORT  
RAPPORT AUTORISÉ**

Bureau Veritas

20 Jul 2023 10:52:23

Please direct all questions regarding this Certificate of Analysis to:  
Natalie MacAskill, Key Account Specialist  
Email: Natalie.MacAskill@bureauveritas.com  
Phone# (902)567-1255 Ext:17

=====

This report has been generated and distributed using a secure automated process. Bureau Veritas has procedures in place to guard against improper use of the electronic signature and have the required "signatories", as per ISO/IEC 17025, signing the reports. For Service Group specific validation, please refer to the Validation Signatures page if included, otherwise available by request. For Department specific Analyst/Supervisor validation names, please refer to the Test Summary section if included, otherwise available by request. This report is authorized by Kathy (Keeping) Martin, Laboratory Manager responsible for Nova Scotia Environmental laboratory operations.



BUREAU  
VERITAS

Bureau Veritas Job #: C3J5933  
Report Date: 2023/07/20

Dillon Consulting Limited  
Client Project #: 22-3723  
Site Location: LAKE ENON-SED  
Sampler Initials: JM

### RESULTS OF ANALYSES OF SOIL

|  |              |                     |            |                 |
|--|--------------|---------------------|------------|-----------------|
| <b>Bureau Veritas ID</b>   |              | WHC448              |            |                 |
| <b>Sampling Date</b>   |              | 2023/07/04<br>10:13 |            |                 |
|  | <b>UNITS</b> | <b>SED23</b>        | <b>RDL</b> | <b>QC Batch</b> |
| <b>Calculated Parameters</b>   |              |                     |            |                 |
| Grain Size   | N/A          | COARSE              | N/A        | 8783122         |
| <b>Inorganics</b>  |              |                     |            |                 |
| Moisture   | %            | 48                  | 1.0        | 8783468         |
| Organic Carbon (TOC)   | g/kg         | 13                  | 0.50       | 8797733         |
| Sieve - #200 (>0.075mm)  | %            | 72                  | 1          | 8788751         |
| Sieve - Pan  | %            | 28                  | 1          | 8788751         |
| RDL = Reportable Detection Limit<br>QC Batch = Quality Control Batch<br>N/A = Not Applicable |              |                     |            |                 |

Bureau Veritas - Partial/Rush Results



BUREAU  
VERITAS

Bureau Veritas Job #: C3J5933  
Report Date: 2023/07/20

Dillon Consulting Limited  
Client Project #: 22-3723  
Site Location: LAKE ENON-SED  
Sampler Initials: JM

### ELEMENTS BY ATOMIC SPECTROSCOPY (SOIL)

| Bureau Veritas ID  |       | WHC448              |      |          |
|--|-------|---------------------|------|----------|
| Sampling Date  |       | 2023/07/04<br>10:13 |      |          |
|  | UNITS | SED23               | RDL  | QC Batch |
| <b>Metals</b>  |       |                     |      |          |
| Acid Extractable Aluminum (Al)                                       | mg/kg | 10000               | 10   | 8793052  |
| Acid Extractable Antimony (Sb)                                       | mg/kg | <2.0                | 2.0  | 8793052  |
| Acid Extractable Arsenic (As)  | mg/kg | 3.1                 | 2.0  | 8793052  |
| Acid Extractable Barium (Ba)   | mg/kg | 440                 | 5.0  | 8793052  |
| Acid Extractable Beryllium (Be)                                      | mg/kg | <1.0                | 1.0  | 8793052  |
| Acid Extractable Bismuth (Bi)  | mg/kg | <2.0                | 2.0  | 8793052  |
| Acid Extractable Boron (B)   | mg/kg | <50                 | 50   | 8793052  |
| Acid Extractable Cadmium (Cd)  | mg/kg | 2.4                 | 0.30 | 8793052  |
| Acid Extractable Chromium (Cr)                                       | mg/kg | 11                  | 2.0  | 8793052  |
| Acid Extractable Cobalt (Co)   | mg/kg | 6.1                 | 1.0  | 8793052  |
| Acid Extractable Copper (Cu)   | mg/kg | 8.9                 | 2.0  | 8793052  |
| Acid Extractable Iron (Fe)   | mg/kg | 17000               | 50   | 8793052  |
| Acid Extractable Lead (Pb)   | mg/kg | 120                 | 0.50 | 8793052  |
| Acid Extractable Lithium (Li)  | mg/kg | 15                  | 2.0  | 8793052  |
| Acid Extractable Manganese (Mn)                                      | mg/kg | 3500                | 2.0  | 8793052  |
| Acid Extractable Mercury (Hg)  | mg/kg | <0.10               | 0.10 | 8793052  |
| Acid Extractable Molybdenum (Mo)                                     | mg/kg | <2.0                | 2.0  | 8793052  |
| Acid Extractable Nickel (Ni)   | mg/kg | 9.5                 | 2.0  | 8793052  |
| Acid Extractable Rubidium (Rb)                                       | mg/kg | 7.5                 | 2.0  | 8793052  |
| Acid Extractable Selenium (Se)                                       | mg/kg | 0.56                | 0.50 | 8793052  |
| Acid Extractable Silver (Ag)   | mg/kg | <0.50               | 0.50 | 8793052  |
| Acid Extractable Strontium (Sr)                                      | mg/kg | 150                 | 5.0  | 8793052  |
| Acid Extractable Thallium (Tl)                                       | mg/kg | 0.16                | 0.10 | 8793052  |
| Acid Extractable Tin (Sn)  | mg/kg | <1.0                | 1.0  | 8793052  |
| Acid Extractable Uranium (U)   | mg/kg | 1.6                 | 0.10 | 8793052  |
| Acid Extractable Vanadium (V)  | mg/kg | 21                  | 2.0  | 8793052  |
| Acid Extractable Zinc (Zn)   | mg/kg | 310                 | 5.0  | 8793052  |
| RDL = Reportable Detection Limit<br>QC Batch = Quality Control Batch |       |                     |      |          |

Bureau Veritas - Partial/Rush Results



**BUREAU  
VERITAS**

Bureau Veritas Job #: C3J5933  
Report Date: 2023/07/20

Dillon Consulting Limited  
Client Project #: 22-3723  
Site Location: LAKE ENON-SED  
Sampler Initials: JM

### GENERAL COMMENTS

Results relate only to the items tested.

Bureau Veritas - Partial/Rush Results



BUREAU  
VERITAS

Bureau Veritas Job #: C3J5933  
Report Date: 2023/07/20

Dillon Consulting Limited  
Client Project #: 22-3723  
Site Location: LAKE ENON-SED  
Sampler Initials: JM

### QUALITY ASSURANCE REPORT

| QA/QC | Batch   | Init | QC Type         | Parameter                        | Date Analyzed | Value | Recovery | UNITS | QC Limits |
|-------|---------|------|-----------------|----------------------------------|---------------|-------|----------|-------|-----------|
|       | 8783468 | LJV  | RPD             | Moisture                         | 2023/07/13    | 7.5   |          | %     | 25        |
|       | 8788751 | BBD  | QC Standard     | Sieve - #200 (>0.075mm)          | 2023/07/18    |       | 97       | %     | 90 - 110  |
|       | 8788751 | BBD  | Method Blank    | Sieve - #200 (>0.075mm)          | 2023/07/18    | <1    |          | %     |           |
|       |         |      |                 | Sieve - Pan                      | 2023/07/18    | 100,  |          | %     |           |
|       |         |      |                 |                                  |               | RDL=1 |          |       |           |
|       | 8788751 | BBD  | RPD [WHC407-01] | Sieve - #200 (>0.075mm)          | 2023/07/18    | 23    |          | %     | 25        |
|       |         |      |                 | Sieve - Pan                      | 2023/07/18    | 12    |          | %     | 25        |
|       | 8793052 | JHY  | Matrix Spike    | Acid Extractable Antimony (Sb)   | 2023/07/18    |       | 96       | %     | 75 - 125  |
|       |         |      |                 | Acid Extractable Arsenic (As)    | 2023/07/18    |       | 101      | %     | 75 - 125  |
|       |         |      |                 | Acid Extractable Barium (Ba)     | 2023/07/18    |       | NC       | %     | 75 - 125  |
|       |         |      |                 | Acid Extractable Beryllium (Be)  | 2023/07/18    |       | 99       | %     | 75 - 125  |
|       |         |      |                 | Acid Extractable Bismuth (Bi)    | 2023/07/18    |       | 101      | %     | 75 - 125  |
|       |         |      |                 | Acid Extractable Boron (B)       | 2023/07/18    |       | 93       | %     | 75 - 125  |
|       |         |      |                 | Acid Extractable Cadmium (Cd)    | 2023/07/18    |       | 97       | %     | 75 - 125  |
|       |         |      |                 | Acid Extractable Chromium (Cr)   | 2023/07/18    |       | 101      | %     | 75 - 125  |
|       |         |      |                 | Acid Extractable Cobalt (Co)     | 2023/07/18    |       | 100      | %     | 75 - 125  |
|       |         |      |                 | Acid Extractable Copper (Cu)     | 2023/07/18    |       | 105      | %     | 75 - 125  |
|       |         |      |                 | Acid Extractable Lead (Pb)       | 2023/07/18    |       | 104      | %     | 75 - 125  |
|       |         |      |                 | Acid Extractable Lithium (Li)    | 2023/07/18    |       | 99       | %     | 75 - 125  |
|       |         |      |                 | Acid Extractable Manganese (Mn)  | 2023/07/18    |       | NC       | %     | 75 - 125  |
|       |         |      |                 | Acid Extractable Mercury (Hg)    | 2023/07/18    |       | 96       | %     | 75 - 125  |
|       |         |      |                 | Acid Extractable Molybdenum (Mo) | 2023/07/18    |       | 102      | %     | 75 - 125  |
|       |         |      |                 | Acid Extractable Nickel (Ni)     | 2023/07/18    |       | 101      | %     | 75 - 125  |
|       |         |      |                 | Acid Extractable Rubidium (Rb)   | 2023/07/18    |       | 96       | %     | 75 - 125  |
|       |         |      |                 | Acid Extractable Selenium (Se)   | 2023/07/18    |       | 98       | %     | 75 - 125  |
|       |         |      |                 | Acid Extractable Silver (Ag)     | 2023/07/18    |       | 100      | %     | 75 - 125  |
|       |         |      |                 | Acid Extractable Strontium (Sr)  | 2023/07/18    |       | 100      | %     | 75 - 125  |
|       |         |      |                 | Acid Extractable Thallium (Tl)   | 2023/07/18    |       | 101      | %     | 75 - 125  |
|       |         |      |                 | Acid Extractable Tin (Sn)        | 2023/07/18    |       | 101      | %     | 75 - 125  |
|       |         |      |                 | Acid Extractable Uranium (U)     | 2023/07/18    |       | 100      | %     | 75 - 125  |
|       |         |      |                 | Acid Extractable Vanadium (V)    | 2023/07/18    |       | 96       | %     | 75 - 125  |
|       |         |      |                 | Acid Extractable Zinc (Zn)       | 2023/07/18    |       | NC       | %     | 75 - 125  |
|       | 8793052 | JHY  | Spiked Blank    | Acid Extractable Antimony (Sb)   | 2023/07/18    |       | 100      | %     | 75 - 125  |
|       |         |      |                 | Acid Extractable Arsenic (As)    | 2023/07/18    |       | 98       | %     | 75 - 125  |
|       |         |      |                 | Acid Extractable Barium (Ba)     | 2023/07/18    |       | 96       | %     | 75 - 125  |
|       |         |      |                 | Acid Extractable Beryllium (Be)  | 2023/07/18    |       | 96       | %     | 75 - 125  |
|       |         |      |                 | Acid Extractable Bismuth (Bi)    | 2023/07/18    |       | 97       | %     | 75 - 125  |
|       |         |      |                 | Acid Extractable Boron (B)       | 2023/07/18    |       | 106      | %     | 75 - 125  |
|       |         |      |                 | Acid Extractable Cadmium (Cd)    | 2023/07/18    |       | 95       | %     | 75 - 125  |
|       |         |      |                 | Acid Extractable Chromium (Cr)   | 2023/07/18    |       | 97       | %     | 75 - 125  |
|       |         |      |                 | Acid Extractable Cobalt (Co)     | 2023/07/18    |       | 98       | %     | 75 - 125  |
|       |         |      |                 | Acid Extractable Copper (Cu)     | 2023/07/18    |       | 97       | %     | 75 - 125  |
|       |         |      |                 | Acid Extractable Lead (Pb)       | 2023/07/18    |       | 96       | %     | 75 - 125  |
|       |         |      |                 | Acid Extractable Lithium (Li)    | 2023/07/18    |       | 96       | %     | 75 - 125  |
|       |         |      |                 | Acid Extractable Manganese (Mn)  | 2023/07/18    |       | 100      | %     | 75 - 125  |
|       |         |      |                 | Acid Extractable Mercury (Hg)    | 2023/07/18    |       | 94       | %     | 75 - 125  |
|       |         |      |                 | Acid Extractable Molybdenum (Mo) | 2023/07/18    |       | 100      | %     | 75 - 125  |
|       |         |      |                 | Acid Extractable Nickel (Ni)     | 2023/07/18    |       | 99       | %     | 75 - 125  |
|       |         |      |                 | Acid Extractable Rubidium (Rb)   | 2023/07/18    |       | 97       | %     | 75 - 125  |
|       |         |      |                 | Acid Extractable Selenium (Se)   | 2023/07/18    |       | 97       | %     | 75 - 125  |
|       |         |      |                 | Acid Extractable Silver (Ag)     | 2023/07/18    |       | 97       | %     | 75 - 125  |
|       |         |      |                 | Acid Extractable Strontium (Sr)  | 2023/07/18    |       | 98       | %     | 75 - 125  |
|       |         |      |                 | Acid Extractable Thallium (Tl)   | 2023/07/18    |       | 98       | %     | 75 - 125  |

Bureau Veritas - Partial/Rush Results



BUREAU  
VERITAS

Bureau Veritas Job #: C3J5933  
Report Date: 2023/07/20

Dillon Consulting Limited  
Client Project #: 22-3723  
Site Location: LAKE ENON-SED  
Sampler Initials: JM

### QUALITY ASSURANCE REPORT(CONT'D)

| QA/QC | Batch   | Init | QC Type      | Parameter                        | Date Analyzed | Value | Recovery | UNITS | QC Limits |
|-------|---------|------|--------------|----------------------------------|---------------|-------|----------|-------|-----------|
|       |         |      |              | Acid Extractable Tin (Sn)        | 2023/07/18    |       | 100      | %     | 75 - 125  |
|       |         |      |              | Acid Extractable Uranium (U)     | 2023/07/18    |       | 97       | %     | 75 - 125  |
|       |         |      |              | Acid Extractable Vanadium (V)    | 2023/07/18    |       | 98       | %     | 75 - 125  |
|       |         |      |              | Acid Extractable Zinc (Zn)       | 2023/07/18    |       | 98       | %     | 75 - 125  |
|       | 8793052 | JHY  | Method Blank | Acid Extractable Aluminum (Al)   | 2023/07/18    | <10   |          | mg/kg |           |
|       |         |      |              | Acid Extractable Antimony (Sb)   | 2023/07/18    | <2.0  |          | mg/kg |           |
|       |         |      |              | Acid Extractable Arsenic (As)    | 2023/07/18    | <2.0  |          | mg/kg |           |
|       |         |      |              | Acid Extractable Barium (Ba)     | 2023/07/18    | <5.0  |          | mg/kg |           |
|       |         |      |              | Acid Extractable Beryllium (Be)  | 2023/07/18    | <1.0  |          | mg/kg |           |
|       |         |      |              | Acid Extractable Bismuth (Bi)    | 2023/07/18    | <2.0  |          | mg/kg |           |
|       |         |      |              | Acid Extractable Boron (B)       | 2023/07/18    | <50   |          | mg/kg |           |
|       |         |      |              | Acid Extractable Cadmium (Cd)    | 2023/07/18    | <0.30 |          | mg/kg |           |
|       |         |      |              | Acid Extractable Chromium (Cr)   | 2023/07/18    | <2.0  |          | mg/kg |           |
|       |         |      |              | Acid Extractable Cobalt (Co)     | 2023/07/18    | <1.0  |          | mg/kg |           |
|       |         |      |              | Acid Extractable Copper (Cu)     | 2023/07/18    | <2.0  |          | mg/kg |           |
|       |         |      |              | Acid Extractable Iron (Fe)       | 2023/07/18    | <50   |          | mg/kg |           |
|       |         |      |              | Acid Extractable Lead (Pb)       | 2023/07/18    | <0.50 |          | mg/kg |           |
|       |         |      |              | Acid Extractable Lithium (Li)    | 2023/07/18    | <2.0  |          | mg/kg |           |
|       |         |      |              | Acid Extractable Manganese (Mn)  | 2023/07/18    | <2.0  |          | mg/kg |           |
|       |         |      |              | Acid Extractable Mercury (Hg)    | 2023/07/18    | <0.10 |          | mg/kg |           |
|       |         |      |              | Acid Extractable Molybdenum (Mo) | 2023/07/18    | <2.0  |          | mg/kg |           |
|       |         |      |              | Acid Extractable Nickel (Ni)     | 2023/07/18    | <2.0  |          | mg/kg |           |
|       |         |      |              | Acid Extractable Rubidium (Rb)   | 2023/07/18    | <2.0  |          | mg/kg |           |
|       |         |      |              | Acid Extractable Selenium (Se)   | 2023/07/18    | <0.50 |          | mg/kg |           |
|       |         |      |              | Acid Extractable Silver (Ag)     | 2023/07/18    | <0.50 |          | mg/kg |           |
|       |         |      |              | Acid Extractable Strontium (Sr)  | 2023/07/18    | <5.0  |          | mg/kg |           |
|       |         |      |              | Acid Extractable Thallium (Tl)   | 2023/07/18    | <0.10 |          | mg/kg |           |
|       |         |      |              | Acid Extractable Tin (Sn)        | 2023/07/18    | <1.0  |          | mg/kg |           |
|       |         |      |              | Acid Extractable Uranium (U)     | 2023/07/18    | <0.10 |          | mg/kg |           |
|       |         |      |              | Acid Extractable Vanadium (V)    | 2023/07/18    | <2.0  |          | mg/kg |           |
|       |         |      |              | Acid Extractable Zinc (Zn)       | 2023/07/18    | <5.0  |          | mg/kg |           |
|       | 8793052 | JHY  | RPD          | Acid Extractable Aluminum (Al)   | 2023/07/18    | 1.7   |          | %     | 35        |
|       |         |      |              | Acid Extractable Antimony (Sb)   | 2023/07/18    | NC    |          | %     | 35        |
|       |         |      |              | Acid Extractable Arsenic (As)    | 2023/07/18    | 4.3   |          | %     | 35        |
|       |         |      |              | Acid Extractable Barium (Ba)     | 2023/07/18    | 1.6   |          | %     | 35        |
|       |         |      |              | Acid Extractable Beryllium (Be)  | 2023/07/18    | NC    |          | %     | 35        |
|       |         |      |              | Acid Extractable Bismuth (Bi)    | 2023/07/18    | NC    |          | %     | 35        |
|       |         |      |              | Acid Extractable Boron (B)       | 2023/07/18    | NC    |          | %     | 35        |
|       |         |      |              | Acid Extractable Cadmium (Cd)    | 2023/07/18    | NC    |          | %     | 35        |
|       |         |      |              | Acid Extractable Chromium (Cr)   | 2023/07/18    | 1.2   |          | %     | 35        |
|       |         |      |              | Acid Extractable Cobalt (Co)     | 2023/07/18    | 0.17  |          | %     | 35        |
|       |         |      |              | Acid Extractable Copper (Cu)     | 2023/07/18    | 2.9   |          | %     | 35        |
|       |         |      |              | Acid Extractable Iron (Fe)       | 2023/07/18    | 1.9   |          | %     | 35        |
|       |         |      |              | Acid Extractable Lead (Pb)       | 2023/07/18    | 9.0   |          | %     | 35        |
|       |         |      |              | Acid Extractable Lithium (Li)    | 2023/07/18    | 2.4   |          | %     | 35        |
|       |         |      |              | Acid Extractable Manganese (Mn)  | 2023/07/18    | 14    |          | %     | 35        |
|       |         |      |              | Acid Extractable Mercury (Hg)    | 2023/07/18    | 12    |          | %     | 35        |
|       |         |      |              | Acid Extractable Molybdenum (Mo) | 2023/07/18    | NC    |          | %     | 35        |
|       |         |      |              | Acid Extractable Nickel (Ni)     | 2023/07/18    | 5.1   |          | %     | 35        |
|       |         |      |              | Acid Extractable Rubidium (Rb)   | 2023/07/18    | 15    |          | %     | 35        |
|       |         |      |              | Acid Extractable Selenium (Se)   | 2023/07/18    | NC    |          | %     | 35        |
|       |         |      |              | Acid Extractable Silver (Ag)     | 2023/07/18    | NC    |          | %     | 35        |
|       |         |      |              | Acid Extractable Strontium (Sr)  | 2023/07/18    | 5.8   |          | %     | 35        |

Bureau Veritas - Partial/Rush Results



### QUALITY ASSURANCE REPORT(CONT'D)

| QA/QC Batch | Init | QC Type         | Parameter                      | Date Analyzed | Value | Recovery | UNITS | QC Limits |
|-------------|------|-----------------|--------------------------------|---------------|-------|----------|-------|-----------|
|             |      |                 | Acid Extractable Thallium (Tl) | 2023/07/18    | NC    |          | %     | 35        |
|             |      |                 | Acid Extractable Tin (Sn)      | 2023/07/18    | NC    |          | %     | 35        |
|             |      |                 | Acid Extractable Uranium (U)   | 2023/07/18    | 10    |          | %     | 35        |
|             |      |                 | Acid Extractable Vanadium (V)  | 2023/07/18    | 15    |          | %     | 35        |
|             |      |                 | Acid Extractable Zinc (Zn)     | 2023/07/18    | 2.2   |          | %     | 35        |
| 8797733     | BBD  | QC Standard     | Organic Carbon (TOC)           | 2023/07/19    |       | 111      | %     | 75 - 125  |
| 8797733     | BBD  | Method Blank    | Organic Carbon (TOC)           | 2023/07/19    | <0.50 |          | g/kg  |           |
| 8797733     | BBD  | RPD [WHC437-01] | Organic Carbon (TOC)           | 2023/07/19    | 6.0   |          | %     | 35        |

Duplicate: Paired analysis of a separate portion of the same sample. Used to evaluate the variance in the measurement.

Matrix Spike: A sample to which a known amount of the analyte of interest has been added. Used to evaluate sample matrix interference.

QC Standard: A sample of known concentration prepared by an external agency under stringent conditions. Used as an independent check of method accuracy.

Spiked Blank: A blank matrix sample to which a known amount of the analyte, usually from a second source, has been added. Used to evaluate method accuracy.

Method Blank: A blank matrix containing all reagents used in the analytical procedure. Used to identify laboratory contamination.

NC (Matrix Spike): The recovery in the matrix spike was not calculated. The relative difference between the concentration in the parent sample and the spike amount was too small to permit a reliable recovery calculation (matrix spike concentration was less than the native sample concentration)

NC (Duplicate RPD): The duplicate RPD was not calculated. The concentration in the sample and/or duplicate was too low to permit a reliable RPD calculation (absolute difference <= 2x RDL).

Bureau Veritas - Partial/Rush Results



BUREAU  
VERITAS

Bureau Veritas Job #: C3J5933  
Report Date: 2023/07/20

Dillon Consulting Limited  
Client Project #: 22-3723  
Site Location: LAKE ENON-SED  
Sampler Initials: JM

### VALIDATION SIGNATURE PAGE

The analytical data and all QC contained in this report were reviewed and validated by:

Mike MacGillivray, Scientific Specialist (Inorganics)

Phil Deveau, Scientific Specialist (Organics)

---

Bureau Veritas has procedures in place to guard against improper use of the electronic signature and have the required "signatories", as per ISO/IEC 17025, signing the reports. For Service Group specific validation, please refer to the Validation Signatures page if included, otherwise available by request. For Department specific Analyst/Supervisor validation names, please refer to the Test Summary section if included, otherwise available by request. This report is authorized by {0}, {1} responsible for {2} {3} laboratory operations.

Bureau Veritas - Partial/Rush Results



Your Project #: 22-3723  
 Site#: LAKE ENON-SED  
 Site Location: LAKE ENON-SED

**Attention: Nadine Wambolt**

Dillon Consulting Limited  
 275 Charlotte St  
 Sydney, NS  
 CANADA B1P 1C6

**Report Date: 2023/07/21**  
 Report #: R7728014  
 Version: 2 - Final

**CERTIFICATE OF ANALYSIS**

**BUREAU VERITAS JOB #: C3J5933**

**Received: 2023/07/04, 15:40**

Sample Matrix: Soil  
 # Samples Received: 13

| Analyses                                  | Quantity | Date       | Date       | Laboratory Method | Analytical Method    |
|---|----------|------------|------------|-------------------|----------------------|
|   |          | Extracted  | Analyzed   |                   |                      |
| Metals Solids Acid Extr. ICPMS (1)        | 1        | 2023/07/17 | 2023/07/18 | ATL SOP 00058     | EPA 6020B R2 m       |
| Metals Solids Acid Extr. ICPMS (1)        | 3        | 2023/07/18 | 2023/07/18 | ATL SOP 00058     | EPA 6020B R2 m       |
| Metals Solids Acid Extr. ICPMS (1)        | 2        | 2023/07/18 | 2023/07/19 | ATL SOP 00058     | EPA 6020B R2 m       |
| Metals Solids Acid Extr. ICPMS (1)        | 7        | 2023/07/19 | 2023/07/19 | ATL SOP 00058     | EPA 6020B R2 m       |
| Moisture (1)                              | 12       | N/A        | 2023/07/12 | ATL SOP 00001     | OMOE Handbook 1983 m |
| Moisture (1)                              | 1        | N/A        | 2023/07/13 | ATL SOP 00001     | OMOE Handbook 1983 m |
| Grain Size - Calculated (1)               | 13       | N/A        | 2023/07/18 |                   |                      |
| Particle Size (Sieve), Sieve/pan 75um (1) | 13       | N/A        | 2023/07/18 | ATL SOP 00053     | ASTM D1140-17 m      |
| Total Organic Carbon in Soil (1)          | 13       | 2023/07/19 | 2023/07/19 | ATL SOP 00044     | LECO203601224 1991 m |

**Remarks:**

Bureau Veritas is accredited to ISO/IEC 17025 for specific parameters on scopes of accreditation. Unless otherwise noted, procedures used by Bureau Veritas are based upon recognized Provincial, Federal or US method compendia such as CCME, MELCCFP, EPA, APHA.

All work recorded herein has been done in accordance with procedures and practices ordinarily exercised by professionals in Bureau Veritas' profession using accepted testing methodologies, quality assurance and quality control procedures (except where otherwise agreed by the client and Bureau Veritas in writing). All data is in statistical control and has met quality control and method performance criteria unless otherwise noted. All method blanks are reported; unless indicated otherwise, associated sample data are not blank corrected. Where applicable, unless otherwise noted, Measurement Uncertainty has not been accounted for when stating conformity to the referenced standard.

Bureau Veritas liability is limited to the actual cost of the requested analyses, unless otherwise agreed in writing. There is no other warranty expressed or implied. Bureau Veritas has been retained to provide analysis of samples provided by the Client using the testing methodology referenced in this report. Interpretation and use of test results are the sole responsibility of the Client and are not within the scope of services provided by Bureau Veritas, unless otherwise agreed in writing. Bureau Veritas is not responsible for the accuracy or any data impacts, that result from the information provided by the customer or their agent.

Solid sample results, except biota, are based on dry weight unless otherwise indicated. Organic analyses are not recovery corrected except for isotope dilution methods.

Results relate to samples tested. When sampling is not conducted by Bureau Veritas, results relate to the supplied samples tested.

This Certificate shall not be reproduced except in full, without the written approval of the laboratory.

Reference Method suffix "m" indicates test methods incorporate validated modifications from specific reference methods to improve performance.

\* RPDs calculated using raw data. The rounding of final results may result in the apparent difference.

(1) This test was performed by Bureau Veritas Bedford, 200 Bluewater Rd Suite 105, Bedford, NS, B4B 1G9



Your Project #: 22-3723  
Site#: LAKE ENON-SED  
Site Location: LAKE ENON-SED

**Attention: Nadine Wambolt**

Dillon Consulting Limited  
275 Charlotte St  
Sydney, NS  
CANADA B1P 1C6

**Report Date: 2023/07/21**  
Report #: R7728014  
Version: 2 - Final

**CERTIFICATE OF ANALYSIS**

**BUREAU VERITAS JOB #: C3J5933**

**Received: 2023/07/04, 15:40**

Encryption Key



**AUTHORIZED REPORT  
RAPPORT AUTORISÉ**

Bureau Veritas

21 Jul 2023 11:48:00

Please direct all questions regarding this Certificate of Analysis to:  
Natalie MacAskill, Key Account Specialist  
Email: Natalie.MacAskill@bureauveritas.com  
Phone# (902)567-1255 Ext:17

=====

Bureau Veritas has procedures in place to guard against improper use of the electronic signature and have the required "signatories", as per ISO/IEC 17025, signing the reports. For Service Group specific validation, please refer to the Validation Signatures page if included, otherwise available by request. For Department specific Analyst/Supervisor validation names, please refer to the Test Summary section if included, otherwise available by request. This report is authorized by Kathy (Keeping) Martin, Laboratory Manager responsible for Nova Scotia Environmental laboratory operations.



BUREAU  
VERITAS

Bureau Veritas Job #: C3J5933  
Report Date: 2023/07/21

Dillon Consulting Limited  
Client Project #: 22-3723  
Site Location: LAKE ENON-SED  
Sampler Initials: JM

### RESULTS OF ANALYSES OF SOIL

|                          |              |                     |                     |                     |                     |                     |                     |                     |            |                 |
|--------------------------|--------------|---------------------|---------------------|---------------------|---------------------|---------------------|---------------------|---------------------|------------|-----------------|
| <b>Bureau Veritas ID</b> |              | WHC407              | WHC437              | WHC439              | WHC440              | WHC441              | WHC442              | WHC443              |            |                 |
| <b>Sampling Date</b>     |              | 2023/07/04<br>10:56 | 2023/07/04<br>12:30 | 2023/07/04<br>12:01 | 2023/07/04<br>10:47 | 2023/07/04<br>10:29 | 2023/07/04<br>11:50 | 2023/07/04<br>10:39 |            |                 |
|                          | <b>UNITS</b> | <b>SED11</b>        | <b>SED12</b>        | <b>SED14</b>        | <b>SED15</b>        | <b>SED16</b>        | <b>SED17</b>        | <b>SED18</b>        | <b>RDL</b> | <b>QC Batch</b> |

|                              |      |      |        |        |      |      |      |      |      |         |
|------------------------------|------|------|--------|--------|------|------|------|------|------|---------|
| <b>Calculated Parameters</b> |      |      |        |        |      |      |      |      |      |         |
| Grain Size                   | N/A  | FINE | COARSE | COARSE | FINE | FINE | FINE | FINE | N/A  | 8769572 |
| <b>Inorganics</b>            |      |      |        |        |      |      |      |      |      |         |
| Moisture                     | %    | 71   | 29     | 37     | 70   | 57   | 83   | 80   | 1.0  | 8780443 |
| Organic Carbon (TOC)         | g/kg | 39   | 4.5    | 7.8    | 36   | 15   | 56   | 40   | 0.50 | 8797733 |
| Sieve - #200 (>0.075mm)      | %    | 31   | 96     | 88     | 11   | 40   | 26   | 14   | 1    | 8788751 |
| Sieve - Pan                  | %    | 69   | 4      | 12     | 89   | 60   | 74   | 86   | 1    | 8788751 |

RDL = Reportable Detection Limit  
 QC Batch = Quality Control Batch  
 N/A = Not Applicable

|                          |              |                     |                     |                 |                     |                 |                     |                     |            |                 |
|--------------------------|--------------|---------------------|---------------------|-----------------|---------------------|-----------------|---------------------|---------------------|------------|-----------------|
| <b>Bureau Veritas ID</b> |              | WHC444              | WHC445              |                 | WHC448              |                 | WHC449              | WHC450              |            |                 |
| <b>Sampling Date</b>     |              | 2023/07/04<br>10:21 | 2023/07/04<br>12:09 |                 | 2023/07/04<br>10:13 |                 | 2023/07/04<br>09:58 | 2023/07/04<br>09:50 |            |                 |
|                          | <b>UNITS</b> | <b>SED19</b>        | <b>SED20</b>        | <b>QC Batch</b> | <b>SED23</b>        | <b>QC Batch</b> | <b>SED24</b>        | <b>SED25</b>        | <b>RDL</b> | <b>QC Batch</b> |

|                              |      |      |      |         |        |         |      |        |      |         |
|------------------------------|------|------|------|---------|--------|---------|------|--------|------|---------|
| <b>Calculated Parameters</b> |      |      |      |         |        |         |      |        |      |         |
| Grain Size                   | N/A  | FINE | FINE | 8769572 | COARSE | 8783122 | FINE | COARSE | N/A  | 8769572 |
| <b>Inorganics</b>            |      |      |      |         |        |         |      |        |      |         |
| Moisture                     | %    | 77   | 73   | 8780443 | 48     | 8783468 | 84   | 45     | 1.0  | 8780443 |
| Organic Carbon (TOC)         | g/kg | 44   | 23   | 8797733 | 13     | 8797733 | 54   | 13     | 0.50 | 8797733 |
| Sieve - #200 (>0.075mm)      | %    | 8    | 28   | 8788751 | 72     | 8788751 | 23   | 77     | 1    | 8788751 |
| Sieve - Pan                  | %    | 92   | 72   | 8788751 | 28     | 8788751 | 77   | 23     | 1    | 8788751 |

RDL = Reportable Detection Limit  
 QC Batch = Quality Control Batch  
 N/A = Not Applicable



BUREAU  
VERITAS

Bureau Veritas Job #: C3J5933  
Report Date: 2023/07/21

Dillon Consulting Limited  
Client Project #: 22-3723  
Site Location: LAKE ENON-SED  
Sampler Initials: JM

### RESULTS OF ANALYSES OF SOIL

|  |              |                     |            |                 |
|--|--------------|---------------------|------------|-----------------|
| <b>Bureau Veritas ID</b>   |              | WHC451              |            |                 |
| <b>Sampling Date</b>   |              | 2023/07/04<br>12:01 |            |                 |
|  | <b>UNITS</b> | <b>SED26</b>        | <b>RDL</b> | <b>QC Batch</b> |
| <b>Calculated Parameters</b>   |              |                     |            |                 |
| Grain Size   | N/A          | COARSE              | N/A        | 8769571         |
| <b>Inorganics</b>  |              |                     |            |                 |
| Moisture   | %            | 36                  | 1.0        | 8780443         |
| Organic Carbon (TOC)   | g/kg         | 7.7                 | 0.50       | 8797733         |
| Sieve - #200 (>0.075mm)  | %            | 91                  | 1          | 8788751         |
| Sieve - Pan  | %            | 9                   | 1          | 8788751         |
| RDL = Reportable Detection Limit<br>QC Batch = Quality Control Batch<br>N/A = Not Applicable |              |                     |            |                 |



BUREAU  
VERITAS

Bureau Veritas Job #: C3J5933  
Report Date: 2023/07/21

Dillon Consulting Limited  
Client Project #: 22-3723  
Site Location: LAKE ENON-SED  
Sampler Initials: JM

### ELEMENTS BY ATOMIC SPECTROSCOPY (SOIL)

| Bureau Veritas ID  |       | WHC407              |          | WHC437              | WHC439              |          | WHC440              |      |          |
|--|-------|---------------------|----------|---------------------|---------------------|----------|---------------------|------|----------|
| Sampling Date  |       | 2023/07/04<br>10:56 |          | 2023/07/04<br>12:30 | 2023/07/04<br>12:01 |          | 2023/07/04<br>10:47 |      |          |
|  | UNITS | SED11               | QC Batch | SED12               | SED14               | QC Batch | SED15               | RDL  | QC Batch |
| <b>Metals</b>  |       |                     |          |                     |                     |          |                     |      |          |
| Acid Extractable Aluminum (Al)                                       | mg/kg | 14000               | 8795391  | 2400                | 9500                | 8798120  | 19000               | 10   | 8795669  |
| Acid Extractable Antimony (Sb)                                       | mg/kg | <2.0                | 8795391  | <2.0                | <2.0                | 8798120  | <2.0                | 2.0  | 8795669  |
| Acid Extractable Arsenic (As)  | mg/kg | 5.0                 | 8795391  | <2.0                | 4.3                 | 8798120  | 13                  | 2.0  | 8795669  |
| Acid Extractable Barium (Ba)   | mg/kg | 1600                | 8795391  | 70                  | 600                 | 8798120  | 130                 | 5.0  | 8795669  |
| Acid Extractable Beryllium (Be)                                      | mg/kg | <1.0                | 8795391  | <1.0                | <1.0                | 8798120  | 1.0                 | 1.0  | 8795669  |
| Acid Extractable Bismuth (Bi)  | mg/kg | <2.0                | 8795391  | <2.0                | <2.0                | 8798120  | <2.0                | 2.0  | 8795669  |
| Acid Extractable Boron (B)   | mg/kg | <50                 | 8795391  | <50                 | <50                 | 8798120  | <50                 | 50   | 8795669  |
| Acid Extractable Cadmium (Cd)  | mg/kg | 5.6                 | 8795391  | <0.30               | 2.2                 | 8798120  | <0.30               | 0.30 | 8795669  |
| Acid Extractable Chromium (Cr)                                       | mg/kg | 17                  | 8795391  | 3.1                 | 14                  | 8798120  | 29                  | 2.0  | 8795669  |
| Acid Extractable Cobalt (Co)   | mg/kg | 9.5                 | 8795391  | 2.0                 | 8.4                 | 8798120  | 17                  | 1.0  | 8795669  |
| Acid Extractable Copper (Cu)   | mg/kg | 28                  | 8795391  | <2.0                | 6.8                 | 8798120  | 37                  | 2.0  | 8795669  |
| Acid Extractable Iron (Fe)   | mg/kg | 22000               | 8795391  | 3500                | 21000               | 8798120  | 34000               | 50   | 8795669  |
| Acid Extractable Lead (Pb)   | mg/kg | 430                 | 8795391  | 18                  | 73                  | 8798120  | 35                  | 0.50 | 8795669  |
| Acid Extractable Lithium (Li)  | mg/kg | 23                  | 8795391  | 4.3                 | 16                  | 8798120  | 37                  | 2.0  | 8795669  |
| Acid Extractable Manganese (Mn)                                      | mg/kg | 4300                | 8795391  | 410                 | 7000                | 8798120  | 600                 | 2.0  | 8795669  |
| Acid Extractable Mercury (Hg)  | mg/kg | 0.11                | 8795391  | <0.10               | <0.10               | 8800742  | 0.12                | 0.10 | 8795669  |
| Acid Extractable Molybdenum (Mo)                                     | mg/kg | 2.1                 | 8795391  | <2.0                | <2.0                | 8798120  | <2.0                | 2.0  | 8795669  |
| Acid Extractable Nickel (Ni)   | mg/kg | 19                  | 8795391  | 3.1                 | 11                  | 8798120  | 36                  | 2.0  | 8795669  |
| Acid Extractable Rubidium (Rb)                                       | mg/kg | 12                  | 8795391  | <2.0                | 5.0                 | 8800742  | 17                  | 2.0  | 8795669  |
| Acid Extractable Selenium (Se)                                       | mg/kg | 1.6                 | 8795391  | <0.50               | <0.50               | 8798120  | <0.50               | 0.50 | 8795669  |
| Acid Extractable Silver (Ag)   | mg/kg | 1.0                 | 8795391  | <0.50               | <0.50               | 8798120  | <0.50               | 0.50 | 8795669  |
| Acid Extractable Strontium (Sr)                                      | mg/kg | 390                 | 8795391  | 32                  | 160                 | 8798120  | 18                  | 5.0  | 8795669  |
| Acid Extractable Thallium (Tl)                                       | mg/kg | 0.25                | 8795391  | <0.10               | 0.13                | 8798120  | 0.16                | 0.10 | 8795669  |
| Acid Extractable Tin (Sn)  | mg/kg | <1.0                | 8795391  | <1.0                | <1.0                | 8798120  | <1.0                | 1.0  | 8795669  |
| Acid Extractable Uranium (U)   | mg/kg | 3.8                 | 8795391  | 0.27                | 0.97                | 8798120  | 1.2                 | 0.10 | 8795669  |
| Acid Extractable Vanadium (V)  | mg/kg | 28                  | 8795391  | 5.1                 | 28                  | 8798120  | 33                  | 2.0  | 8795669  |
| Acid Extractable Zinc (Zn)   | mg/kg | 970                 | 8795391  | 49                  | 330                 | 8798120  | 110                 | 5.0  | 8795669  |
| RDL = Reportable Detection Limit<br>QC Batch = Quality Control Batch |       |                     |          |                     |                     |          |                     |      |          |



BUREAU  
VERITAS

Bureau Veritas Job #: C3J5933  
Report Date: 2023/07/21

Dillon Consulting Limited  
Client Project #: 22-3723  
Site Location: LAKE ENON-SED  
Sampler Initials: JM

### ELEMENTS BY ATOMIC SPECTROSCOPY (SOIL)

| Bureau Veritas ID  |       | WHC441              |          | WHC442              |          | WHC443              | WHC444              | WHC445              |      |          |
|--|-------|---------------------|----------|---------------------|----------|---------------------|---------------------|---------------------|------|----------|
| Sampling Date  |       | 2023/07/04<br>10:29 |          | 2023/07/04<br>11:50 |          | 2023/07/04<br>10:39 | 2023/07/04<br>10:21 | 2023/07/04<br>12:09 |      |          |
|  | UNITS | SED16               | QC Batch | SED17               | QC Batch | SED18               | SED19               | SED20               | RDL  | QC Batch |
| <b>Metals</b>  |       |                     |          |                     |          |                     |                     |                     |      |          |
| Acid Extractable Aluminum (Al)                                       | mg/kg | 13000               | 8798120  | 22000               | 8795669  | 23000               | 23000               | 15000               | 10   | 8798120  |
| Acid Extractable Antimony (Sb)                                       | mg/kg | <2.0                | 8798120  | <2.0                | 8795669  | <2.0                | <2.0                | <2.0                | 2.0  | 8798120  |
| Acid Extractable Arsenic (As)  | mg/kg | 6.3                 | 8798120  | 7.3                 | 8795669  | 7.5                 | 6.4                 | 6.2                 | 2.0  | 8798120  |
| Acid Extractable Barium (Ba)   | mg/kg | 1200                | 8798120  | 410                 | 8795669  | 630                 | 720                 | 1200                | 5.0  | 8798120  |
| Acid Extractable Beryllium (Be)                                      | mg/kg | <1.0                | 8798120  | 1.1                 | 8795669  | 1.3                 | 1.3                 | <1.0                | 1.0  | 8798120  |
| Acid Extractable Bismuth (Bi)  | mg/kg | <2.0                | 8798120  | <2.0                | 8795669  | <2.0                | <2.0                | <2.0                | 2.0  | 8798120  |
| Acid Extractable Boron (B)   | mg/kg | <50                 | 8798120  | <50                 | 8795669  | <50                 | <50                 | <50                 | 50   | 8798120  |
| Acid Extractable Cadmium (Cd)  | mg/kg | 6.1                 | 8798120  | 5.3                 | 8795669  | 4.3                 | 5.5                 | 5.6                 | 0.30 | 8798120  |
| Acid Extractable Chromium (Cr)                                       | mg/kg | 16                  | 8798120  | 22                  | 8795669  | 24                  | 22                  | 15                  | 2.0  | 8798120  |
| Acid Extractable Cobalt (Co)   | mg/kg | 10                  | 8798120  | 11                  | 8795669  | 12                  | 10                  | 9.7                 | 1.0  | 8798120  |
| Acid Extractable Copper (Cu)   | mg/kg | 25                  | 8798120  | 23                  | 8795669  | 27                  | 25                  | 14                  | 2.0  | 8798120  |
| Acid Extractable Iron (Fe)   | mg/kg | 24000               | 8798120  | 25000               | 8795669  | 27000               | 27000               | 25000               | 50   | 8798120  |
| Acid Extractable Lead (Pb)   | mg/kg | 260                 | 8798120  | 280                 | 8795669  | 320                 | 410                 | 170                 | 0.50 | 8798120  |
| Acid Extractable Lithium (Li)  | mg/kg | 23                  | 8798120  | 32                  | 8795669  | 36                  | 35                  | 21                  | 2.0  | 8798120  |
| Acid Extractable Manganese (Mn)                                      | mg/kg | 7200                | 8798120  | 1400                | 8795669  | 1100                | 2100                | 18000               | 2.0  | 8798120  |
| Acid Extractable Mercury (Hg)  | mg/kg | <0.10               | 8800742  | 0.19                | 8795669  | 0.14                | 0.14                | <0.10               | 0.10 | 8800742  |
| Acid Extractable Molybdenum (Mo)                                     | mg/kg | 2.5                 | 8798120  | 2.4                 | 8795669  | 2.2                 | <2.0                | 3.6                 | 2.0  | 8798120  |
| Acid Extractable Nickel (Ni)   | mg/kg | 18                  | 8798120  | 24                  | 8795669  | 26                  | 21                  | 16                  | 2.0  | 8798120  |
| Acid Extractable Rubidium (Rb)                                       | mg/kg | 10                  | 8800742  | 17                  | 8795669  | 17                  | 14                  | 11                  | 2.0  | 8800742  |
| Acid Extractable Selenium (Se)                                       | mg/kg | 0.67                | 8798120  | 1.8                 | 8795669  | 1.7                 | 1.5                 | 0.67                | 0.50 | 8798120  |
| Acid Extractable Silver (Ag)   | mg/kg | 0.90                | 8798120  | 0.94                | 8795669  | 0.99                | 0.96                | 0.74                | 0.50 | 8798120  |
| Acid Extractable Strontium (Sr)                                      | mg/kg | 230                 | 8798120  | 470                 | 8795669  | 450                 | 670                 | 400                 | 5.0  | 8798120  |
| Acid Extractable Thallium (Tl)                                       | mg/kg | 0.27                | 8798120  | 0.37                | 8795669  | 0.43                | 0.36                | 0.27                | 0.10 | 8798120  |
| Acid Extractable Tin (Sn)  | mg/kg | <1.0                | 8798120  | 1.4                 | 8795669  | 1.7                 | 1.2                 | <1.0                | 1.0  | 8798120  |
| Acid Extractable Uranium (U)   | mg/kg | 1.9                 | 8798120  | 4.1                 | 8795669  | 4.3                 | 4.6                 | 2.5                 | 0.10 | 8798120  |
| Acid Extractable Vanadium (V)  | mg/kg | 28                  | 8798120  | 37                  | 8795669  | 41                  | 41                  | 29                  | 2.0  | 8798120  |
| Acid Extractable Zinc (Zn)   | mg/kg | 800                 | 8798120  | 660                 | 8795669  | 770                 | 730                 | 470                 | 5.0  | 8798120  |
| RDL = Reportable Detection Limit<br>QC Batch = Quality Control Batch |       |                     |          |                     |          |                     |                     |                     |      |          |



BUREAU  
VERITAS

Bureau Veritas Job #: C3J5933  
Report Date: 2023/07/21

Dillon Consulting Limited  
Client Project #: 22-3723  
Site Location: LAKE ENON-SED  
Sampler Initials: JM

### ELEMENTS BY ATOMIC SPECTROSCOPY (SOIL)

| Bureau Veritas ID  |       | WHC448              |          | WHC449              |          | WHC450              |          | WHC451              |      |          |
|--|-------|---------------------|----------|---------------------|----------|---------------------|----------|---------------------|------|----------|
| Sampling Date  |       | 2023/07/04<br>10:13 |          | 2023/07/04<br>09:58 |          | 2023/07/04<br>09:50 |          | 2023/07/04<br>12:01 |      |          |
|  | UNITS | SED23               | QC Batch | SED24               | QC Batch | SED25               | QC Batch | SED26               | RDL  | QC Batch |
| <b>Metals</b>  |       |                     |          |                     |          |                     |          |                     |      |          |
| Acid Extractable Aluminum (Al)                                       | mg/kg | 10000               | 8793052  | 26000               | 8795391  | 8200                | 8798120  | 11000               | 10   | 8795391  |
| Acid Extractable Antimony (Sb)                                       | mg/kg | <2.0                | 8793052  | <2.0                | 8795391  | <2.0                | 8798120  | <2.0                | 2.0  | 8795391  |
| Acid Extractable Arsenic (As)  | mg/kg | 3.1                 | 8793052  | 7.8                 | 8795391  | 3.4                 | 8798120  | 4.9                 | 2.0  | 8795391  |
| Acid Extractable Barium (Ba)   | mg/kg | 440                 | 8793052  | 470                 | 8795391  | 280                 | 8798120  | 650                 | 5.0  | 8795391  |
| Acid Extractable Beryllium (Be)                                      | mg/kg | <1.0                | 8793052  | 1.3                 | 8795391  | <1.0                | 8798120  | <1.0                | 1.0  | 8795391  |
| Acid Extractable Bismuth (Bi)  | mg/kg | <2.0                | 8793052  | <2.0                | 8795391  | <2.0                | 8798120  | <2.0                | 2.0  | 8795391  |
| Acid Extractable Boron (B)   | mg/kg | <50                 | 8793052  | <50                 | 8795391  | <50                 | 8798120  | <50                 | 50   | 8795391  |
| Acid Extractable Cadmium (Cd)  | mg/kg | 2.4                 | 8793052  | 4.4                 | 8795391  | 2.2                 | 8798120  | 2.4                 | 0.30 | 8795391  |
| Acid Extractable Chromium (Cr)                                       | mg/kg | 11                  | 8793052  | 22                  | 8795391  | 9.1                 | 8798120  | 14                  | 2.0  | 8795391  |
| Acid Extractable Cobalt (Co)   | mg/kg | 6.1                 | 8793052  | 11                  | 8795391  | 5.2                 | 8798120  | 8.9                 | 1.0  | 8795391  |
| Acid Extractable Copper (Cu)   | mg/kg | 8.9                 | 8793052  | 25                  | 8795391  | 6.9                 | 8798120  | 6.8                 | 2.0  | 8795391  |
| Acid Extractable Iron (Fe)   | mg/kg | 17000               | 8793052  | 27000               | 8795391  | 15000               | 8798120  | 23000               | 50   | 8795391  |
| Acid Extractable Lead (Pb)   | mg/kg | 120                 | 8793052  | 200                 | 8795391  | 91                  | 8798120  | 79                  | 0.50 | 8795391  |
| Acid Extractable Lithium (Li)  | mg/kg | 15                  | 8793052  | 34                  | 8795391  | 13                  | 8798120  | 18                  | 2.0  | 8795391  |
| Acid Extractable Manganese (Mn)                                      | mg/kg | 3500                | 8793052  | 1400                | 8795391  | 3500                | 8798120  | 7200                | 2.0  | 8795391  |
| Acid Extractable Mercury (Hg)  | mg/kg | <0.10               | 8793052  | 0.16                | 8795391  | <0.10               | 8800742  | <0.10               | 0.10 | 8795391  |
| Acid Extractable Molybdenum (Mo)                                     | mg/kg | <2.0                | 8793052  | 3.6                 | 8795391  | <2.0                | 8798120  | <2.0                | 2.0  | 8795391  |
| Acid Extractable Nickel (Ni)   | mg/kg | 9.5                 | 8793052  | 23                  | 8795391  | 7.3                 | 8798120  | 12                  | 2.0  | 8795391  |
| Acid Extractable Rubidium (Rb)                                       | mg/kg | 7.5                 | 8793052  | 18                  | 8795391  | 6.5                 | 8800742  | 5.3                 | 2.0  | 8795391  |
| Acid Extractable Selenium (Se)                                       | mg/kg | 0.56                | 8793052  | 1.7                 | 8795391  | <0.50               | 8798120  | <0.50               | 0.50 | 8795391  |
| Acid Extractable Silver (Ag)   | mg/kg | <0.50               | 8793052  | 1.0                 | 8795391  | <0.50               | 8798120  | <0.50               | 0.50 | 8795391  |
| Acid Extractable Strontium (Sr)                                      | mg/kg | 150                 | 8793052  | 490                 | 8795391  | 150                 | 8798120  | 170                 | 5.0  | 8795391  |
| Acid Extractable Thallium (Tl)                                       | mg/kg | 0.16                | 8793052  | 0.38                | 8795391  | 0.11                | 8798120  | 0.17                | 0.10 | 8795391  |
| Acid Extractable Tin (Sn)  | mg/kg | <1.0                | 8793052  | 1.6                 | 8795391  | <1.0                | 8798120  | <1.0                | 1.0  | 8795391  |
| Acid Extractable Uranium (U)   | mg/kg | 1.6                 | 8793052  | 4.1                 | 8795391  | 1.3                 | 8798120  | 1.0                 | 0.10 | 8795391  |
| Acid Extractable Vanadium (V)  | mg/kg | 21                  | 8793052  | 39                  | 8795391  | 21                  | 8798120  | 30                  | 2.0  | 8795391  |
| Acid Extractable Zinc (Zn)   | mg/kg | 310                 | 8793052  | 600                 | 8795391  | 230                 | 8798120  | 360                 | 5.0  | 8795391  |
| RDL = Reportable Detection Limit<br>QC Batch = Quality Control Batch |       |                     |          |                     |          |                     |          |                     |      |          |



BUREAU  
VERITAS

Bureau Veritas Job #: C3J5933  
Report Date: 2023/07/21

Dillon Consulting Limited  
Client Project #: 22-3723  
Site Location: LAKE ENON-SED  
Sampler Initials: JM

### GENERAL COMMENTS

Sample WHC437, Metals Solids Acid Extr. ICPMS: Test repeated.  
Sample WHC439, Metals Solids Acid Extr. ICPMS: Test repeated.  
Sample WHC441, Metals Solids Acid Extr. ICPMS: Test repeated.  
Sample WHC443, Metals Solids Acid Extr. ICPMS: Test repeated.  
Sample WHC444, Metals Solids Acid Extr. ICPMS: Test repeated.  
Sample WHC445, Metals Solids Acid Extr. ICPMS: Test repeated.  
Sample WHC450, Metals Solids Acid Extr. ICPMS: Test repeated.

**Results relate only to the items tested.**



BUREAU  
VERITAS

Bureau Veritas Job #: C3J5933  
Report Date: 2023/07/21

Dillon Consulting Limited  
Client Project #: 22-3723  
Site Location: LAKE ENON-SED  
Sampler Initials: JM

### QUALITY ASSURANCE REPORT

| QA/QC | Batch   | Init | QC Type         | Parameter                        | Date Analyzed | Value | Recovery | UNITS | QC Limits |
|-------|---------|------|-----------------|----------------------------------|---------------|-------|----------|-------|-----------|
|       | 8780443 | LJV  | RPD [WHC407-01] | Moisture                         | 2023/07/12    | 0.14  |          | %     | 25        |
|       | 8783468 | LJV  | RPD             | Moisture                         | 2023/07/13    | 7.5   |          | %     | 25        |
|       | 8788751 | BBD  | QC Standard     | Sieve - #200 (>0.075mm)          | 2023/07/18    |       | 97       | %     | 90 - 110  |
|       | 8788751 | BBD  | Method Blank    | Sieve - #200 (>0.075mm)          | 2023/07/18    | <1    |          | %     |           |
|       |         |      |                 | Sieve - Pan                      | 2023/07/18    | 100,  |          | %     |           |
|       |         |      |                 |                                  |               | RDL=1 |          |       |           |
|       | 8788751 | BBD  | RPD [WHC407-01] | Sieve - #200 (>0.075mm)          | 2023/07/18    | 23    |          | %     | 25        |
|       |         |      |                 | Sieve - Pan                      | 2023/07/18    | 12    |          | %     | 25        |
|       | 8793052 | JHY  | Matrix Spike    | Acid Extractable Antimony (Sb)   | 2023/07/18    |       | 96       | %     | 75 - 125  |
|       |         |      |                 | Acid Extractable Arsenic (As)    | 2023/07/18    |       | 101      | %     | 75 - 125  |
|       |         |      |                 | Acid Extractable Barium (Ba)     | 2023/07/18    |       | NC       | %     | 75 - 125  |
|       |         |      |                 | Acid Extractable Beryllium (Be)  | 2023/07/18    |       | 99       | %     | 75 - 125  |
|       |         |      |                 | Acid Extractable Bismuth (Bi)    | 2023/07/18    |       | 101      | %     | 75 - 125  |
|       |         |      |                 | Acid Extractable Boron (B)       | 2023/07/18    |       | 93       | %     | 75 - 125  |
|       |         |      |                 | Acid Extractable Cadmium (Cd)    | 2023/07/18    |       | 97       | %     | 75 - 125  |
|       |         |      |                 | Acid Extractable Chromium (Cr)   | 2023/07/18    |       | 101      | %     | 75 - 125  |
|       |         |      |                 | Acid Extractable Cobalt (Co)     | 2023/07/18    |       | 100      | %     | 75 - 125  |
|       |         |      |                 | Acid Extractable Copper (Cu)     | 2023/07/18    |       | 105      | %     | 75 - 125  |
|       |         |      |                 | Acid Extractable Lead (Pb)       | 2023/07/18    |       | 104      | %     | 75 - 125  |
|       |         |      |                 | Acid Extractable Lithium (Li)    | 2023/07/18    |       | 99       | %     | 75 - 125  |
|       |         |      |                 | Acid Extractable Manganese (Mn)  | 2023/07/18    |       | NC       | %     | 75 - 125  |
|       |         |      |                 | Acid Extractable Mercury (Hg)    | 2023/07/18    |       | 96       | %     | 75 - 125  |
|       |         |      |                 | Acid Extractable Molybdenum (Mo) | 2023/07/18    |       | 102      | %     | 75 - 125  |
|       |         |      |                 | Acid Extractable Nickel (Ni)     | 2023/07/18    |       | 101      | %     | 75 - 125  |
|       |         |      |                 | Acid Extractable Rubidium (Rb)   | 2023/07/18    |       | 96       | %     | 75 - 125  |
|       |         |      |                 | Acid Extractable Selenium (Se)   | 2023/07/18    |       | 98       | %     | 75 - 125  |
|       |         |      |                 | Acid Extractable Silver (Ag)     | 2023/07/18    |       | 100      | %     | 75 - 125  |
|       |         |      |                 | Acid Extractable Strontium (Sr)  | 2023/07/18    |       | 100      | %     | 75 - 125  |
|       |         |      |                 | Acid Extractable Thallium (Tl)   | 2023/07/18    |       | 101      | %     | 75 - 125  |
|       |         |      |                 | Acid Extractable Tin (Sn)        | 2023/07/18    |       | 101      | %     | 75 - 125  |
|       |         |      |                 | Acid Extractable Uranium (U)     | 2023/07/18    |       | 100      | %     | 75 - 125  |
|       |         |      |                 | Acid Extractable Vanadium (V)    | 2023/07/18    |       | 96       | %     | 75 - 125  |
|       |         |      |                 | Acid Extractable Zinc (Zn)       | 2023/07/18    |       | NC       | %     | 75 - 125  |
|       | 8793052 | JHY  | Spiked Blank    | Acid Extractable Antimony (Sb)   | 2023/07/18    |       | 100      | %     | 75 - 125  |
|       |         |      |                 | Acid Extractable Arsenic (As)    | 2023/07/18    |       | 98       | %     | 75 - 125  |
|       |         |      |                 | Acid Extractable Barium (Ba)     | 2023/07/18    |       | 96       | %     | 75 - 125  |
|       |         |      |                 | Acid Extractable Beryllium (Be)  | 2023/07/18    |       | 96       | %     | 75 - 125  |
|       |         |      |                 | Acid Extractable Bismuth (Bi)    | 2023/07/18    |       | 97       | %     | 75 - 125  |
|       |         |      |                 | Acid Extractable Boron (B)       | 2023/07/18    |       | 106      | %     | 75 - 125  |
|       |         |      |                 | Acid Extractable Cadmium (Cd)    | 2023/07/18    |       | 95       | %     | 75 - 125  |
|       |         |      |                 | Acid Extractable Chromium (Cr)   | 2023/07/18    |       | 97       | %     | 75 - 125  |
|       |         |      |                 | Acid Extractable Cobalt (Co)     | 2023/07/18    |       | 98       | %     | 75 - 125  |
|       |         |      |                 | Acid Extractable Copper (Cu)     | 2023/07/18    |       | 97       | %     | 75 - 125  |
|       |         |      |                 | Acid Extractable Lead (Pb)       | 2023/07/18    |       | 96       | %     | 75 - 125  |
|       |         |      |                 | Acid Extractable Lithium (Li)    | 2023/07/18    |       | 96       | %     | 75 - 125  |
|       |         |      |                 | Acid Extractable Manganese (Mn)  | 2023/07/18    |       | 100      | %     | 75 - 125  |
|       |         |      |                 | Acid Extractable Mercury (Hg)    | 2023/07/18    |       | 94       | %     | 75 - 125  |
|       |         |      |                 | Acid Extractable Molybdenum (Mo) | 2023/07/18    |       | 100      | %     | 75 - 125  |
|       |         |      |                 | Acid Extractable Nickel (Ni)     | 2023/07/18    |       | 99       | %     | 75 - 125  |
|       |         |      |                 | Acid Extractable Rubidium (Rb)   | 2023/07/18    |       | 97       | %     | 75 - 125  |
|       |         |      |                 | Acid Extractable Selenium (Se)   | 2023/07/18    |       | 97       | %     | 75 - 125  |
|       |         |      |                 | Acid Extractable Silver (Ag)     | 2023/07/18    |       | 97       | %     | 75 - 125  |
|       |         |      |                 | Acid Extractable Strontium (Sr)  | 2023/07/18    |       | 98       | %     | 75 - 125  |



BUREAU  
VERITAS

Bureau Veritas Job #: C3J5933  
Report Date: 2023/07/21

Dillon Consulting Limited  
Client Project #: 22-3723  
Site Location: LAKE ENON-SED  
Sampler Initials: JM

### QUALITY ASSURANCE REPORT(CONT'D)

| QA/QC<br>Batch | Init | QC Type      | Parameter                        | Date Analyzed | Value | Recovery | UNITS | QC Limits |
|----------------|------|--------------|----------------------------------|---------------|-------|----------|-------|-----------|
|                |      |              | Acid Extractable Thallium (Tl)   | 2023/07/18    |       | 98       | %     | 75 - 125  |
|                |      |              | Acid Extractable Tin (Sn)        | 2023/07/18    |       | 100      | %     | 75 - 125  |
|                |      |              | Acid Extractable Uranium (U)     | 2023/07/18    |       | 97       | %     | 75 - 125  |
|                |      |              | Acid Extractable Vanadium (V)    | 2023/07/18    |       | 98       | %     | 75 - 125  |
|                |      |              | Acid Extractable Zinc (Zn)       | 2023/07/18    |       | 98       | %     | 75 - 125  |
| 8793052        | JHY  | Method Blank | Acid Extractable Aluminum (Al)   | 2023/07/18    | <10   |          | mg/kg |           |
|                |      |              | Acid Extractable Antimony (Sb)   | 2023/07/18    | <2.0  |          | mg/kg |           |
|                |      |              | Acid Extractable Arsenic (As)    | 2023/07/18    | <2.0  |          | mg/kg |           |
|                |      |              | Acid Extractable Barium (Ba)     | 2023/07/18    | <5.0  |          | mg/kg |           |
|                |      |              | Acid Extractable Beryllium (Be)  | 2023/07/18    | <1.0  |          | mg/kg |           |
|                |      |              | Acid Extractable Bismuth (Bi)    | 2023/07/18    | <2.0  |          | mg/kg |           |
|                |      |              | Acid Extractable Boron (B)       | 2023/07/18    | <50   |          | mg/kg |           |
|                |      |              | Acid Extractable Cadmium (Cd)    | 2023/07/18    | <0.30 |          | mg/kg |           |
|                |      |              | Acid Extractable Chromium (Cr)   | 2023/07/18    | <2.0  |          | mg/kg |           |
|                |      |              | Acid Extractable Cobalt (Co)     | 2023/07/18    | <1.0  |          | mg/kg |           |
|                |      |              | Acid Extractable Copper (Cu)     | 2023/07/18    | <2.0  |          | mg/kg |           |
|                |      |              | Acid Extractable Iron (Fe)       | 2023/07/18    | <50   |          | mg/kg |           |
|                |      |              | Acid Extractable Lead (Pb)       | 2023/07/18    | <0.50 |          | mg/kg |           |
|                |      |              | Acid Extractable Lithium (Li)    | 2023/07/18    | <2.0  |          | mg/kg |           |
|                |      |              | Acid Extractable Manganese (Mn)  | 2023/07/18    | <2.0  |          | mg/kg |           |
|                |      |              | Acid Extractable Mercury (Hg)    | 2023/07/18    | <0.10 |          | mg/kg |           |
|                |      |              | Acid Extractable Molybdenum (Mo) | 2023/07/18    | <2.0  |          | mg/kg |           |
|                |      |              | Acid Extractable Nickel (Ni)     | 2023/07/18    | <2.0  |          | mg/kg |           |
|                |      |              | Acid Extractable Rubidium (Rb)   | 2023/07/18    | <2.0  |          | mg/kg |           |
|                |      |              | Acid Extractable Selenium (Se)   | 2023/07/18    | <0.50 |          | mg/kg |           |
|                |      |              | Acid Extractable Silver (Ag)     | 2023/07/18    | <0.50 |          | mg/kg |           |
|                |      |              | Acid Extractable Strontium (Sr)  | 2023/07/18    | <5.0  |          | mg/kg |           |
|                |      |              | Acid Extractable Thallium (Tl)   | 2023/07/18    | <0.10 |          | mg/kg |           |
|                |      |              | Acid Extractable Tin (Sn)        | 2023/07/18    | <1.0  |          | mg/kg |           |
|                |      |              | Acid Extractable Uranium (U)     | 2023/07/18    | <0.10 |          | mg/kg |           |
|                |      |              | Acid Extractable Vanadium (V)    | 2023/07/18    | <2.0  |          | mg/kg |           |
|                |      |              | Acid Extractable Zinc (Zn)       | 2023/07/18    | <5.0  |          | mg/kg |           |
| 8793052        | JHY  | RPD          | Acid Extractable Aluminum (Al)   | 2023/07/18    | 1.7   |          | %     | 35        |
|                |      |              | Acid Extractable Antimony (Sb)   | 2023/07/18    | NC    |          | %     | 35        |
|                |      |              | Acid Extractable Arsenic (As)    | 2023/07/18    | 4.3   |          | %     | 35        |
|                |      |              | Acid Extractable Barium (Ba)     | 2023/07/18    | 1.6   |          | %     | 35        |
|                |      |              | Acid Extractable Beryllium (Be)  | 2023/07/18    | NC    |          | %     | 35        |
|                |      |              | Acid Extractable Bismuth (Bi)    | 2023/07/18    | NC    |          | %     | 35        |
|                |      |              | Acid Extractable Boron (B)       | 2023/07/18    | NC    |          | %     | 35        |
|                |      |              | Acid Extractable Cadmium (Cd)    | 2023/07/18    | NC    |          | %     | 35        |
|                |      |              | Acid Extractable Chromium (Cr)   | 2023/07/18    | 1.2   |          | %     | 35        |
|                |      |              | Acid Extractable Cobalt (Co)     | 2023/07/18    | 0.17  |          | %     | 35        |
|                |      |              | Acid Extractable Copper (Cu)     | 2023/07/18    | 2.9   |          | %     | 35        |
|                |      |              | Acid Extractable Iron (Fe)       | 2023/07/18    | 1.9   |          | %     | 35        |
|                |      |              | Acid Extractable Lead (Pb)       | 2023/07/18    | 9.0   |          | %     | 35        |
|                |      |              | Acid Extractable Lithium (Li)    | 2023/07/18    | 2.4   |          | %     | 35        |
|                |      |              | Acid Extractable Manganese (Mn)  | 2023/07/18    | 14    |          | %     | 35        |
|                |      |              | Acid Extractable Mercury (Hg)    | 2023/07/18    | 12    |          | %     | 35        |
|                |      |              | Acid Extractable Molybdenum (Mo) | 2023/07/18    | NC    |          | %     | 35        |
|                |      |              | Acid Extractable Nickel (Ni)     | 2023/07/18    | 5.1   |          | %     | 35        |
|                |      |              | Acid Extractable Rubidium (Rb)   | 2023/07/18    | 15    |          | %     | 35        |
|                |      |              | Acid Extractable Selenium (Se)   | 2023/07/18    | NC    |          | %     | 35        |
|                |      |              | Acid Extractable Silver (Ag)     | 2023/07/18    | NC    |          | %     | 35        |



BUREAU  
VERITAS

Bureau Veritas Job #: C3J5933  
Report Date: 2023/07/21

Dillon Consulting Limited  
Client Project #: 22-3723  
Site Location: LAKE ENON-SED  
Sampler Initials: JM

### QUALITY ASSURANCE REPORT(CONT'D)

| QA/QC   | Batch | Init | QC Type      | Parameter                        | Date Analyzed | Value | Recovery | UNITS | QC Limits |
|---------|-------|------|--------------|----------------------------------|---------------|-------|----------|-------|-----------|
|         |       |      |              | Acid Extractable Strontium (Sr)  | 2023/07/18    | 5.8   |          | %     | 35        |
|         |       |      |              | Acid Extractable Thallium (Tl)   | 2023/07/18    | NC    |          | %     | 35        |
|         |       |      |              | Acid Extractable Tin (Sn)        | 2023/07/18    | NC    |          | %     | 35        |
|         |       |      |              | Acid Extractable Uranium (U)     | 2023/07/18    | 10    |          | %     | 35        |
|         |       |      |              | Acid Extractable Vanadium (V)    | 2023/07/18    | 15    |          | %     | 35        |
|         |       |      |              | Acid Extractable Zinc (Zn)       | 2023/07/18    | 2.2   |          | %     | 35        |
| 8795391 | JHY   |      | Matrix Spike | Acid Extractable Antimony (Sb)   | 2023/07/18    |       | 93       | %     | 75 - 125  |
|         |       |      |              | Acid Extractable Arsenic (As)    | 2023/07/18    |       | 103      | %     | 75 - 125  |
|         |       |      |              | Acid Extractable Barium (Ba)     | 2023/07/18    |       | NC       | %     | 75 - 125  |
|         |       |      |              | Acid Extractable Beryllium (Be)  | 2023/07/18    |       | 100      | %     | 75 - 125  |
|         |       |      |              | Acid Extractable Bismuth (Bi)    | 2023/07/18    |       | 100      | %     | 75 - 125  |
|         |       |      |              | Acid Extractable Boron (B)       | 2023/07/18    |       | 100      | %     | 75 - 125  |
|         |       |      |              | Acid Extractable Cadmium (Cd)    | 2023/07/18    |       | 95       | %     | 75 - 125  |
|         |       |      |              | Acid Extractable Chromium (Cr)   | 2023/07/18    |       | 98       | %     | 75 - 125  |
|         |       |      |              | Acid Extractable Cobalt (Co)     | 2023/07/18    |       | 98       | %     | 75 - 125  |
|         |       |      |              | Acid Extractable Copper (Cu)     | 2023/07/18    |       | NC       | %     | 75 - 125  |
|         |       |      |              | Acid Extractable Lead (Pb)       | 2023/07/18    |       | NC       | %     | 75 - 125  |
|         |       |      |              | Acid Extractable Lithium (Li)    | 2023/07/18    |       | 100      | %     | 75 - 125  |
|         |       |      |              | Acid Extractable Manganese (Mn)  | 2023/07/18    |       | NC       | %     | 75 - 125  |
|         |       |      |              | Acid Extractable Mercury (Hg)    | 2023/07/18    |       | 95       | %     | 75 - 125  |
|         |       |      |              | Acid Extractable Molybdenum (Mo) | 2023/07/18    |       | 108      | %     | 75 - 125  |
|         |       |      |              | Acid Extractable Nickel (Ni)     | 2023/07/18    |       | 98       | %     | 75 - 125  |
|         |       |      |              | Acid Extractable Rubidium (Rb)   | 2023/07/18    |       | 96       | %     | 75 - 125  |
|         |       |      |              | Acid Extractable Selenium (Se)   | 2023/07/18    |       | 98       | %     | 75 - 125  |
|         |       |      |              | Acid Extractable Silver (Ag)     | 2023/07/18    |       | 97       | %     | 75 - 125  |
|         |       |      |              | Acid Extractable Strontium (Sr)  | 2023/07/18    |       | 99       | %     | 75 - 125  |
|         |       |      |              | Acid Extractable Thallium (Tl)   | 2023/07/18    |       | 99       | %     | 75 - 125  |
|         |       |      |              | Acid Extractable Tin (Sn)        | 2023/07/18    |       | NC       | %     | 75 - 125  |
|         |       |      |              | Acid Extractable Uranium (U)     | 2023/07/18    |       | 99       | %     | 75 - 125  |
|         |       |      |              | Acid Extractable Vanadium (V)    | 2023/07/18    |       | 99       | %     | 75 - 125  |
|         |       |      |              | Acid Extractable Zinc (Zn)       | 2023/07/18    |       | NC       | %     | 75 - 125  |
| 8795391 | JHY   |      | Spiked Blank | Acid Extractable Antimony (Sb)   | 2023/07/18    |       | 105      | %     | 75 - 125  |
|         |       |      |              | Acid Extractable Arsenic (As)    | 2023/07/18    |       | 99       | %     | 75 - 125  |
|         |       |      |              | Acid Extractable Barium (Ba)     | 2023/07/18    |       | 97       | %     | 75 - 125  |
|         |       |      |              | Acid Extractable Beryllium (Be)  | 2023/07/18    |       | 98       | %     | 75 - 125  |
|         |       |      |              | Acid Extractable Bismuth (Bi)    | 2023/07/18    |       | 96       | %     | 75 - 125  |
|         |       |      |              | Acid Extractable Boron (B)       | 2023/07/18    |       | 101      | %     | 75 - 125  |
|         |       |      |              | Acid Extractable Cadmium (Cd)    | 2023/07/18    |       | 93       | %     | 75 - 125  |
|         |       |      |              | Acid Extractable Chromium (Cr)   | 2023/07/18    |       | 96       | %     | 75 - 125  |
|         |       |      |              | Acid Extractable Cobalt (Co)     | 2023/07/18    |       | 97       | %     | 75 - 125  |
|         |       |      |              | Acid Extractable Copper (Cu)     | 2023/07/18    |       | 95       | %     | 75 - 125  |
|         |       |      |              | Acid Extractable Lead (Pb)       | 2023/07/18    |       | 97       | %     | 75 - 125  |
|         |       |      |              | Acid Extractable Lithium (Li)    | 2023/07/18    |       | 98       | %     | 75 - 125  |
|         |       |      |              | Acid Extractable Manganese (Mn)  | 2023/07/18    |       | 98       | %     | 75 - 125  |
|         |       |      |              | Acid Extractable Mercury (Hg)    | 2023/07/18    |       | 95       | %     | 75 - 125  |
|         |       |      |              | Acid Extractable Molybdenum (Mo) | 2023/07/18    |       | 103      | %     | 75 - 125  |
|         |       |      |              | Acid Extractable Nickel (Ni)     | 2023/07/18    |       | 98       | %     | 75 - 125  |
|         |       |      |              | Acid Extractable Rubidium (Rb)   | 2023/07/18    |       | 99       | %     | 75 - 125  |
|         |       |      |              | Acid Extractable Selenium (Se)   | 2023/07/18    |       | 96       | %     | 75 - 125  |
|         |       |      |              | Acid Extractable Silver (Ag)     | 2023/07/18    |       | 97       | %     | 75 - 125  |
|         |       |      |              | Acid Extractable Strontium (Sr)  | 2023/07/18    |       | 98       | %     | 75 - 125  |
|         |       |      |              | Acid Extractable Thallium (Tl)   | 2023/07/18    |       | 97       | %     | 75 - 125  |
|         |       |      |              | Acid Extractable Tin (Sn)        | 2023/07/18    |       | 98       | %     | 75 - 125  |



BUREAU  
VERITAS

Bureau Veritas Job #: C3J5933  
Report Date: 2023/07/21

Dillon Consulting Limited  
Client Project #: 22-3723  
Site Location: LAKE ENON-SED  
Sampler Initials: JM

### QUALITY ASSURANCE REPORT(CONT'D)

| QA/QC<br>Batch                   | Init       | QC Type      | Parameter                        | Date Analyzed | Value | Recovery                       | UNITS      | QC Limits |  |   |    |
|----------------------------------|------------|--------------|----------------------------------|---------------|-------|--------------------------------|------------|-----------|--|---|----|
| 8795391                          | JHY        | Method Blank | Acid Extractable Uranium (U)     | 2023/07/18    |       | 96                             | %          | 75 - 125  |  |   |    |
|                                  |            |              | Acid Extractable Vanadium (V)    | 2023/07/18    |       | 99                             | %          | 75 - 125  |  |   |    |
|                                  |            |              | Acid Extractable Zinc (Zn)       | 2023/07/18    |       | 96                             | %          | 75 - 125  |  |   |    |
|                                  |            |              | Acid Extractable Aluminum (Al)   | 2023/07/18    | <10   |                                |            | mg/kg     |  |   |    |
|                                  |            |              | Acid Extractable Antimony (Sb)   | 2023/07/18    | <2.0  |                                |            | mg/kg     |  |   |    |
|                                  |            |              | Acid Extractable Arsenic (As)    | 2023/07/18    | <2.0  |                                |            | mg/kg     |  |   |    |
|                                  |            |              | Acid Extractable Barium (Ba)     | 2023/07/18    | <5.0  |                                |            | mg/kg     |  |   |    |
|                                  |            |              | Acid Extractable Beryllium (Be)  | 2023/07/18    | <1.0  |                                |            | mg/kg     |  |   |    |
|                                  |            |              | Acid Extractable Bismuth (Bi)    | 2023/07/18    | <2.0  |                                |            | mg/kg     |  |   |    |
|                                  |            |              | Acid Extractable Boron (B)       | 2023/07/18    | <50   |                                |            | mg/kg     |  |   |    |
|                                  |            |              | Acid Extractable Cadmium (Cd)    | 2023/07/18    | <0.30 |                                |            | mg/kg     |  |   |    |
|                                  |            |              | Acid Extractable Chromium (Cr)   | 2023/07/18    | <2.0  |                                |            | mg/kg     |  |   |    |
|                                  |            |              | Acid Extractable Cobalt (Co)     | 2023/07/18    | <1.0  |                                |            | mg/kg     |  |   |    |
|                                  |            |              | Acid Extractable Copper (Cu)     | 2023/07/18    | <2.0  |                                |            | mg/kg     |  |   |    |
|                                  |            |              | Acid Extractable Iron (Fe)       | 2023/07/18    | <50   |                                |            | mg/kg     |  |   |    |
|                                  |            |              | Acid Extractable Lead (Pb)       | 2023/07/18    | <0.50 |                                |            | mg/kg     |  |   |    |
|                                  |            |              | Acid Extractable Lithium (Li)    | 2023/07/18    | <2.0  |                                |            | mg/kg     |  |   |    |
|                                  |            |              | Acid Extractable Manganese (Mn)  | 2023/07/18    | <2.0  |                                |            | mg/kg     |  |   |    |
|                                  |            |              | Acid Extractable Mercury (Hg)    | 2023/07/18    | <0.10 |                                |            | mg/kg     |  |   |    |
|                                  |            |              | Acid Extractable Molybdenum (Mo) | 2023/07/18    | <2.0  |                                |            | mg/kg     |  |   |    |
|                                  |            |              | Acid Extractable Nickel (Ni)     | 2023/07/18    | <2.0  |                                |            | mg/kg     |  |   |    |
|                                  |            |              | Acid Extractable Rubidium (Rb)   | 2023/07/18    | <2.0  |                                |            | mg/kg     |  |   |    |
|                                  |            |              | Acid Extractable Selenium (Se)   | 2023/07/18    | <0.50 |                                |            | mg/kg     |  |   |    |
|                                  |            |              | Acid Extractable Silver (Ag)     | 2023/07/18    | <0.50 |                                |            | mg/kg     |  |   |    |
|                                  |            |              | Acid Extractable Strontium (Sr)  | 2023/07/18    | <5.0  |                                |            | mg/kg     |  |   |    |
|                                  |            |              | Acid Extractable Thallium (Tl)   | 2023/07/18    | <0.10 |                                |            | mg/kg     |  |   |    |
|                                  |            |              | Acid Extractable Tin (Sn)        | 2023/07/18    | <1.0  |                                |            | mg/kg     |  |   |    |
|                                  |            |              | Acid Extractable Uranium (U)     | 2023/07/18    | <0.10 |                                |            | mg/kg     |  |   |    |
|                                  |            |              | Acid Extractable Vanadium (V)    | 2023/07/18    | <2.0  |                                |            | mg/kg     |  |   |    |
|                                  |            |              | Acid Extractable Zinc (Zn)       | 2023/07/18    | <5.0  |                                |            | mg/kg     |  |   |    |
|                                  |            |              | 8795391                          | JHY           | RPD   | Acid Extractable Aluminum (Al) | 2023/07/18 | 3.6       |  | % | 35 |
|                                  |            |              |                                  |               |       | Acid Extractable Antimony (Sb) | 2023/07/18 | 12        |  | % | 35 |
| Acid Extractable Arsenic (As)    | 2023/07/18 | 3.1          |                                  |               |       |                                | %          | 35        |  |   |    |
| Acid Extractable Barium (Ba)     | 2023/07/18 | 2.1          |                                  |               |       |                                | %          | 35        |  |   |    |
| Acid Extractable Beryllium (Be)  | 2023/07/18 | NC           |                                  |               |       |                                | %          | 35        |  |   |    |
| Acid Extractable Bismuth (Bi)    | 2023/07/18 | NC           |                                  |               |       |                                | %          | 35        |  |   |    |
| Acid Extractable Boron (B)       | 2023/07/18 | NC           |                                  |               |       |                                | %          | 35        |  |   |    |
| Acid Extractable Cadmium (Cd)    | 2023/07/18 | NC           |                                  |               |       |                                | %          | 35        |  |   |    |
| Acid Extractable Chromium (Cr)   | 2023/07/18 | 4.7          |                                  |               |       |                                | %          | 35        |  |   |    |
| Acid Extractable Cobalt (Co)     | 2023/07/18 | 2.0          |                                  |               |       |                                | %          | 35        |  |   |    |
| Acid Extractable Copper (Cu)     | 2023/07/18 | 62 (1)       |                                  |               |       |                                | %          | 35        |  |   |    |
| Acid Extractable Iron (Fe)       | 2023/07/18 | 14           |                                  |               |       |                                | %          | 35        |  |   |    |
| Acid Extractable Lead (Pb)       | 2023/07/18 | 7.1          |                                  |               |       |                                | %          | 35        |  |   |    |
| Acid Extractable Lithium (Li)    | 2023/07/18 | 0.17         |                                  |               |       |                                | %          | 35        |  |   |    |
| Acid Extractable Manganese (Mn)  | 2023/07/18 | 1.7          |                                  |               |       |                                | %          | 35        |  |   |    |
| Acid Extractable Mercury (Hg)    | 2023/07/18 | NC           |                                  |               |       |                                | %          | 35        |  |   |    |
| Acid Extractable Molybdenum (Mo) | 2023/07/18 | NC           |                                  |               |       |                                | %          | 35        |  |   |    |
| Acid Extractable Nickel (Ni)     | 2023/07/18 | 6.2          |                                  |               |       |                                | %          | 35        |  |   |    |
| Acid Extractable Rubidium (Rb)   | 2023/07/18 | 0.10         |                                  |               |       |                                | %          | 35        |  |   |    |
| Acid Extractable Selenium (Se)   | 2023/07/18 | NC           |                                  |               |       |                                | %          | 35        |  |   |    |
| Acid Extractable Silver (Ag)     | 2023/07/18 | NC           |                                  | %             | 35    |                                |            |           |  |   |    |
| Acid Extractable Strontium (Sr)  | 2023/07/18 | 2.3          |                                  | %             | 35    |                                |            |           |  |   |    |
| Acid Extractable Thallium (Tl)   | 2023/07/18 | 11           |                                  | %             | 35    |                                |            |           |  |   |    |



BUREAU  
VERITAS

Bureau Veritas Job #: C3J5933  
Report Date: 2023/07/21

Dillon Consulting Limited  
Client Project #: 22-3723  
Site Location: LAKE ENON-SED  
Sampler Initials: JM

### QUALITY ASSURANCE REPORT(CONT'D)

| QA/QC   | Batch | Init | QC Type      | Parameter                        | Date Analyzed | Value | Recovery | UNITS | QC Limits |
|---------|-------|------|--------------|----------------------------------|---------------|-------|----------|-------|-----------|
|         |       |      |              | Acid Extractable Tin (Sn)        | 2023/07/18    | 0.85  |          | %     | 35        |
|         |       |      |              | Acid Extractable Uranium (U)     | 2023/07/18    | 7.5   |          | %     | 35        |
|         |       |      |              | Acid Extractable Vanadium (V)    | 2023/07/18    | 0.14  |          | %     | 35        |
|         |       |      |              | Acid Extractable Zinc (Zn)       | 2023/07/18    | 5.5   |          | %     | 35        |
| 8795669 | BCZ   |      | Matrix Spike | Acid Extractable Antimony (Sb)   | 2023/07/19    |       | 93       | %     | 75 - 125  |
|         |       |      |              | Acid Extractable Arsenic (As)    | 2023/07/19    |       | 98       | %     | 75 - 125  |
|         |       |      |              | Acid Extractable Barium (Ba)     | 2023/07/19    |       | NC       | %     | 75 - 125  |
|         |       |      |              | Acid Extractable Beryllium (Be)  | 2023/07/19    |       | 97       | %     | 75 - 125  |
|         |       |      |              | Acid Extractable Bismuth (Bi)    | 2023/07/19    |       | 98       | %     | 75 - 125  |
|         |       |      |              | Acid Extractable Boron (B)       | 2023/07/19    |       | 94       | %     | 75 - 125  |
|         |       |      |              | Acid Extractable Cadmium (Cd)    | 2023/07/19    |       | 96       | %     | 75 - 125  |
|         |       |      |              | Acid Extractable Chromium (Cr)   | 2023/07/19    |       | NC       | %     | 75 - 125  |
|         |       |      |              | Acid Extractable Cobalt (Co)     | 2023/07/19    |       | 99       | %     | 75 - 125  |
|         |       |      |              | Acid Extractable Copper (Cu)     | 2023/07/19    |       | 100      | %     | 75 - 125  |
|         |       |      |              | Acid Extractable Lead (Pb)       | 2023/07/19    |       | NC       | %     | 75 - 125  |
|         |       |      |              | Acid Extractable Lithium (Li)    | 2023/07/19    |       | 99       | %     | 75 - 125  |
|         |       |      |              | Acid Extractable Manganese (Mn)  | 2023/07/19    |       | NC       | %     | 75 - 125  |
|         |       |      |              | Acid Extractable Mercury (Hg)    | 2023/07/19    |       | 95       | %     | 75 - 125  |
|         |       |      |              | Acid Extractable Molybdenum (Mo) | 2023/07/19    |       | 92       | %     | 75 - 125  |
|         |       |      |              | Acid Extractable Nickel (Ni)     | 2023/07/19    |       | 118      | %     | 75 - 125  |
|         |       |      |              | Acid Extractable Rubidium (Rb)   | 2023/07/19    |       | 96       | %     | 75 - 125  |
|         |       |      |              | Acid Extractable Selenium (Se)   | 2023/07/19    |       | 101      | %     | 75 - 125  |
|         |       |      |              | Acid Extractable Silver (Ag)     | 2023/07/19    |       | 98       | %     | 75 - 125  |
|         |       |      |              | Acid Extractable Strontium (Sr)  | 2023/07/19    |       | 100      | %     | 75 - 125  |
|         |       |      |              | Acid Extractable Thallium (Tl)   | 2023/07/19    |       | 97       | %     | 75 - 125  |
|         |       |      |              | Acid Extractable Tin (Sn)        | 2023/07/19    |       | 96       | %     | 75 - 125  |
|         |       |      |              | Acid Extractable Uranium (U)     | 2023/07/19    |       | 99       | %     | 75 - 125  |
|         |       |      |              | Acid Extractable Vanadium (V)    | 2023/07/19    |       | 98       | %     | 75 - 125  |
| 8795669 | BCZ   |      | Spiked Blank | Acid Extractable Zinc (Zn)       | 2023/07/19    |       | NC       | %     | 75 - 125  |
|         |       |      |              | Acid Extractable Antimony (Sb)   | 2023/07/19    |       | 98       | %     | 75 - 125  |
|         |       |      |              | Acid Extractable Arsenic (As)    | 2023/07/19    |       | 98       | %     | 75 - 125  |
|         |       |      |              | Acid Extractable Barium (Ba)     | 2023/07/19    |       | 94       | %     | 75 - 125  |
|         |       |      |              | Acid Extractable Beryllium (Be)  | 2023/07/19    |       | 95       | %     | 75 - 125  |
|         |       |      |              | Acid Extractable Bismuth (Bi)    | 2023/07/19    |       | 96       | %     | 75 - 125  |
|         |       |      |              | Acid Extractable Boron (B)       | 2023/07/19    |       | 98       | %     | 75 - 125  |
|         |       |      |              | Acid Extractable Cadmium (Cd)    | 2023/07/19    |       | 96       | %     | 75 - 125  |
|         |       |      |              | Acid Extractable Chromium (Cr)   | 2023/07/19    |       | 95       | %     | 75 - 125  |
|         |       |      |              | Acid Extractable Cobalt (Co)     | 2023/07/19    |       | 97       | %     | 75 - 125  |
|         |       |      |              | Acid Extractable Copper (Cu)     | 2023/07/19    |       | 98       | %     | 75 - 125  |
|         |       |      |              | Acid Extractable Lead (Pb)       | 2023/07/19    |       | 95       | %     | 75 - 125  |
|         |       |      |              | Acid Extractable Lithium (Li)    | 2023/07/19    |       | 96       | %     | 75 - 125  |
|         |       |      |              | Acid Extractable Manganese (Mn)  | 2023/07/19    |       | 96       | %     | 75 - 125  |
|         |       |      |              | Acid Extractable Mercury (Hg)    | 2023/07/19    |       | 96       | %     | 75 - 125  |
|         |       |      |              | Acid Extractable Molybdenum (Mo) | 2023/07/19    |       | 98       | %     | 75 - 125  |
|         |       |      |              | Acid Extractable Nickel (Ni)     | 2023/07/19    |       | 99       | %     | 75 - 125  |
|         |       |      |              | Acid Extractable Rubidium (Rb)   | 2023/07/19    |       | 94       | %     | 75 - 125  |
|         |       |      |              | Acid Extractable Selenium (Se)   | 2023/07/19    |       | 101      | %     | 75 - 125  |
|         |       |      |              | Acid Extractable Silver (Ag)     | 2023/07/19    |       | 97       | %     | 75 - 125  |
|         |       |      |              | Acid Extractable Strontium (Sr)  | 2023/07/19    |       | 96       | %     | 75 - 125  |
|         |       |      |              | Acid Extractable Thallium (Tl)   | 2023/07/19    |       | 97       | %     | 75 - 125  |
|         |       |      |              | Acid Extractable Tin (Sn)        | 2023/07/19    |       | 95       | %     | 75 - 125  |
|         |       |      |              | Acid Extractable Uranium (U)     | 2023/07/19    |       | 97       | %     | 75 - 125  |
|         |       |      |              | Acid Extractable Vanadium (V)    | 2023/07/19    |       | 98       | %     | 75 - 125  |



BUREAU  
VERITAS

Bureau Veritas Job #: C3J5933  
Report Date: 2023/07/21

Dillon Consulting Limited  
Client Project #: 22-3723  
Site Location: LAKE ENON-SED  
Sampler Initials: JM

### QUALITY ASSURANCE REPORT(CONT'D)

| QA/QC<br>Batch             | Init       | QC Type      | Parameter                        | Date Analyzed | Value | Recovery | UNITS | QC Limits |
|----------------------------|------------|--------------|----------------------------------|---------------|-------|----------|-------|-----------|
| 8795669                    | BCZ        | Method Blank | Acid Extractable Zinc (Zn)       | 2023/07/19    |       | 96       | %     | 75 - 125  |
|                            |            |              | Acid Extractable Aluminum (Al)   | 2023/07/19    | <10   |          | mg/kg |           |
|                            |            |              | Acid Extractable Antimony (Sb)   | 2023/07/19    | <2.0  |          | mg/kg |           |
|                            |            |              | Acid Extractable Arsenic (As)    | 2023/07/19    | <2.0  |          | mg/kg |           |
|                            |            |              | Acid Extractable Barium (Ba)     | 2023/07/19    | <5.0  |          | mg/kg |           |
|                            |            |              | Acid Extractable Beryllium (Be)  | 2023/07/19    | <1.0  |          | mg/kg |           |
|                            |            |              | Acid Extractable Bismuth (Bi)    | 2023/07/19    | <2.0  |          | mg/kg |           |
|                            |            |              | Acid Extractable Boron (B)       | 2023/07/19    | <50   |          | mg/kg |           |
|                            |            |              | Acid Extractable Cadmium (Cd)    | 2023/07/19    | <0.30 |          | mg/kg |           |
|                            |            |              | Acid Extractable Chromium (Cr)   | 2023/07/19    | <2.0  |          | mg/kg |           |
|                            |            |              | Acid Extractable Cobalt (Co)     | 2023/07/19    | <1.0  |          | mg/kg |           |
|                            |            |              | Acid Extractable Copper (Cu)     | 2023/07/19    | <2.0  |          | mg/kg |           |
|                            |            |              | Acid Extractable Iron (Fe)       | 2023/07/19    | <50   |          | mg/kg |           |
|                            |            |              | Acid Extractable Lead (Pb)       | 2023/07/19    | <0.50 |          | mg/kg |           |
|                            |            |              | Acid Extractable Lithium (Li)    | 2023/07/19    | <2.0  |          | mg/kg |           |
|                            |            |              | Acid Extractable Manganese (Mn)  | 2023/07/19    | <2.0  |          | mg/kg |           |
|                            |            |              | Acid Extractable Mercury (Hg)    | 2023/07/19    | <0.10 |          | mg/kg |           |
|                            |            |              | Acid Extractable Molybdenum (Mo) | 2023/07/19    | <2.0  |          | mg/kg |           |
|                            |            |              | Acid Extractable Nickel (Ni)     | 2023/07/19    | <2.0  |          | mg/kg |           |
|                            |            |              | Acid Extractable Rubidium (Rb)   | 2023/07/19    | <2.0  |          | mg/kg |           |
|                            |            |              | Acid Extractable Selenium (Se)   | 2023/07/19    | <0.50 |          | mg/kg |           |
|                            |            |              | Acid Extractable Silver (Ag)     | 2023/07/19    | <0.50 |          | mg/kg |           |
|                            |            |              | Acid Extractable Strontium (Sr)  | 2023/07/19    | <5.0  |          | mg/kg |           |
|                            |            |              | Acid Extractable Thallium (Tl)   | 2023/07/19    | <0.10 |          | mg/kg |           |
|                            |            |              | Acid Extractable Tin (Sn)        | 2023/07/19    | <1.0  |          | mg/kg |           |
|                            |            |              | Acid Extractable Uranium (U)     | 2023/07/19    | <0.10 |          | mg/kg |           |
|                            |            |              | Acid Extractable Vanadium (V)    | 2023/07/19    | <2.0  |          | mg/kg |           |
| Acid Extractable Zinc (Zn) | 2023/07/19 | <5.0         |                                  | mg/kg         |       |          |       |           |
| 8795669                    | BCZ        | RPD          | Acid Extractable Aluminum (Al)   | 2023/07/19    | 7.7   |          | %     | 35        |
|                            |            |              | Acid Extractable Antimony (Sb)   | 2023/07/19    | NC    |          | %     | 35        |
|                            |            |              | Acid Extractable Arsenic (As)    | 2023/07/19    | 25    |          | %     | 35        |
|                            |            |              | Acid Extractable Barium (Ba)     | 2023/07/19    | 2.8   |          | %     | 35        |
|                            |            |              | Acid Extractable Beryllium (Be)  | 2023/07/19    | NC    |          | %     | 35        |
|                            |            |              | Acid Extractable Bismuth (Bi)    | 2023/07/19    | NC    |          | %     | 35        |
|                            |            |              | Acid Extractable Boron (B)       | 2023/07/19    | NC    |          | %     | 35        |
|                            |            |              | Acid Extractable Cadmium (Cd)    | 2023/07/19    | NC    |          | %     | 35        |
|                            |            |              | Acid Extractable Chromium (Cr)   | 2023/07/19    | 5.8   |          | %     | 35        |
|                            |            |              | Acid Extractable Cobalt (Co)     | 2023/07/19    | 3.2   |          | %     | 35        |
|                            |            |              | Acid Extractable Copper (Cu)     | 2023/07/19    | 14    |          | %     | 35        |
|                            |            |              | Acid Extractable Iron (Fe)       | 2023/07/19    | 15    |          | %     | 35        |
|                            |            |              | Acid Extractable Lead (Pb)       | 2023/07/19    | 6.0   |          | %     | 35        |
|                            |            |              | Acid Extractable Lithium (Li)    | 2023/07/19    | 4.3   |          | %     | 35        |
|                            |            |              | Acid Extractable Manganese (Mn)  | 2023/07/19    | 3.5   |          | %     | 35        |
|                            |            |              | Acid Extractable Mercury (Hg)    | 2023/07/19    | 13    |          | %     | 35        |
|                            |            |              | Acid Extractable Molybdenum (Mo) | 2023/07/19    | NC    |          | %     | 35        |
|                            |            |              | Acid Extractable Nickel (Ni)     | 2023/07/19    | 19    |          | %     | 35        |
|                            |            |              | Acid Extractable Rubidium (Rb)   | 2023/07/19    | 3.7   |          | %     | 35        |
|                            |            |              | Acid Extractable Selenium (Se)   | 2023/07/19    | NC    |          | %     | 35        |
|                            |            |              | Acid Extractable Silver (Ag)     | 2023/07/19    | NC    |          | %     | 35        |
|                            |            |              | Acid Extractable Strontium (Sr)  | 2023/07/19    | 12    |          | %     | 35        |
|                            |            |              | Acid Extractable Thallium (Tl)   | 2023/07/19    | NC    |          | %     | 35        |
|                            |            |              | Acid Extractable Tin (Sn)        | 2023/07/19    | 26    |          | %     | 35        |
|                            |            |              | Acid Extractable Uranium (U)     | 2023/07/19    | 6.0   |          | %     | 35        |



BUREAU  
VERITAS

Bureau Veritas Job #: C3J5933  
Report Date: 2023/07/21

Dillon Consulting Limited  
Client Project #: 22-3723  
Site Location: LAKE ENON-SED  
Sampler Initials: JM

### QUALITY ASSURANCE REPORT(CONT'D)

| QA/QC   | Batch | Init | QC Type         | Parameter                        | Date Analyzed | Value | Recovery | UNITS | QC Limits |
|---------|-------|------|-----------------|----------------------------------|---------------|-------|----------|-------|-----------|
|         |       |      |                 | Acid Extractable Vanadium (V)    | 2023/07/19    | 5.5   |          | %     | 35        |
|         |       |      |                 | Acid Extractable Zinc (Zn)       | 2023/07/19    | 2.7   |          | %     | 35        |
| 8797733 | BBD   |      | QC Standard     | Organic Carbon (TOC)             | 2023/07/19    |       | 111      | %     | 75 - 125  |
| 8797733 | BBD   |      | Method Blank    | Organic Carbon (TOC)             | 2023/07/19    | <0.50 |          | g/kg  |           |
| 8797733 | BBD   |      | RPD [WHC437-01] | Organic Carbon (TOC)             | 2023/07/19    | 6.0   |          | %     | 35        |
| 8798120 | JHY   |      | Matrix Spike    | Acid Extractable Antimony (Sb)   | 2023/07/19    |       | 89       | %     | 75 - 125  |
|         |       |      |                 | Acid Extractable Arsenic (As)    | 2023/07/19    |       | 94       | %     | 75 - 125  |
|         |       |      |                 | Acid Extractable Barium (Ba)     | 2023/07/19    |       | NC       | %     | 75 - 125  |
|         |       |      |                 | Acid Extractable Beryllium (Be)  | 2023/07/19    |       | 96       | %     | 75 - 125  |
|         |       |      |                 | Acid Extractable Bismuth (Bi)    | 2023/07/19    |       | 94       | %     | 75 - 125  |
|         |       |      |                 | Acid Extractable Boron (B)       | 2023/07/19    |       | 90       | %     | 75 - 125  |
|         |       |      |                 | Acid Extractable Cadmium (Cd)    | 2023/07/19    |       | 93       | %     | 75 - 125  |
|         |       |      |                 | Acid Extractable Chromium (Cr)   | 2023/07/19    |       | 95       | %     | 75 - 125  |
|         |       |      |                 | Acid Extractable Cobalt (Co)     | 2023/07/19    |       | 96       | %     | 75 - 125  |
|         |       |      |                 | Acid Extractable Copper (Cu)     | 2023/07/19    |       | 97       | %     | 75 - 125  |
|         |       |      |                 | Acid Extractable Lead (Pb)       | 2023/07/19    |       | 94       | %     | 75 - 125  |
|         |       |      |                 | Acid Extractable Lithium (Li)    | 2023/07/19    |       | 96       | %     | 75 - 125  |
|         |       |      |                 | Acid Extractable Manganese (Mn)  | 2023/07/19    |       | NC       | %     | 75 - 125  |
|         |       |      |                 | Acid Extractable Molybdenum (Mo) | 2023/07/19    |       | 98       | %     | 75 - 125  |
|         |       |      |                 | Acid Extractable Nickel (Ni)     | 2023/07/19    |       | 96       | %     | 75 - 125  |
|         |       |      |                 | Acid Extractable Selenium (Se)   | 2023/07/19    |       | 97       | %     | 75 - 125  |
|         |       |      |                 | Acid Extractable Silver (Ag)     | 2023/07/19    |       | 94       | %     | 75 - 125  |
|         |       |      |                 | Acid Extractable Strontium (Sr)  | 2023/07/19    |       | 97       | %     | 75 - 125  |
|         |       |      |                 | Acid Extractable Thallium (Tl)   | 2023/07/19    |       | 94       | %     | 75 - 125  |
|         |       |      |                 | Acid Extractable Tin (Sn)        | 2023/07/19    |       | 95       | %     | 75 - 125  |
|         |       |      |                 | Acid Extractable Uranium (U)     | 2023/07/19    |       | 94       | %     | 75 - 125  |
|         |       |      |                 | Acid Extractable Vanadium (V)    | 2023/07/19    |       | 96       | %     | 75 - 125  |
|         |       |      |                 | Acid Extractable Zinc (Zn)       | 2023/07/19    |       | 93       | %     | 75 - 125  |
| 8798120 | JHY   |      | Spiked Blank    | Acid Extractable Antimony (Sb)   | 2023/07/19    |       | 98       | %     | 75 - 125  |
|         |       |      |                 | Acid Extractable Arsenic (As)    | 2023/07/19    |       | 95       | %     | 75 - 125  |
|         |       |      |                 | Acid Extractable Barium (Ba)     | 2023/07/19    |       | 92       | %     | 75 - 125  |
|         |       |      |                 | Acid Extractable Beryllium (Be)  | 2023/07/19    |       | 94       | %     | 75 - 125  |
|         |       |      |                 | Acid Extractable Bismuth (Bi)    | 2023/07/19    |       | 93       | %     | 75 - 125  |
|         |       |      |                 | Acid Extractable Boron (B)       | 2023/07/19    |       | 99       | %     | 75 - 125  |
|         |       |      |                 | Acid Extractable Cadmium (Cd)    | 2023/07/19    |       | 93       | %     | 75 - 125  |
|         |       |      |                 | Acid Extractable Chromium (Cr)   | 2023/07/19    |       | 95       | %     | 75 - 125  |
|         |       |      |                 | Acid Extractable Cobalt (Co)     | 2023/07/19    |       | 95       | %     | 75 - 125  |
|         |       |      |                 | Acid Extractable Copper (Cu)     | 2023/07/19    |       | 96       | %     | 75 - 125  |
|         |       |      |                 | Acid Extractable Lead (Pb)       | 2023/07/19    |       | 93       | %     | 75 - 125  |
|         |       |      |                 | Acid Extractable Lithium (Li)    | 2023/07/19    |       | 94       | %     | 75 - 125  |
|         |       |      |                 | Acid Extractable Manganese (Mn)  | 2023/07/19    |       | 96       | %     | 75 - 125  |
|         |       |      |                 | Acid Extractable Molybdenum (Mo) | 2023/07/19    |       | 99       | %     | 75 - 125  |
|         |       |      |                 | Acid Extractable Nickel (Ni)     | 2023/07/19    |       | 96       | %     | 75 - 125  |
|         |       |      |                 | Acid Extractable Selenium (Se)   | 2023/07/19    |       | 99       | %     | 75 - 125  |
|         |       |      |                 | Acid Extractable Silver (Ag)     | 2023/07/19    |       | 95       | %     | 75 - 125  |
|         |       |      |                 | Acid Extractable Strontium (Sr)  | 2023/07/19    |       | 94       | %     | 75 - 125  |
|         |       |      |                 | Acid Extractable Thallium (Tl)   | 2023/07/19    |       | 93       | %     | 75 - 125  |
|         |       |      |                 | Acid Extractable Tin (Sn)        | 2023/07/19    |       | 94       | %     | 75 - 125  |
|         |       |      |                 | Acid Extractable Uranium (U)     | 2023/07/19    |       | 95       | %     | 75 - 125  |
|         |       |      |                 | Acid Extractable Vanadium (V)    | 2023/07/19    |       | 97       | %     | 75 - 125  |
|         |       |      |                 | Acid Extractable Zinc (Zn)       | 2023/07/19    |       | 95       | %     | 75 - 125  |
| 8798120 | JHY   |      | Method Blank    | Acid Extractable Aluminum (Al)   | 2023/07/19    | <10   |          | mg/kg |           |
|         |       |      |                 | Acid Extractable Antimony (Sb)   | 2023/07/19    | <2.0  |          | mg/kg |           |



BUREAU  
VERITAS

Bureau Veritas Job #: C3J5933  
Report Date: 2023/07/21

Dillon Consulting Limited  
Client Project #: 22-3723  
Site Location: LAKE ENON-SED  
Sampler Initials: JM

### QUALITY ASSURANCE REPORT(CONT'D)

| QA/QC<br>Batch | Init | QC Type      | Parameter                        | Date Analyzed | Value | Recovery | UNITS | QC Limits |
|----------------|------|--------------|----------------------------------|---------------|-------|----------|-------|-----------|
|                |      |              | Acid Extractable Arsenic (As)    | 2023/07/19    | <2.0  |          | mg/kg |           |
|                |      |              | Acid Extractable Barium (Ba)     | 2023/07/19    | <5.0  |          | mg/kg |           |
|                |      |              | Acid Extractable Beryllium (Be)  | 2023/07/19    | <1.0  |          | mg/kg |           |
|                |      |              | Acid Extractable Bismuth (Bi)    | 2023/07/19    | <2.0  |          | mg/kg |           |
|                |      |              | Acid Extractable Boron (B)       | 2023/07/19    | <50   |          | mg/kg |           |
|                |      |              | Acid Extractable Cadmium (Cd)    | 2023/07/19    | <0.30 |          | mg/kg |           |
|                |      |              | Acid Extractable Chromium (Cr)   | 2023/07/19    | <2.0  |          | mg/kg |           |
|                |      |              | Acid Extractable Cobalt (Co)     | 2023/07/19    | <1.0  |          | mg/kg |           |
|                |      |              | Acid Extractable Copper (Cu)     | 2023/07/19    | <2.0  |          | mg/kg |           |
|                |      |              | Acid Extractable Iron (Fe)       | 2023/07/19    | <50   |          | mg/kg |           |
|                |      |              | Acid Extractable Lead (Pb)       | 2023/07/19    | <0.50 |          | mg/kg |           |
|                |      |              | Acid Extractable Lithium (Li)    | 2023/07/19    | <2.0  |          | mg/kg |           |
|                |      |              | Acid Extractable Manganese (Mn)  | 2023/07/19    | <2.0  |          | mg/kg |           |
|                |      |              | Acid Extractable Molybdenum (Mo) | 2023/07/19    | <2.0  |          | mg/kg |           |
|                |      |              | Acid Extractable Nickel (Ni)     | 2023/07/19    | <2.0  |          | mg/kg |           |
|                |      |              | Acid Extractable Selenium (Se)   | 2023/07/19    | <0.50 |          | mg/kg |           |
|                |      |              | Acid Extractable Silver (Ag)     | 2023/07/19    | <0.50 |          | mg/kg |           |
|                |      |              | Acid Extractable Strontium (Sr)  | 2023/07/19    | <5.0  |          | mg/kg |           |
|                |      |              | Acid Extractable Thallium (Tl)   | 2023/07/19    | <0.10 |          | mg/kg |           |
|                |      |              | Acid Extractable Tin (Sn)        | 2023/07/19    | <1.0  |          | mg/kg |           |
|                |      |              | Acid Extractable Uranium (U)     | 2023/07/19    | <0.10 |          | mg/kg |           |
|                |      |              | Acid Extractable Vanadium (V)    | 2023/07/19    | <2.0  |          | mg/kg |           |
|                |      |              | Acid Extractable Zinc (Zn)       | 2023/07/19    | <5.0  |          | mg/kg |           |
| 8798120        | JHY  | RPD          | Acid Extractable Aluminum (Al)   | 2023/07/19    | 3.4   |          | %     | 35        |
|                |      |              | Acid Extractable Antimony (Sb)   | 2023/07/19    | NC    |          | %     | 35        |
|                |      |              | Acid Extractable Arsenic (As)    | 2023/07/19    | 2.1   |          | %     | 35        |
|                |      |              | Acid Extractable Barium (Ba)     | 2023/07/19    | 3.9   |          | %     | 35        |
|                |      |              | Acid Extractable Beryllium (Be)  | 2023/07/19    | NC    |          | %     | 35        |
|                |      |              | Acid Extractable Bismuth (Bi)    | 2023/07/19    | NC    |          | %     | 35        |
|                |      |              | Acid Extractable Boron (B)       | 2023/07/19    | NC    |          | %     | 35        |
|                |      |              | Acid Extractable Cadmium (Cd)    | 2023/07/19    | NC    |          | %     | 35        |
|                |      |              | Acid Extractable Chromium (Cr)   | 2023/07/19    | 2.6   |          | %     | 35        |
|                |      |              | Acid Extractable Cobalt (Co)     | 2023/07/19    | 3.2   |          | %     | 35        |
|                |      |              | Acid Extractable Copper (Cu)     | 2023/07/19    | 3.9   |          | %     | 35        |
|                |      |              | Acid Extractable Iron (Fe)       | 2023/07/19    | 3.4   |          | %     | 35        |
|                |      |              | Acid Extractable Lead (Pb)       | 2023/07/19    | 0.26  |          | %     | 35        |
|                |      |              | Acid Extractable Lithium (Li)    | 2023/07/19    | 3.5   |          | %     | 35        |
|                |      |              | Acid Extractable Manganese (Mn)  | 2023/07/19    | 13    |          | %     | 35        |
|                |      |              | Acid Extractable Molybdenum (Mo) | 2023/07/19    | NC    |          | %     | 35        |
|                |      |              | Acid Extractable Nickel (Ni)     | 2023/07/19    | 2.5   |          | %     | 35        |
|                |      |              | Acid Extractable Selenium (Se)   | 2023/07/19    | NC    |          | %     | 35        |
|                |      |              | Acid Extractable Silver (Ag)     | 2023/07/19    | NC    |          | %     | 35        |
|                |      |              | Acid Extractable Strontium (Sr)  | 2023/07/19    | 1.6   |          | %     | 35        |
|                |      |              | Acid Extractable Thallium (Tl)   | 2023/07/19    | NC    |          | %     | 35        |
|                |      |              | Acid Extractable Tin (Sn)        | 2023/07/19    | NC    |          | %     | 35        |
|                |      |              | Acid Extractable Uranium (U)     | 2023/07/19    | 5.4   |          | %     | 35        |
|                |      |              | Acid Extractable Vanadium (V)    | 2023/07/19    | 4.2   |          | %     | 35        |
|                |      |              | Acid Extractable Zinc (Zn)       | 2023/07/19    | 3.7   |          | %     | 35        |
| 8800742        | JHY  | Matrix Spike | Acid Extractable Mercury (Hg)    | 2023/07/20    |       | 90       | %     | 75 - 125  |
|                |      |              | Acid Extractable Rubidium (Rb)   | 2023/07/20    |       | 94       | %     | 75 - 125  |
| 8800742        | JHY  | Spiked Blank | Acid Extractable Mercury (Hg)    | 2023/07/20    |       | 96       | %     | 75 - 125  |
|                |      |              | Acid Extractable Rubidium (Rb)   | 2023/07/20    |       | 100      | %     | 75 - 125  |
| 8800742        | JHY  | Method Blank | Acid Extractable Mercury (Hg)    | 2023/07/20    | <0.10 |          | mg/kg |           |



BUREAU  
VERITAS

Bureau Veritas Job #: C3J5933  
Report Date: 2023/07/21

Dillon Consulting Limited  
Client Project #: 22-3723  
Site Location: LAKE ENON-SED  
Sampler Initials: JM

### QUALITY ASSURANCE REPORT(CONT'D)

| QA/QC<br>Batch | Init | QC Type | Parameter                      | Date Analyzed | Value | Recovery | UNITS | QC Limits |
|----------------|------|---------|--------------------------------|---------------|-------|----------|-------|-----------|
| 8800742        | JHY  | RPD     | Acid Extractable Rubidium (Rb) | 2023/07/20    | <2.0  |          | mg/kg |           |
|                |      |         | Acid Extractable Mercury (Hg)  | 2023/07/20    | NC    |          | %     | 35        |
|                |      |         | Acid Extractable Rubidium (Rb) | 2023/07/20    | 3.7   |          | %     | 35        |

Duplicate: Paired analysis of a separate portion of the same sample. Used to evaluate the variance in the measurement.

Matrix Spike: A sample to which a known amount of the analyte of interest has been added. Used to evaluate sample matrix interference.

QC Standard: A sample of known concentration prepared by an external agency under stringent conditions. Used as an independent check of method accuracy.

Spiked Blank: A blank matrix sample to which a known amount of the analyte, usually from a second source, has been added. Used to evaluate method accuracy.

Method Blank: A blank matrix containing all reagents used in the analytical procedure. Used to identify laboratory contamination.

NC (Matrix Spike): The recovery in the matrix spike was not calculated. The relative difference between the concentration in the parent sample and the spike amount was too small to permit a reliable recovery calculation (matrix spike concentration was less than the native sample concentration)

NC (Duplicate RPD): The duplicate RPD was not calculated. The concentration in the sample and/or duplicate was too low to permit a reliable RPD calculation (absolute difference <= 2x RDL).

(1) Poor RPD due to sample inhomogeneity. Verified by repeat digestion and analysis.



BUREAU  
VERITAS

Bureau Veritas Job #: C3J5933  
Report Date: 2023/07/21

Dillon Consulting Limited  
Client Project #: 22-3723  
Site Location: LAKE ENON-SED  
Sampler Initials: JM

### VALIDATION SIGNATURE PAGE

The analytical data and all QC contained in this report were reviewed and validated by:

Janah Rhyno, Scientific Specialist

Mike MacGillivray, Scientific Specialist (Inorganics)

Phil Deveau, Scientific Specialist (Organics)

---

Bureau Veritas has procedures in place to guard against improper use of the electronic signature and have the required "signatories", as per ISO/IEC 17025, signing the reports. For Service Group specific validation, please refer to the Validation Signatures page if included, otherwise available by request. For Department specific Analyst/Supervisor validation names, please refer to the Test Summary section if included, otherwise available by request. This report is authorized by {0}, {1} responsible for {2} {3} laboratory operations.



Your Project #: 223723  
Site Location: LAKE ENON

**Attention: Nadine Wambolt**

Dillon Consulting Limited  
275 Charlotte St  
Sydney, NS  
CANADA B1P 1C6

**Report Date: 2023/08/08**  
Report #: R7755059  
Version: 1 - Final

**CERTIFICATE OF ANALYSIS**

**BUREAU VERITAS JOB #: C3K5935**

**Received: 2023/07/12, 14:35**

Sample Matrix: Water  
# Samples Received: 1

| Analyses                  | Quantity | Date       | Date       | Laboratory Method | Analytical Method |
|---------------------------|----------|------------|------------|-------------------|-------------------|
|                           |          | Extracted  | Analyzed   |                   |                   |
| Metals Water Total MS (1) | 1        | 2023/08/03 | 2023/08/08 | ATL SOP 00058     | EPA 6020B R2 m    |
| Total Suspended Solids    | 1        | N/A        | 2023/07/13 | SYD SOP 00165     | SM 22 2540D m     |

**Remarks:**

Bureau Veritas is accredited to ISO/IEC 17025 for specific parameters on scopes of accreditation. Unless otherwise noted, procedures used by Bureau Veritas are based upon recognized Provincial, Federal or US method compendia such as CCME, MELCCFP, EPA, APHA.

All work recorded herein has been done in accordance with procedures and practices ordinarily exercised by professionals in Bureau Veritas' profession using accepted testing methodologies, quality assurance and quality control procedures (except where otherwise agreed by the client and Bureau Veritas in writing). All data is in statistical control and has met quality control and method performance criteria unless otherwise noted. All method blanks are reported; unless indicated otherwise, associated sample data are not blank corrected. Where applicable, unless otherwise noted, Measurement Uncertainty has not been accounted for when stating conformity to the referenced standard.

Bureau Veritas liability is limited to the actual cost of the requested analyses, unless otherwise agreed in writing. There is no other warranty expressed or implied. Bureau Veritas has been retained to provide analysis of samples provided by the Client using the testing methodology referenced in this report. Interpretation and use of test results are the sole responsibility of the Client and are not within the scope of services provided by Bureau Veritas, unless otherwise agreed in writing. Bureau Veritas is not responsible for the accuracy or any data impacts, that result from the information provided by the customer or their agent.

Solid sample results, except biota, are based on dry weight unless otherwise indicated. Organic analyses are not recovery corrected except for isotope dilution methods.

Results relate to samples tested. When sampling is not conducted by Bureau Veritas, results relate to the supplied samples tested.

This Certificate shall not be reproduced except in full, without the written approval of the laboratory.

Reference Method suffix "m" indicates test methods incorporate validated modifications from specific reference methods to improve performance.

\* RPDs calculated using raw data. The rounding of final results may result in the apparent difference.

(1) This test was performed by Bureau Veritas Bedford, 200 Bluewater Rd Suite 105, Bedford, NS, B4B 1G9



Your Project #: 223723  
Site Location: LAKE ENON

**Attention: Nadine Wambolt**

Dillon Consulting Limited  
275 Charlotte St  
Sydney, NS  
CANADA B1P 1C6

**Report Date: 2023/08/08**  
Report #: R7755059  
Version: 1 - Final

**CERTIFICATE OF ANALYSIS**

**BUREAU VERITAS JOB #: C3K5935**

**Received: 2023/07/12, 14:35**

Encryption Key



**AUTHORIZED REPORT  
RAPPORT AUTORISÉ**

Bureau Veritas

08 Aug 2023 15:14:37

Please direct all questions regarding this Certificate of Analysis to:  
Natalie MacAskill, Key Account Specialist  
Email: Natalie.MacAskill@bureauveritas.com  
Phone# (902)567-1255 Ext:17

=====

This report has been generated and distributed using a secure automated process.

Bureau Veritas has procedures in place to guard against improper use of the electronic signature and have the required "signatories", as per ISO/IEC 17025, signing the reports. For Service Group specific validation, please refer to the Validation Signatures page if included, otherwise available by request. For Department specific Analyst/Supervisor validation names, please refer to the Test Summary section if included, otherwise available by request. This report is authorized by Kathy (Keeping) Martin, Laboratory Manager responsible for Nova Scotia Environmental laboratory operations.



**BUREAU**  
**VERITAS**

Bureau Veritas Job #: C3K5935  
Report Date: 2023/08/08

Dillon Consulting Limited  
Client Project #: 223723  
Site Location: LAKE ENON  
Sampler Initials: JM

### RESULTS OF ANALYSES OF WATER

|                                  |              |                     |            |                 |
|----------------------------------|--------------|---------------------|------------|-----------------|
| <b>Bureau Veritas ID</b>         |              | WJD321              |            |                 |
| <b>Sampling Date</b>             |              | 2023/07/12<br>13:17 |            |                 |
|                                  | <b>UNITS</b> | <b>SW-D</b>         | <b>RDL</b> | <b>QC Batch</b> |
| <b>Inorganics</b>                |              |                     |            |                 |
| Total Suspended Solids           | mg/L         | <2.0                | 2.0        | 8786065         |
| RDL = Reportable Detection Limit |              |                     |            |                 |
| QC Batch = Quality Control Batch |              |                     |            |                 |



BUREAU  
VERITAS

Bureau Veritas Job #: C3K5935  
Report Date: 2023/08/08

Dillon Consulting Limited  
Client Project #: 223723  
Site Location: LAKE ENON  
Sampler Initials: JM

### ELEMENTS BY ICP/MS (WATER)

| Bureau Veritas ID                |       | WJD321              |       |          |
|----------------------------------|-------|---------------------|-------|----------|
| Sampling Date                    |       | 2023/07/12<br>13:17 |       |          |
|                                  | UNITS | SW-D                | RDL   | QC Batch |
| <b>Metals</b>                    |       |                     |       |          |
| Total Aluminum (Al)              | ug/L  | 47                  | 5.0   | 8833403  |
| Total Antimony (Sb)              | ug/L  | <1.0                | 1.0   | 8833403  |
| Total Arsenic (As)               | ug/L  | <1.0                | 1.0   | 8833403  |
| Total Barium (Ba)                | ug/L  | 370                 | 1.0   | 8833403  |
| Total Beryllium (Be)             | ug/L  | <0.10               | 0.10  | 8833403  |
| Total Bismuth (Bi)               | ug/L  | <2.0                | 2.0   | 8833403  |
| Total Boron (B)                  | ug/L  | <50                 | 50    | 8833403  |
| Total Cadmium (Cd)               | ug/L  | 0.038               | 0.010 | 8833403  |
| Total Calcium (Ca)               | ug/L  | 33000               | 100   | 8833403  |
| Total Chromium (Cr)              | ug/L  | <1.0                | 1.0   | 8833403  |
| Total Cobalt (Co)                | ug/L  | <0.40               | 0.40  | 8833403  |
| Total Copper (Cu)                | ug/L  | 1.3                 | 0.50  | 8833403  |
| Total Iron (Fe)                  | ug/L  | 59                  | 50    | 8833403  |
| Total Lead (Pb)                  | ug/L  | 2.0                 | 0.50  | 8833403  |
| Total Magnesium (Mg)             | ug/L  | 4400                | 100   | 8833403  |
| Total Manganese (Mn)             | ug/L  | 90                  | 2.0   | 8833403  |
| Total Molybdenum (Mo)            | ug/L  | <2.0                | 2.0   | 8833403  |
| Total Nickel (Ni)                | ug/L  | <2.0                | 2.0   | 8833403  |
| Total Phosphorus (P)             | ug/L  | <100                | 100   | 8833403  |
| Total Potassium (K)              | ug/L  | 450                 | 100   | 8833403  |
| Total Selenium (Se)              | ug/L  | 0.58                | 0.50  | 8833403  |
| Total Silver (Ag)                | ug/L  | <0.10               | 0.10  | 8833403  |
| Total Sodium (Na)                | ug/L  | 4400                | 100   | 8833403  |
| Total Strontium (Sr)             | ug/L  | 11000               | 20    | 8833403  |
| Total Thallium (Tl)              | ug/L  | <0.10               | 0.10  | 8833403  |
| Total Tin (Sn)                   | ug/L  | <2.0                | 2.0   | 8833403  |
| Total Titanium (Ti)              | ug/L  | <2.0                | 2.0   | 8833403  |
| Total Uranium (U)                | ug/L  | 0.72                | 0.10  | 8833403  |
| Total Vanadium (V)               | ug/L  | <2.0                | 2.0   | 8833403  |
| Total Zinc (Zn)                  | ug/L  | 8.8                 | 5.0   | 8833403  |
| RDL = Reportable Detection Limit |       |                     |       |          |
| QC Batch = Quality Control Batch |       |                     |       |          |



**BUREAU  
VERITAS**

Bureau Veritas Job #: C3K5935  
Report Date: 2023/08/08

Dillon Consulting Limited  
Client Project #: 223723  
Site Location: LAKE ENON  
Sampler Initials: JM

### GENERAL COMMENTS

Results relate only to the items tested.



BUREAU  
VERITAS

Bureau Veritas Job #: C3K5935  
Report Date: 2023/08/08

Dillon Consulting Limited  
Client Project #: 223723  
Site Location: LAKE ENON  
Sampler Initials: JM

### QUALITY ASSURANCE REPORT

| QA/QC | Batch   | Init | QC Type      | Parameter              | Date Analyzed | Value | Recovery | UNITS | QC Limits |
|-------|---------|------|--------------|------------------------|---------------|-------|----------|-------|-----------|
|       | 8786065 | TML  | Spiked Blank | Total Suspended Solids | 2023/07/13    |       | 97       | %     | 75 - 125  |
|       | 8786065 | TML  | Method Blank | Total Suspended Solids | 2023/07/13    | <2.0  |          | mg/L  |           |
|       | 8786065 | TML  | RPD          | Total Suspended Solids | 2023/07/13    | 0     |          | %     | 25        |
|       | 8833403 | JHY  | Matrix Spike | Total Aluminum (Al)    | 2023/08/04    |       | 92       | %     | 80 - 120  |
|       |         |      |              | Total Antimony (Sb)    | 2023/08/04    |       | 101      | %     | 80 - 120  |
|       |         |      |              | Total Arsenic (As)     | 2023/08/04    |       | 93       | %     | 80 - 120  |
|       |         |      |              | Total Barium (Ba)      | 2023/08/04    |       | 92       | %     | 80 - 120  |
|       |         |      |              | Total Beryllium (Be)   | 2023/08/04    |       | 97       | %     | 80 - 120  |
|       |         |      |              | Total Bismuth (Bi)     | 2023/08/04    |       | 93       | %     | 80 - 120  |
|       |         |      |              | Total Boron (B)        | 2023/08/04    |       | 98       | %     | 80 - 120  |
|       |         |      |              | Total Cadmium (Cd)     | 2023/08/04    |       | 97       | %     | 80 - 120  |
|       |         |      |              | Total Calcium (Ca)     | 2023/08/04    |       | NC       | %     | 80 - 120  |
|       |         |      |              | Total Chromium (Cr)    | 2023/08/04    |       | 94       | %     | 80 - 120  |
|       |         |      |              | Total Cobalt (Co)      | 2023/08/04    |       | 92       | %     | 80 - 120  |
|       |         |      |              | Total Copper (Cu)      | 2023/08/04    |       | 93       | %     | 80 - 120  |
|       |         |      |              | Total Iron (Fe)        | 2023/08/04    |       | 92       | %     | 80 - 120  |
|       |         |      |              | Total Lead (Pb)        | 2023/08/04    |       | 93       | %     | 80 - 120  |
|       |         |      |              | Total Magnesium (Mg)   | 2023/08/04    |       | 96       | %     | 80 - 120  |
|       |         |      |              | Total Manganese (Mn)   | 2023/08/04    |       | 95       | %     | 80 - 120  |
|       |         |      |              | Total Molybdenum (Mo)  | 2023/08/04    |       | 100      | %     | 80 - 120  |
|       |         |      |              | Total Nickel (Ni)      | 2023/08/04    |       | 93       | %     | 80 - 120  |
|       |         |      |              | Total Phosphorus (P)   | 2023/08/04    |       | 95       | %     | 80 - 120  |
|       |         |      |              | Total Potassium (K)    | 2023/08/04    |       | 100      | %     | 80 - 120  |
|       |         |      |              | Total Selenium (Se)    | 2023/08/04    |       | 94       | %     | 80 - 120  |
|       |         |      |              | Total Silver (Ag)      | 2023/08/04    |       | 96       | %     | 80 - 120  |
|       |         |      |              | Total Sodium (Na)      | 2023/08/04    |       | 92       | %     | 80 - 120  |
|       |         |      |              | Total Strontium (Sr)   | 2023/08/04    |       | NC       | %     | 80 - 120  |
|       |         |      |              | Total Thallium (Tl)    | 2023/08/04    |       | 96       | %     | 80 - 120  |
|       |         |      |              | Total Tin (Sn)         | 2023/08/04    |       | 99       | %     | 80 - 120  |
|       |         |      |              | Total Titanium (Ti)    | 2023/08/04    |       | 96       | %     | 80 - 120  |
|       |         |      |              | Total Uranium (U)      | 2023/08/04    |       | 100      | %     | 80 - 120  |
|       |         |      |              | Total Vanadium (V)     | 2023/08/04    |       | 95       | %     | 80 - 120  |
|       |         |      |              | Total Zinc (Zn)        | 2023/08/04    |       | 94       | %     | 80 - 120  |
|       | 8833403 | JHY  | Spiked Blank | Total Aluminum (Al)    | 2023/08/04    |       | 94       | %     | 80 - 120  |
|       |         |      |              | Total Antimony (Sb)    | 2023/08/04    |       | 99       | %     | 80 - 120  |
|       |         |      |              | Total Arsenic (As)     | 2023/08/04    |       | 93       | %     | 80 - 120  |
|       |         |      |              | Total Barium (Ba)      | 2023/08/04    |       | 95       | %     | 80 - 120  |
|       |         |      |              | Total Beryllium (Be)   | 2023/08/04    |       | 99       | %     | 80 - 120  |
|       |         |      |              | Total Bismuth (Bi)     | 2023/08/04    |       | 96       | %     | 80 - 120  |
|       |         |      |              | Total Boron (B)        | 2023/08/04    |       | 98       | %     | 80 - 120  |
|       |         |      |              | Total Cadmium (Cd)     | 2023/08/04    |       | 99       | %     | 80 - 120  |
|       |         |      |              | Total Calcium (Ca)     | 2023/08/04    |       | 94       | %     | 80 - 120  |
|       |         |      |              | Total Chromium (Cr)    | 2023/08/04    |       | 95       | %     | 80 - 120  |
|       |         |      |              | Total Cobalt (Co)      | 2023/08/04    |       | 96       | %     | 80 - 120  |
|       |         |      |              | Total Copper (Cu)      | 2023/08/04    |       | 96       | %     | 80 - 120  |
|       |         |      |              | Total Iron (Fe)        | 2023/08/04    |       | 96       | %     | 80 - 120  |
|       |         |      |              | Total Lead (Pb)        | 2023/08/04    |       | 97       | %     | 80 - 120  |
|       |         |      |              | Total Magnesium (Mg)   | 2023/08/04    |       | 97       | %     | 80 - 120  |
|       |         |      |              | Total Manganese (Mn)   | 2023/08/04    |       | 99       | %     | 80 - 120  |
|       |         |      |              | Total Molybdenum (Mo)  | 2023/08/04    |       | 102      | %     | 80 - 120  |
|       |         |      |              | Total Nickel (Ni)      | 2023/08/04    |       | 98       | %     | 80 - 120  |
|       |         |      |              | Total Phosphorus (P)   | 2023/08/04    |       | 95       | %     | 80 - 120  |
|       |         |      |              | Total Potassium (K)    | 2023/08/04    |       | 96       | %     | 80 - 120  |



BUREAU  
VERITAS

Bureau Veritas Job #: C3K5935  
Report Date: 2023/08/08

Dillon Consulting Limited  
Client Project #: 223723  
Site Location: LAKE ENON  
Sampler Initials: JM

### QUALITY ASSURANCE REPORT(CONT'D)

| QA/QC<br>Batch | Init | QC Type      | Parameter             | Date Analyzed | Value       | Recovery | UNITS | QC Limits |
|----------------|------|--------------|-----------------------|---------------|-------------|----------|-------|-----------|
|                |      |              | Total Selenium (Se)   | 2023/08/04    |             | 95       | %     | 80 - 120  |
|                |      |              | Total Silver (Ag)     | 2023/08/04    |             | 96       | %     | 80 - 120  |
|                |      |              | Total Sodium (Na)     | 2023/08/04    |             | 95       | %     | 80 - 120  |
|                |      |              | Total Strontium (Sr)  | 2023/08/04    |             | 98       | %     | 80 - 120  |
|                |      |              | Total Thallium (Tl)   | 2023/08/04    |             | 98       | %     | 80 - 120  |
|                |      |              | Total Tin (Sn)        | 2023/08/04    |             | 100      | %     | 80 - 120  |
|                |      |              | Total Titanium (Ti)   | 2023/08/04    |             | 97       | %     | 80 - 120  |
|                |      |              | Total Uranium (U)     | 2023/08/04    |             | 102      | %     | 80 - 120  |
|                |      |              | Total Vanadium (V)    | 2023/08/04    |             | 96       | %     | 80 - 120  |
|                |      |              | Total Zinc (Zn)       | 2023/08/04    |             | 97       | %     | 80 - 120  |
| 8833403        | JHY  | Method Blank | Total Aluminum (Al)   | 2023/08/04    | <5.0        |          | ug/L  |           |
|                |      |              | Total Antimony (Sb)   | 2023/08/04    | 1.5,        |          | ug/L  |           |
|                |      |              |                       |               | RDL=1.0 (1) |          |       |           |
|                |      |              | Total Arsenic (As)    | 2023/08/04    | <1.0        |          | ug/L  |           |
|                |      |              | Total Barium (Ba)     | 2023/08/04    | <1.0        |          | ug/L  |           |
|                |      |              | Total Beryllium (Be)  | 2023/08/04    | <0.10       |          | ug/L  |           |
|                |      |              | Total Bismuth (Bi)    | 2023/08/04    | <2.0        |          | ug/L  |           |
|                |      |              | Total Boron (B)       | 2023/08/04    | <50         |          | ug/L  |           |
|                |      |              | Total Cadmium (Cd)    | 2023/08/04    | <0.010      |          | ug/L  |           |
|                |      |              | Total Calcium (Ca)    | 2023/08/04    | <100        |          | ug/L  |           |
|                |      |              | Total Chromium (Cr)   | 2023/08/04    | <1.0        |          | ug/L  |           |
|                |      |              | Total Cobalt (Co)     | 2023/08/04    | <0.40       |          | ug/L  |           |
|                |      |              | Total Copper (Cu)     | 2023/08/04    | <0.50       |          | ug/L  |           |
|                |      |              | Total Iron (Fe)       | 2023/08/04    | <50         |          | ug/L  |           |
|                |      |              | Total Lead (Pb)       | 2023/08/04    | <0.50       |          | ug/L  |           |
|                |      |              | Total Magnesium (Mg)  | 2023/08/04    | <100        |          | ug/L  |           |
|                |      |              | Total Manganese (Mn)  | 2023/08/04    | <2.0        |          | ug/L  |           |
|                |      |              | Total Molybdenum (Mo) | 2023/08/04    | <2.0        |          | ug/L  |           |
|                |      |              | Total Nickel (Ni)     | 2023/08/04    | <2.0        |          | ug/L  |           |
|                |      |              | Total Phosphorus (P)  | 2023/08/04    | <100        |          | ug/L  |           |
|                |      |              | Total Potassium (K)   | 2023/08/04    | <100        |          | ug/L  |           |
|                |      |              | Total Selenium (Se)   | 2023/08/04    | <0.50       |          | ug/L  |           |
|                |      |              | Total Silver (Ag)     | 2023/08/04    | <0.10       |          | ug/L  |           |
|                |      |              | Total Sodium (Na)     | 2023/08/04    | <100        |          | ug/L  |           |
|                |      |              | Total Strontium (Sr)  | 2023/08/04    | <2.0        |          | ug/L  |           |
|                |      |              | Total Thallium (Tl)   | 2023/08/04    | <0.10       |          | ug/L  |           |
|                |      |              | Total Tin (Sn)        | 2023/08/04    | <2.0        |          | ug/L  |           |
|                |      |              | Total Titanium (Ti)   | 2023/08/04    | <2.0        |          | ug/L  |           |
|                |      |              | Total Uranium (U)     | 2023/08/04    | <0.10       |          | ug/L  |           |
|                |      |              | Total Vanadium (V)    | 2023/08/04    | <2.0        |          | ug/L  |           |
|                |      |              | Total Zinc (Zn)       | 2023/08/04    | <5.0        |          | ug/L  |           |
| 8833403        | JHY  | RPD          | Total Aluminum (Al)   | 2023/08/04    | NC          |          | %     | 20        |
|                |      |              | Total Antimony (Sb)   | 2023/08/04    | NC          |          | %     | 20        |
|                |      |              | Total Arsenic (As)    | 2023/08/04    | 0.85        |          | %     | 20        |
|                |      |              | Total Barium (Ba)     | 2023/08/04    | NC          |          | %     | 20        |
|                |      |              | Total Beryllium (Be)  | 2023/08/04    | NC          |          | %     | 20        |
|                |      |              | Total Bismuth (Bi)    | 2023/08/04    | NC          |          | %     | 20        |
|                |      |              | Total Boron (B)       | 2023/08/04    | NC          |          | %     | 20        |
|                |      |              | Total Cadmium (Cd)    | 2023/08/04    | NC          |          | %     | 20        |
|                |      |              | Total Calcium (Ca)    | 2023/08/04    | 1.7         |          | %     | 20        |
|                |      |              | Total Chromium (Cr)   | 2023/08/04    | NC          |          | %     | 20        |
|                |      |              | Total Cobalt (Co)     | 2023/08/04    | NC          |          | %     | 20        |
|                |      |              | Total Copper (Cu)     | 2023/08/04    | 0.40        |          | %     | 20        |



**QUALITY ASSURANCE REPORT(CONT'D)**

| QA/QC<br>Batch | Init | QC Type | Parameter             | Date Analyzed | Value | Recovery | UNITS | QC Limits |
|----------------|------|---------|-----------------------|---------------|-------|----------|-------|-----------|
|                |      |         | Total Iron (Fe)       | 2023/08/04    | 3.8   |          | %     | 20        |
|                |      |         | Total Lead (Pb)       | 2023/08/04    | NC    |          | %     | 20        |
|                |      |         | Total Magnesium (Mg)  | 2023/08/04    | 0.29  |          | %     | 20        |
|                |      |         | Total Manganese (Mn)  | 2023/08/04    | 1.9   |          | %     | 20        |
|                |      |         | Total Molybdenum (Mo) | 2023/08/04    | NC    |          | %     | 20        |
|                |      |         | Total Nickel (Ni)     | 2023/08/04    | NC    |          | %     | 20        |
|                |      |         | Total Phosphorus (P)  | 2023/08/04    | NC    |          | %     | 20        |
|                |      |         | Total Potassium (K)   | 2023/08/04    | 1.2   |          | %     | 20        |
|                |      |         | Total Selenium (Se)   | 2023/08/04    | NC    |          | %     | 20        |
|                |      |         | Total Silver (Ag)     | 2023/08/04    | NC    |          | %     | 20        |
|                |      |         | Total Sodium (Na)     | 2023/08/04    | 1.6   |          | %     | 20        |
|                |      |         | Total Strontium (Sr)  | 2023/08/04    | 1.1   |          | %     | 20        |
|                |      |         | Total Thallium (Tl)   | 2023/08/04    | NC    |          | %     | 20        |
|                |      |         | Total Tin (Sn)        | 2023/08/04    | NC    |          | %     | 20        |
|                |      |         | Total Titanium (Ti)   | 2023/08/04    | NC    |          | %     | 20        |
|                |      |         | Total Uranium (U)     | 2023/08/04    | 1.3   |          | %     | 20        |
|                |      |         | Total Vanadium (V)    | 2023/08/04    | NC    |          | %     | 20        |
|                |      |         | Total Zinc (Zn)       | 2023/08/04    | NC    |          | %     | 20        |

Duplicate: Paired analysis of a separate portion of the same sample. Used to evaluate the variance in the measurement.

Matrix Spike: A sample to which a known amount of the analyte of interest has been added. Used to evaluate sample matrix interference.

Spiked Blank: A blank matrix sample to which a known amount of the analyte, usually from a second source, has been added. Used to evaluate method accuracy.

Method Blank: A blank matrix containing all reagents used in the analytical procedure. Used to identify laboratory contamination.

NC (Matrix Spike): The recovery in the matrix spike was not calculated. The relative difference between the concentration in the parent sample and the spike amount was too small to permit a reliable recovery calculation (matrix spike concentration was less than the native sample concentration)

NC (Duplicate RPD): The duplicate RPD was not calculated. The concentration in the sample and/or duplicate was too low to permit a reliable RPD calculation (absolute difference <= 2x RDL).

(1) Low level lab contamination.



BUREAU  
VERITAS

Bureau Veritas Job #: C3K5935  
Report Date: 2023/08/08

Dillon Consulting Limited  
Client Project #: 223723  
Site Location: LAKE ENON  
Sampler Initials: JM

### VALIDATION SIGNATURE PAGE

The analytical data and all QC contained in this report were reviewed and validated by:

Colleen Acker, B.Sc, Scientific Service Specialist

Mike MacGillivray, Scientific Specialist (Inorganics)

---

Bureau Veritas has procedures in place to guard against improper use of the electronic signature and have the required "signatories", as per ISO/IEC 17025, signing the reports. For Service Group specific validation, please refer to the Validation Signatures page if included, otherwise available by request. For Department specific Analyst/Supervisor validation names, please refer to the Test Summary section if included, otherwise available by request. This report is authorized by {0}, {1} responsible for {2} {3} laboratory operations.



Your Project #: 223723  
 Site Location: LAKE ENON

**Attention: Nadine Wambolt**

Dillon Consulting Limited  
 275 Charlotte St  
 Sydney, NS  
 CANADA B1P 1C6

**Report Date: 2023/08/18**  
 Report #: R7770390  
 Version: 1 - Final

**CERTIFICATE OF ANALYSIS**

**BUREAU VERITAS JOB #: C3M4055**

**Received: 2023/07/26, 16:55**

Sample Matrix: Soil  
 # Samples Received: 2

| Analyses                           | Quantity | Date       | Date       | Laboratory Method | Analytical Method |
|------------------------------------|----------|------------|------------|-------------------|-------------------|
|                                    |          | Extracted  | Analyzed   |                   |                   |
| Metals Solids Acid Extr. ICPMS (1) | 1        | 2023/08/11 | 2023/08/11 | ATL SOP 00058     | EPA 6020B R2 m    |
| Metals Solids Acid Extr. ICPMS (1) | 1        | 2023/08/11 | 2023/08/14 | ATL SOP 00058     | EPA 6020B R2 m    |

Sample Matrix: Water  
 # Samples Received: 2

| Analyses                  | Quantity | Date       | Date       | Laboratory Method | Analytical Method |
|---------------------------|----------|------------|------------|-------------------|-------------------|
|                           |          | Extracted  | Analyzed   |                   |                   |
| Metals Water Total MS (1) | 2        | 2023/08/15 | 2023/08/17 | ATL SOP 00058     | EPA 6020B R2 m    |

**Remarks:**

Bureau Veritas is accredited to ISO/IEC 17025 for specific parameters on scopes of accreditation. Unless otherwise noted, procedures used by Bureau Veritas are based upon recognized Provincial, Federal or US method compendia such as CCME, MELCCFP, EPA, APHA.

All work recorded herein has been done in accordance with procedures and practices ordinarily exercised by professionals in Bureau Veritas' profession using accepted testing methodologies, quality assurance and quality control procedures (except where otherwise agreed by the client and Bureau Veritas in writing). All data is in statistical control and has met quality control and method performance criteria unless otherwise noted. All method blanks are reported; unless indicated otherwise, associated sample data are not blank corrected. Where applicable, unless otherwise noted, Measurement Uncertainty has not been accounted for when stating conformity to the referenced standard.

Bureau Veritas liability is limited to the actual cost of the requested analyses, unless otherwise agreed in writing. There is no other warranty expressed or implied. Bureau Veritas has been retained to provide analysis of samples provided by the Client using the testing methodology referenced in this report. Interpretation and use of test results are the sole responsibility of the Client and are not within the scope of services provided by Bureau Veritas, unless otherwise agreed in writing. Bureau Veritas is not responsible for the accuracy or any data impacts, that result from the information provided by the customer or their agent.

Solid sample results, except biota, are based on dry weight unless otherwise indicated. Organic analyses are not recovery corrected except for isotope dilution methods.

Results relate to samples tested. When sampling is not conducted by Bureau Veritas, results relate to the supplied samples tested.

This Certificate shall not be reproduced except in full, without the written approval of the laboratory.

Reference Method suffix "m" indicates test methods incorporate validated modifications from specific reference methods to improve performance.

\* RPDs calculated using raw data. The rounding of final results may result in the apparent difference.

(1) This test was performed by Bureau Veritas Bedford, 200 Bluewater Rd Suite 105, Bedford, NS, B4B 1G9



Your Project #: 223723  
Site Location: LAKE ENON

**Attention: Nadine Wambolt**

Dillon Consulting Limited  
275 Charlotte St  
Sydney, NS  
CANADA B1P 1C6

**Report Date: 2023/08/18**  
Report #: R7770390  
Version: 1 - Final

**CERTIFICATE OF ANALYSIS**

**BUREAU VERITAS JOB #: C3M4055**

**Received: 2023/07/26, 16:55**

Encryption Key

Matthew Godkin  
Sample Receiver 1  
18 Aug 2023 16:18:35

Please direct all questions regarding this Certificate of Analysis to:  
Natalie MacAskill, Key Account Specialist  
Email: Natalie.MacAskill@bureauveritas.com  
Phone# (902)567-1255 Ext:17

=====  
This report has been generated and distributed using a secure automated process.  
Bureau Veritas has procedures in place to guard against improper use of the electronic signature and have the required "signatories", as per ISO/IEC 17025, signing the reports.  
For Service Group specific validation, please refer to the Validation Signatures page if included, otherwise available by request. For Department specific Analyst/Supervisor validation names, please refer to the Test Summary section if included, otherwise available by request. This report is authorized by Kathy (Keeping) Martin, Laboratory Manager responsible for Nova Scotia Environmental laboratory operations.



BUREAU  
VERITAS

Bureau Veritas Job #: C3M4055  
Report Date: 2023/08/18

Dillon Consulting Limited  
Client Project #: 223723  
Site Location: LAKE ENON  
Sampler Initials: JM

### ELEMENTS BY ATOMIC SPECTROSCOPY (SOIL)

| Bureau Veritas ID                |       | WMY249              |      | WMY250              |      |          |
|----------------------------------|-------|---------------------|------|---------------------|------|----------|
| Sampling Date                    |       | 2023/07/26<br>14:50 |      | 2023/07/26<br>14:35 |      |          |
|                                  | UNITS | WETLAND #1-A        | RDL  | WETLAND #1-B        | RDL  | QC Batch |
| <b>Metals</b>                    |       |                     |      |                     |      |          |
| Acid Extractable Aluminum (Al)   | mg/kg | 13000               | 10   | 9300                | 10   | 8846223  |
| Acid Extractable Antimony (Sb)   | mg/kg | <2.0                | 2.0  | <2.0                | 2.0  | 8846223  |
| Acid Extractable Arsenic (As)    | mg/kg | 7.8                 | 2.0  | 4.6                 | 2.0  | 8846223  |
| Acid Extractable Barium (Ba)     | mg/kg | 74                  | 5.0  | 630                 | 5.0  | 8846223  |
| Acid Extractable Beryllium (Be)  | mg/kg | <1.0                | 1.0  | <1.0                | 1.0  | 8846223  |
| Acid Extractable Bismuth (Bi)    | mg/kg | <2.0                | 2.0  | <2.0                | 2.0  | 8846223  |
| Acid Extractable Boron (B)       | mg/kg | <50                 | 50   | <50                 | 50   | 8846223  |
| Acid Extractable Cadmium (Cd)    | mg/kg | 0.58                | 0.30 | 3.8                 | 0.30 | 8846223  |
| Acid Extractable Chromium (Cr)   | mg/kg | 17                  | 2.0  | 12                  | 2.0  | 8846223  |
| Acid Extractable Cobalt (Co)     | mg/kg | 6.6                 | 1.0  | 8.5                 | 1.0  | 8846223  |
| Acid Extractable Copper (Cu)     | mg/kg | 11                  | 2.0  | 34                  | 2.0  | 8846223  |
| Acid Extractable Iron (Fe)       | mg/kg | 23000               | 50   | 17000               | 50   | 8846223  |
| Acid Extractable Lead (Pb)       | mg/kg | 100                 | 0.50 | 280                 | 0.50 | 8846223  |
| Acid Extractable Lithium (Li)    | mg/kg | 23                  | 2.0  | 19                  | 2.0  | 8846223  |
| Acid Extractable Manganese (Mn)  | mg/kg | 1700                | 2.0  | 3200                | 2.0  | 8846223  |
| Acid Extractable Mercury (Hg)    | mg/kg | <0.10               | 0.10 | <0.10               | 0.10 | 8846223  |
| Acid Extractable Molybdenum (Mo) | mg/kg | 2.1                 | 2.0  | <2.0                | 2.0  | 8846223  |
| Acid Extractable Nickel (Ni)     | mg/kg | 13                  | 2.0  | 17                  | 2.0  | 8846223  |
| Acid Extractable Rubidium (Rb)   | mg/kg | 8.7                 | 2.0  | 8.5                 | 2.0  | 8846223  |
| Acid Extractable Selenium (Se)   | mg/kg | 0.88                | 0.50 | 0.95                | 0.50 | 8846223  |
| Acid Extractable Silver (Ag)     | mg/kg | <0.50               | 0.50 | 1.2                 | 0.50 | 8846223  |
| Acid Extractable Strontium (Sr)  | mg/kg | 420                 | 5.0  | 5400                | 50   | 8846223  |
| Acid Extractable Thallium (Tl)   | mg/kg | 0.23                | 0.10 | 0.32                | 0.10 | 8846223  |
| Acid Extractable Tin (Sn)        | mg/kg | <1.0                | 1.0  | <1.0                | 1.0  | 8846223  |
| Acid Extractable Uranium (U)     | mg/kg | 1.5                 | 0.10 | 3.1                 | 0.10 | 8846223  |
| Acid Extractable Vanadium (V)    | mg/kg | 30                  | 2.0  | 20                  | 2.0  | 8846223  |
| Acid Extractable Zinc (Zn)       | mg/kg | 230                 | 5.0  | 770                 | 5.0  | 8846223  |
| RDL = Reportable Detection Limit |       |                     |      |                     |      |          |
| QC Batch = Quality Control Batch |       |                     |      |                     |      |          |



BUREAU  
VERITAS

Bureau Veritas Job #: C3M4055  
Report Date: 2023/08/18

Dillon Consulting Limited  
Client Project #: 223723  
Site Location: LAKE ENON  
Sampler Initials: JM

### ELEMENTS BY ICP/MS (WATER)

| Bureau Veritas ID  |       | WMY245              |          | WMY246              |       |          |
|--|-------|---------------------|----------|---------------------|-------|----------|
| Sampling Date  |       | 2023/07/26<br>14:50 |          | 2023/07/26<br>14:35 |       |          |
|  | UNITS | WETLAND #1-A        | QC Batch | WETLAND #1-B        | RDL   | QC Batch |
| <b>Metals</b>  |       |                     |          |                     |       |          |
| Total Aluminum (Al)  | ug/L  | 8.2                 | 8852511  | 130                 | 5.0   | 8852505  |
| Total Antimony (Sb)  | ug/L  | <1.0                | 8852511  | <1.0                | 1.0   | 8852505  |
| Total Arsenic (As)   | ug/L  | <1.0                | 8852511  | <1.0                | 1.0   | 8852505  |
| Total Barium (Ba)  | ug/L  | 81                  | 8852511  | 260                 | 1.0   | 8852505  |
| Total Beryllium (Be)   | ug/L  | <0.10               | 8852511  | <0.10               | 0.10  | 8852505  |
| Total Bismuth (Bi)   | ug/L  | <2.0                | 8852511  | <2.0                | 2.0   | 8852505  |
| Total Boron (B)  | ug/L  | <50                 | 8852511  | <50                 | 50    | 8852505  |
| Total Cadmium (Cd)   | ug/L  | 0.037               | 8852511  | 0.12                | 0.010 | 8852505  |
| Total Calcium (Ca)   | ug/L  | 77000               | 8852511  | 39000               | 100   | 8852505  |
| Total Chromium (Cr)  | ug/L  | <1.0                | 8852511  | <1.0                | 1.0   | 8852505  |
| Total Cobalt (Co)  | ug/L  | <0.40               | 8852511  | <0.40               | 0.40  | 8852505  |
| Total Copper (Cu)  | ug/L  | <0.50               | 8852511  | 0.99                | 0.50  | 8852505  |
| Total Iron (Fe)  | ug/L  | <50                 | 8852511  | 340                 | 50    | 8852505  |
| Total Lead (Pb)  | ug/L  | 0.56                | 8852511  | 4.8                 | 0.50  | 8852505  |
| Total Magnesium (Mg)   | ug/L  | 7200                | 8852511  | 5200                | 100   | 8852505  |
| Total Manganese (Mn)   | ug/L  | 23                  | 8852511  | 430                 | 2.0   | 8852505  |
| Total Molybdenum (Mo)  | ug/L  | <2.0                | 8852511  | 2.1                 | 2.0   | 8852505  |
| Total Nickel (Ni)  | ug/L  | <2.0                | 8852511  | <2.0                | 2.0   | 8852505  |
| Total Phosphorus (P)   | ug/L  | <100                | 8852511  | <100                | 100   | 8852505  |
| Total Potassium (K)  | ug/L  | 920                 | 8852511  | 1400                | 100   | 8852505  |
| Total Selenium (Se)  | ug/L  | <0.50               | 8852511  | 1.1                 | 0.50  | 8852505  |
| Total Silver (Ag)  | ug/L  | <0.10               | 8852511  | <0.10               | 0.10  | 8852505  |
| Total Sodium (Na)  | ug/L  | 5700                | 8852511  | 2800                | 100   | 8852505  |
| Total Strontium (Sr)   | ug/L  | 19000               | 8852511  | 20000               | 20    | 8852505  |
| Total Thallium (Tl)  | ug/L  | <0.10               | 8852511  | <0.10               | 0.10  | 8852505  |
| Total Tin (Sn)   | ug/L  | <2.0                | 8852511  | <2.0                | 2.0   | 8852505  |
| Total Titanium (Ti)  | ug/L  | <2.0                | 8852511  | 3.4                 | 2.0   | 8852505  |
| Total Uranium (U)  | ug/L  | 1.1                 | 8852511  | 0.87                | 0.10  | 8852505  |
| Total Vanadium (V)   | ug/L  | <2.0                | 8852511  | <2.0                | 2.0   | 8852505  |
| Total Zinc (Zn)  | ug/L  | 11                  | 8852511  | 52                  | 5.0   | 8852505  |
| RDL = Reportable Detection Limit<br>QC Batch = Quality Control Batch |       |                     |          |                     |       |          |



**BUREAU  
VERITAS**

Bureau Veritas Job #: C3M4055  
Report Date: 2023/08/18

Dillon Consulting Limited  
Client Project #: 223723  
Site Location: LAKE ENON  
Sampler Initials: JM

### GENERAL COMMENTS

Results relate only to the items tested.



BUREAU  
VERITAS

Bureau Veritas Job #: C3M4055  
Report Date: 2023/08/18

Dillon Consulting Limited  
Client Project #: 223723  
Site Location: LAKE ENON  
Sampler Initials: JM

### QUALITY ASSURANCE REPORT

| QA/QC                      |            | QC Type      | Parameter                        | Date Analyzed | Value    | Recovery | UNITS | QC Limits |
|----------------------------|------------|--------------|----------------------------------|---------------|----------|----------|-------|-----------|
| Batch                      | Init       |              |                                  |               |          |          |       |           |
| 8846223                    | JHY        | Matrix Spike | Acid Extractable Antimony (Sb)   | 2023/08/11    |          | 96       | %     | 75 - 125  |
|                            |            |              | Acid Extractable Arsenic (As)    | 2023/08/11    |          | 102      | %     | 75 - 125  |
|                            |            |              | Acid Extractable Barium (Ba)     | 2023/08/11    |          | 97       | %     | 75 - 125  |
|                            |            |              | Acid Extractable Beryllium (Be)  | 2023/08/11    |          | 103      | %     | 75 - 125  |
|                            |            |              | Acid Extractable Bismuth (Bi)    | 2023/08/11    |          | 103      | %     | 75 - 125  |
|                            |            |              | Acid Extractable Boron (B)       | 2023/08/11    |          | 98       | %     | 75 - 125  |
|                            |            |              | Acid Extractable Cadmium (Cd)    | 2023/08/11    |          | 100      | %     | 75 - 125  |
|                            |            |              | Acid Extractable Chromium (Cr)   | 2023/08/11    |          | 102      | %     | 75 - 125  |
|                            |            |              | Acid Extractable Cobalt (Co)     | 2023/08/11    |          | 101      | %     | 75 - 125  |
|                            |            |              | Acid Extractable Copper (Cu)     | 2023/08/11    |          | 103      | %     | 75 - 125  |
|                            |            |              | Acid Extractable Lead (Pb)       | 2023/08/11    |          | 102      | %     | 75 - 125  |
|                            |            |              | Acid Extractable Lithium (Li)    | 2023/08/11    |          | 104      | %     | 75 - 125  |
|                            |            |              | Acid Extractable Manganese (Mn)  | 2023/08/11    |          | NC       | %     | 75 - 125  |
|                            |            |              | Acid Extractable Mercury (Hg)    | 2023/08/11    |          | 91       | %     | 75 - 125  |
|                            |            |              | Acid Extractable Molybdenum (Mo) | 2023/08/11    |          | 102      | %     | 75 - 125  |
|                            |            |              | Acid Extractable Nickel (Ni)     | 2023/08/11    |          | 106      | %     | 75 - 125  |
|                            |            |              | Acid Extractable Rubidium (Rb)   | 2023/08/11    |          | 97       | %     | 75 - 125  |
|                            |            |              | Acid Extractable Selenium (Se)   | 2023/08/11    |          | 103      | %     | 75 - 125  |
|                            |            |              | Acid Extractable Silver (Ag)     | 2023/08/11    |          | 100      | %     | 75 - 125  |
|                            |            |              | Acid Extractable Strontium (Sr)  | 2023/08/11    |          | 103      | %     | 75 - 125  |
|                            |            |              | Acid Extractable Thallium (Tl)   | 2023/08/11    |          | 103      | %     | 75 - 125  |
|                            |            |              | Acid Extractable Tin (Sn)        | 2023/08/11    |          | 102      | %     | 75 - 125  |
|                            |            |              | Acid Extractable Uranium (U)     | 2023/08/11    |          | 106      | %     | 75 - 125  |
|                            |            |              | Acid Extractable Vanadium (V)    | 2023/08/11    |          | 104      | %     | 75 - 125  |
| Acid Extractable Zinc (Zn) | 2023/08/11 |              | NC                               | %             | 75 - 125 |          |       |           |
| 8846223                    | JHY        | Spiked Blank | Acid Extractable Antimony (Sb)   | 2023/08/11    |          | 100      | %     | 75 - 125  |
|                            |            |              | Acid Extractable Arsenic (As)    | 2023/08/11    |          | 99       | %     | 75 - 125  |
|                            |            |              | Acid Extractable Barium (Ba)     | 2023/08/11    |          | 95       | %     | 75 - 125  |
|                            |            |              | Acid Extractable Beryllium (Be)  | 2023/08/11    |          | 101      | %     | 75 - 125  |
|                            |            |              | Acid Extractable Bismuth (Bi)    | 2023/08/11    |          | 98       | %     | 75 - 125  |
|                            |            |              | Acid Extractable Boron (B)       | 2023/08/11    |          | 104      | %     | 75 - 125  |
|                            |            |              | Acid Extractable Cadmium (Cd)    | 2023/08/11    |          | 98       | %     | 75 - 125  |
|                            |            |              | Acid Extractable Chromium (Cr)   | 2023/08/11    |          | 98       | %     | 75 - 125  |
|                            |            |              | Acid Extractable Cobalt (Co)     | 2023/08/11    |          | 98       | %     | 75 - 125  |
|                            |            |              | Acid Extractable Copper (Cu)     | 2023/08/11    |          | 98       | %     | 75 - 125  |
|                            |            |              | Acid Extractable Lead (Pb)       | 2023/08/11    |          | 96       | %     | 75 - 125  |
|                            |            |              | Acid Extractable Lithium (Li)    | 2023/08/11    |          | 102      | %     | 75 - 125  |
|                            |            |              | Acid Extractable Manganese (Mn)  | 2023/08/11    |          | 100      | %     | 75 - 125  |
|                            |            |              | Acid Extractable Mercury (Hg)    | 2023/08/11    |          | 92       | %     | 75 - 125  |
|                            |            |              | Acid Extractable Molybdenum (Mo) | 2023/08/11    |          | 104      | %     | 75 - 125  |
|                            |            |              | Acid Extractable Nickel (Ni)     | 2023/08/11    |          | 100      | %     | 75 - 125  |
|                            |            |              | Acid Extractable Rubidium (Rb)   | 2023/08/11    |          | 96       | %     | 75 - 125  |
|                            |            |              | Acid Extractable Selenium (Se)   | 2023/08/11    |          | 103      | %     | 75 - 125  |
|                            |            |              | Acid Extractable Silver (Ag)     | 2023/08/11    |          | 98       | %     | 75 - 125  |
|                            |            |              | Acid Extractable Strontium (Sr)  | 2023/08/11    |          | 96       | %     | 75 - 125  |
|                            |            |              | Acid Extractable Thallium (Tl)   | 2023/08/11    |          | 97       | %     | 75 - 125  |
|                            |            |              | Acid Extractable Tin (Sn)        | 2023/08/11    |          | 100      | %     | 75 - 125  |
|                            |            |              | Acid Extractable Uranium (U)     | 2023/08/11    |          | 102      | %     | 75 - 125  |
|                            |            |              | Acid Extractable Vanadium (V)    | 2023/08/11    |          | 99       | %     | 75 - 125  |
| Acid Extractable Zinc (Zn) | 2023/08/11 |              | 101                              | %             | 75 - 125 |          |       |           |
| 8846223                    | JHY        | Method Blank | Acid Extractable Aluminum (Al)   | 2023/08/11    | <10      |          | mg/kg |           |
|                            |            |              | Acid Extractable Antimony (Sb)   | 2023/08/11    | <2.0     |          | mg/kg |           |
|                            |            |              | Acid Extractable Arsenic (As)    | 2023/08/11    | <2.0     |          | mg/kg |           |



BUREAU  
VERITAS

Bureau Veritas Job #: C3M4055  
Report Date: 2023/08/18

Dillon Consulting Limited  
Client Project #: 223723  
Site Location: LAKE ENON  
Sampler Initials: JM

### QUALITY ASSURANCE REPORT(CONT'D)

| QA/QC<br>Batch | Init | QC Type      | Parameter                        | Date Analyzed | Value | Recovery | UNITS | QC Limits |
|----------------|------|--------------|----------------------------------|---------------|-------|----------|-------|-----------|
|                |      |              | Acid Extractable Barium (Ba)     | 2023/08/11    | <5.0  |          | mg/kg |           |
|                |      |              | Acid Extractable Beryllium (Be)  | 2023/08/11    | <1.0  |          | mg/kg |           |
|                |      |              | Acid Extractable Bismuth (Bi)    | 2023/08/11    | <2.0  |          | mg/kg |           |
|                |      |              | Acid Extractable Boron (B)       | 2023/08/11    | <50   |          | mg/kg |           |
|                |      |              | Acid Extractable Cadmium (Cd)    | 2023/08/11    | <0.30 |          | mg/kg |           |
|                |      |              | Acid Extractable Chromium (Cr)   | 2023/08/11    | <2.0  |          | mg/kg |           |
|                |      |              | Acid Extractable Cobalt (Co)     | 2023/08/11    | <1.0  |          | mg/kg |           |
|                |      |              | Acid Extractable Copper (Cu)     | 2023/08/11    | <2.0  |          | mg/kg |           |
|                |      |              | Acid Extractable Iron (Fe)       | 2023/08/11    | <50   |          | mg/kg |           |
|                |      |              | Acid Extractable Lead (Pb)       | 2023/08/11    | <0.50 |          | mg/kg |           |
|                |      |              | Acid Extractable Lithium (Li)    | 2023/08/11    | <2.0  |          | mg/kg |           |
|                |      |              | Acid Extractable Manganese (Mn)  | 2023/08/11    | <2.0  |          | mg/kg |           |
|                |      |              | Acid Extractable Mercury (Hg)    | 2023/08/11    | <0.10 |          | mg/kg |           |
|                |      |              | Acid Extractable Molybdenum (Mo) | 2023/08/11    | <2.0  |          | mg/kg |           |
|                |      |              | Acid Extractable Nickel (Ni)     | 2023/08/11    | <2.0  |          | mg/kg |           |
|                |      |              | Acid Extractable Rubidium (Rb)   | 2023/08/11    | <2.0  |          | mg/kg |           |
|                |      |              | Acid Extractable Selenium (Se)   | 2023/08/11    | <0.50 |          | mg/kg |           |
|                |      |              | Acid Extractable Silver (Ag)     | 2023/08/11    | <0.50 |          | mg/kg |           |
|                |      |              | Acid Extractable Strontium (Sr)  | 2023/08/11    | <5.0  |          | mg/kg |           |
|                |      |              | Acid Extractable Thallium (Tl)   | 2023/08/11    | <0.10 |          | mg/kg |           |
|                |      |              | Acid Extractable Tin (Sn)        | 2023/08/11    | <1.0  |          | mg/kg |           |
|                |      |              | Acid Extractable Uranium (U)     | 2023/08/11    | <0.10 |          | mg/kg |           |
|                |      |              | Acid Extractable Vanadium (V)    | 2023/08/11    | <2.0  |          | mg/kg |           |
|                |      |              | Acid Extractable Zinc (Zn)       | 2023/08/11    | <5.0  |          | mg/kg |           |
| 8846223        | JHY  | RPD          | Acid Extractable Arsenic (As)    | 2023/08/11    | 9.1   |          | %     | 35        |
|                |      |              | Acid Extractable Barium (Ba)     | 2023/08/11    | 2.6   |          | %     | 35        |
|                |      |              | Acid Extractable Chromium (Cr)   | 2023/08/11    | 4.2   |          | %     | 35        |
|                |      |              | Acid Extractable Cobalt (Co)     | 2023/08/11    | 1.0   |          | %     | 35        |
|                |      |              | Acid Extractable Lead (Pb)       | 2023/08/11    | 3.1   |          | %     | 35        |
|                |      |              | Acid Extractable Tin (Sn)        | 2023/08/11    | NC    |          | %     | 35        |
|                |      |              | Acid Extractable Zinc (Zn)       | 2023/08/11    | 1.6   |          | %     | 35        |
| 8852505        | JHY  | Matrix Spike | Total Aluminum (Al)              | 2023/08/17    |       | 94       | %     | 80 - 120  |
|                |      |              | Total Antimony (Sb)              | 2023/08/17    |       | 103      | %     | 80 - 120  |
|                |      |              | Total Arsenic (As)               | 2023/08/17    |       | 92       | %     | 80 - 120  |
|                |      |              | Total Barium (Ba)                | 2023/08/17    |       | 92       | %     | 80 - 120  |
|                |      |              | Total Beryllium (Be)             | 2023/08/17    |       | 97       | %     | 80 - 120  |
|                |      |              | Total Bismuth (Bi)               | 2023/08/17    |       | 95       | %     | 80 - 120  |
|                |      |              | Total Boron (B)                  | 2023/08/17    |       | 98       | %     | 80 - 120  |
|                |      |              | Total Cadmium (Cd)               | 2023/08/17    |       | 97       | %     | 80 - 120  |
|                |      |              | Total Calcium (Ca)               | 2023/08/17    |       | 93       | %     | 80 - 120  |
|                |      |              | Total Chromium (Cr)              | 2023/08/17    |       | 91       | %     | 80 - 120  |
|                |      |              | Total Cobalt (Co)                | 2023/08/17    |       | 92       | %     | 80 - 120  |
|                |      |              | Total Copper (Cu)                | 2023/08/17    |       | 94       | %     | 80 - 120  |
|                |      |              | Total Iron (Fe)                  | 2023/08/17    |       | 93       | %     | 80 - 120  |
|                |      |              | Total Lead (Pb)                  | 2023/08/17    |       | 94       | %     | 80 - 120  |
|                |      |              | Total Magnesium (Mg)             | 2023/08/17    |       | 96       | %     | 80 - 120  |
|                |      |              | Total Manganese (Mn)             | 2023/08/17    |       | 93       | %     | 80 - 120  |
|                |      |              | Total Molybdenum (Mo)            | 2023/08/17    |       | 102      | %     | 80 - 120  |
|                |      |              | Total Nickel (Ni)                | 2023/08/17    |       | 94       | %     | 80 - 120  |
|                |      |              | Total Phosphorus (P)             | 2023/08/17    |       | 99       | %     | 80 - 120  |
|                |      |              | Total Potassium (K)              | 2023/08/17    |       | 98       | %     | 80 - 120  |
|                |      |              | Total Selenium (Se)              | 2023/08/17    |       | 95       | %     | 80 - 120  |
|                |      |              | Total Silver (Ag)                | 2023/08/17    |       | 95       | %     | 80 - 120  |



BUREAU  
VERITAS

Bureau Veritas Job #: C3M4055  
Report Date: 2023/08/18

Dillon Consulting Limited  
Client Project #: 223723  
Site Location: LAKE ENON  
Sampler Initials: JM

### QUALITY ASSURANCE REPORT(CONT'D)

| QA/QC<br>Batch | Init | QC Type      | Parameter             | Date Analyzed | Value  | Recovery | UNITS | QC Limits |
|----------------|------|--------------|-----------------------|---------------|--------|----------|-------|-----------|
|                |      |              | Total Sodium (Na)     | 2023/08/17    |        | 92       | %     | 80 - 120  |
|                |      |              | Total Strontium (Sr)  | 2023/08/17    |        | 93       | %     | 80 - 120  |
|                |      |              | Total Thallium (Tl)   | 2023/08/17    |        | 97       | %     | 80 - 120  |
|                |      |              | Total Tin (Sn)        | 2023/08/17    |        | 98       | %     | 80 - 120  |
|                |      |              | Total Titanium (Ti)   | 2023/08/17    |        | 94       | %     | 80 - 120  |
|                |      |              | Total Uranium (U)     | 2023/08/17    |        | 101      | %     | 80 - 120  |
|                |      |              | Total Vanadium (V)    | 2023/08/17    |        | 95       | %     | 80 - 120  |
|                |      |              | Total Zinc (Zn)       | 2023/08/17    |        | 95       | %     | 80 - 120  |
| 8852505        | JHY  | Spiked Blank | Total Aluminum (Al)   | 2023/08/16    |        | 99       | %     | 80 - 120  |
|                |      |              | Total Antimony (Sb)   | 2023/08/16    |        | 100      | %     | 80 - 120  |
|                |      |              | Total Arsenic (As)    | 2023/08/16    |        | 93       | %     | 80 - 120  |
|                |      |              | Total Barium (Ba)     | 2023/08/16    |        | 94       | %     | 80 - 120  |
|                |      |              | Total Beryllium (Be)  | 2023/08/16    |        | 97       | %     | 80 - 120  |
|                |      |              | Total Bismuth (Bi)    | 2023/08/16    |        | 97       | %     | 80 - 120  |
|                |      |              | Total Boron (B)       | 2023/08/16    |        | 99       | %     | 80 - 120  |
|                |      |              | Total Cadmium (Cd)    | 2023/08/16    |        | 95       | %     | 80 - 120  |
|                |      |              | Total Calcium (Ca)    | 2023/08/16    |        | 96       | %     | 80 - 120  |
|                |      |              | Total Chromium (Cr)   | 2023/08/16    |        | 94       | %     | 80 - 120  |
|                |      |              | Total Cobalt (Co)     | 2023/08/16    |        | 94       | %     | 80 - 120  |
|                |      |              | Total Copper (Cu)     | 2023/08/16    |        | 95       | %     | 80 - 120  |
|                |      |              | Total Iron (Fe)       | 2023/08/16    |        | 97       | %     | 80 - 120  |
|                |      |              | Total Lead (Pb)       | 2023/08/16    |        | 96       | %     | 80 - 120  |
|                |      |              | Total Magnesium (Mg)  | 2023/08/16    |        | 99       | %     | 80 - 120  |
|                |      |              | Total Manganese (Mn)  | 2023/08/16    |        | 96       | %     | 80 - 120  |
|                |      |              | Total Molybdenum (Mo) | 2023/08/16    |        | 100      | %     | 80 - 120  |
|                |      |              | Total Nickel (Ni)     | 2023/08/16    |        | 97       | %     | 80 - 120  |
|                |      |              | Total Phosphorus (P)  | 2023/08/16    |        | 98       | %     | 80 - 120  |
|                |      |              | Total Potassium (K)   | 2023/08/16    |        | 98       | %     | 80 - 120  |
|                |      |              | Total Selenium (Se)   | 2023/08/16    |        | 95       | %     | 80 - 120  |
|                |      |              | Total Silver (Ag)     | 2023/08/16    |        | 94       | %     | 80 - 120  |
|                |      |              | Total Sodium (Na)     | 2023/08/16    |        | 98       | %     | 80 - 120  |
|                |      |              | Total Strontium (Sr)  | 2023/08/16    |        | 95       | %     | 80 - 120  |
|                |      |              | Total Thallium (Tl)   | 2023/08/16    |        | 97       | %     | 80 - 120  |
|                |      |              | Total Tin (Sn)        | 2023/08/16    |        | 98       | %     | 80 - 120  |
|                |      |              | Total Titanium (Ti)   | 2023/08/16    |        | 96       | %     | 80 - 120  |
|                |      |              | Total Uranium (U)     | 2023/08/16    |        | 101      | %     | 80 - 120  |
|                |      |              | Total Vanadium (V)    | 2023/08/16    |        | 98       | %     | 80 - 120  |
|                |      |              | Total Zinc (Zn)       | 2023/08/16    |        | 95       | %     | 80 - 120  |
| 8852505        | JHY  | Method Blank | Total Aluminum (Al)   | 2023/08/16    | <5.0   |          | ug/L  |           |
|                |      |              | Total Antimony (Sb)   | 2023/08/16    | <1.0   |          | ug/L  |           |
|                |      |              | Total Arsenic (As)    | 2023/08/16    | <1.0   |          | ug/L  |           |
|                |      |              | Total Barium (Ba)     | 2023/08/16    | <1.0   |          | ug/L  |           |
|                |      |              | Total Beryllium (Be)  | 2023/08/16    | <0.10  |          | ug/L  |           |
|                |      |              | Total Bismuth (Bi)    | 2023/08/16    | <2.0   |          | ug/L  |           |
|                |      |              | Total Boron (B)       | 2023/08/16    | <50    |          | ug/L  |           |
|                |      |              | Total Cadmium (Cd)    | 2023/08/16    | <0.010 |          | ug/L  |           |
|                |      |              | Total Calcium (Ca)    | 2023/08/16    | <100   |          | ug/L  |           |
|                |      |              | Total Chromium (Cr)   | 2023/08/16    | <1.0   |          | ug/L  |           |
|                |      |              | Total Cobalt (Co)     | 2023/08/16    | <0.40  |          | ug/L  |           |
|                |      |              | Total Copper (Cu)     | 2023/08/16    | <0.50  |          | ug/L  |           |
|                |      |              | Total Iron (Fe)       | 2023/08/16    | <50    |          | ug/L  |           |
|                |      |              | Total Lead (Pb)       | 2023/08/16    | <0.50  |          | ug/L  |           |
|                |      |              | Total Magnesium (Mg)  | 2023/08/16    | <100   |          | ug/L  |           |



BUREAU  
VERITAS

Bureau Veritas Job #: C3M4055  
Report Date: 2023/08/18

Dillon Consulting Limited  
Client Project #: 223723  
Site Location: LAKE ENON  
Sampler Initials: JM

### QUALITY ASSURANCE REPORT(CONT'D)

| QA/QC<br>Batch | Init | QC Type         | Parameter             | Date Analyzed | Value | Recovery | UNITS | QC Limits |
|----------------|------|-----------------|-----------------------|---------------|-------|----------|-------|-----------|
|                |      |                 | Total Manganese (Mn)  | 2023/08/16    | <2.0  |          | ug/L  |           |
|                |      |                 | Total Molybdenum (Mo) | 2023/08/16    | <2.0  |          | ug/L  |           |
|                |      |                 | Total Nickel (Ni)     | 2023/08/16    | <2.0  |          | ug/L  |           |
|                |      |                 | Total Phosphorus (P)  | 2023/08/16    | <100  |          | ug/L  |           |
|                |      |                 | Total Potassium (K)   | 2023/08/16    | <100  |          | ug/L  |           |
|                |      |                 | Total Selenium (Se)   | 2023/08/16    | <0.50 |          | ug/L  |           |
|                |      |                 | Total Silver (Ag)     | 2023/08/16    | <0.10 |          | ug/L  |           |
|                |      |                 | Total Sodium (Na)     | 2023/08/16    | <100  |          | ug/L  |           |
|                |      |                 | Total Strontium (Sr)  | 2023/08/16    | <2.0  |          | ug/L  |           |
|                |      |                 | Total Thallium (Tl)   | 2023/08/16    | <0.10 |          | ug/L  |           |
|                |      |                 | Total Tin (Sn)        | 2023/08/16    | <2.0  |          | ug/L  |           |
|                |      |                 | Total Titanium (Ti)   | 2023/08/16    | <2.0  |          | ug/L  |           |
|                |      |                 | Total Uranium (U)     | 2023/08/16    | <0.10 |          | ug/L  |           |
|                |      |                 | Total Vanadium (V)    | 2023/08/16    | <2.0  |          | ug/L  |           |
|                |      |                 | Total Zinc (Zn)       | 2023/08/16    | <5.0  |          | ug/L  |           |
| 8852505        | JHY  | RPD [WMY246-01] | Total Aluminum (Al)   | 2023/08/17    | 6.5   |          | %     | 20        |
|                |      |                 | Total Antimony (Sb)   | 2023/08/17    | NC    |          | %     | 20        |
|                |      |                 | Total Arsenic (As)    | 2023/08/17    | NC    |          | %     | 20        |
|                |      |                 | Total Barium (Ba)     | 2023/08/17    | 2.0   |          | %     | 20        |
|                |      |                 | Total Beryllium (Be)  | 2023/08/17    | NC    |          | %     | 20        |
|                |      |                 | Total Bismuth (Bi)    | 2023/08/17    | NC    |          | %     | 20        |
|                |      |                 | Total Boron (B)       | 2023/08/17    | NC    |          | %     | 20        |
|                |      |                 | Total Cadmium (Cd)    | 2023/08/17    | 0.031 |          | %     | 20        |
|                |      |                 | Total Calcium (Ca)    | 2023/08/17    | 0.31  |          | %     | 20        |
|                |      |                 | Total Chromium (Cr)   | 2023/08/17    | NC    |          | %     | 20        |
|                |      |                 | Total Cobalt (Co)     | 2023/08/17    | NC    |          | %     | 20        |
|                |      |                 | Total Copper (Cu)     | 2023/08/17    | 3.4   |          | %     | 20        |
|                |      |                 | Total Iron (Fe)       | 2023/08/17    | 2.6   |          | %     | 20        |
|                |      |                 | Total Lead (Pb)       | 2023/08/17    | 1.5   |          | %     | 20        |
|                |      |                 | Total Magnesium (Mg)  | 2023/08/17    | 0.84  |          | %     | 20        |
|                |      |                 | Total Manganese (Mn)  | 2023/08/17    | 2.2   |          | %     | 20        |
|                |      |                 | Total Molybdenum (Mo) | 2023/08/17    | 2.4   |          | %     | 20        |
|                |      |                 | Total Nickel (Ni)     | 2023/08/17    | NC    |          | %     | 20        |
|                |      |                 | Total Phosphorus (P)  | 2023/08/17    | NC    |          | %     | 20        |
|                |      |                 | Total Potassium (K)   | 2023/08/17    | 0.89  |          | %     | 20        |
|                |      |                 | Total Selenium (Se)   | 2023/08/17    | 8.4   |          | %     | 20        |
|                |      |                 | Total Silver (Ag)     | 2023/08/17    | NC    |          | %     | 20        |
|                |      |                 | Total Sodium (Na)     | 2023/08/17    | 2.5   |          | %     | 20        |
|                |      |                 | Total Strontium (Sr)  | 2023/08/17    | 1.0   |          | %     | 20        |
|                |      |                 | Total Thallium (Tl)   | 2023/08/17    | NC    |          | %     | 20        |
|                |      |                 | Total Tin (Sn)        | 2023/08/17    | NC    |          | %     | 20        |
|                |      |                 | Total Titanium (Ti)   | 2023/08/17    | 5.7   |          | %     | 20        |
|                |      |                 | Total Uranium (U)     | 2023/08/17    | 3.5   |          | %     | 20        |
|                |      |                 | Total Vanadium (V)    | 2023/08/17    | NC    |          | %     | 20        |
|                |      |                 | Total Zinc (Zn)       | 2023/08/17    | 1.9   |          | %     | 20        |
| 8852511        | JHY  | Matrix Spike    | Total Aluminum (Al)   | 2023/08/16    |       | 92       | %     | 80 - 120  |
|                |      |                 | Total Antimony (Sb)   | 2023/08/16    |       | 105      | %     | 80 - 120  |
|                |      |                 | Total Arsenic (As)    | 2023/08/16    |       | 93       | %     | 80 - 120  |
|                |      |                 | Total Barium (Ba)     | 2023/08/16    |       | 92       | %     | 80 - 120  |
|                |      |                 | Total Beryllium (Be)  | 2023/08/16    |       | 99       | %     | 80 - 120  |
|                |      |                 | Total Bismuth (Bi)    | 2023/08/16    |       | 92       | %     | 80 - 120  |
|                |      |                 | Total Boron (B)       | 2023/08/16    |       | 101      | %     | 80 - 120  |
|                |      |                 | Total Cadmium (Cd)    | 2023/08/16    |       | 95       | %     | 80 - 120  |



BUREAU  
VERITAS

Bureau Veritas Job #: C3M4055  
Report Date: 2023/08/18

Dillon Consulting Limited  
Client Project #: 223723  
Site Location: LAKE ENON  
Sampler Initials: JM

### QUALITY ASSURANCE REPORT(CONT'D)

| QA/QC<br>Batch | Init | QC Type      | Parameter             | Date Analyzed | Value | Recovery | UNITS | QC Limits |
|----------------|------|--------------|-----------------------|---------------|-------|----------|-------|-----------|
|                |      |              | Total Calcium (Ca)    | 2023/08/16    |       | NC       | %     | 80 - 120  |
|                |      |              | Total Chromium (Cr)   | 2023/08/16    |       | 92       | %     | 80 - 120  |
|                |      |              | Total Cobalt (Co)     | 2023/08/16    |       | 89       | %     | 80 - 120  |
|                |      |              | Total Copper (Cu)     | 2023/08/16    |       | 89       | %     | 80 - 120  |
|                |      |              | Total Iron (Fe)       | 2023/08/16    |       | NC       | %     | 80 - 120  |
|                |      |              | Total Lead (Pb)       | 2023/08/16    |       | 93       | %     | 80 - 120  |
|                |      |              | Total Magnesium (Mg)  | 2023/08/16    |       | NC       | %     | 80 - 120  |
|                |      |              | Total Manganese (Mn)  | 2023/08/16    |       | NC       | %     | 80 - 120  |
|                |      |              | Total Molybdenum (Mo) | 2023/08/16    |       | 105      | %     | 80 - 120  |
|                |      |              | Total Nickel (Ni)     | 2023/08/16    |       | 90       | %     | 80 - 120  |
|                |      |              | Total Phosphorus (P)  | 2023/08/16    |       | 100      | %     | 80 - 120  |
|                |      |              | Total Potassium (K)   | 2023/08/16    |       | NC       | %     | 80 - 120  |
|                |      |              | Total Selenium (Se)   | 2023/08/16    |       | 96       | %     | 80 - 120  |
|                |      |              | Total Silver (Ag)     | 2023/08/16    |       | 94       | %     | 80 - 120  |
|                |      |              | Total Sodium (Na)     | 2023/08/16    |       | NC       | %     | 80 - 120  |
|                |      |              | Total Strontium (Sr)  | 2023/08/16    |       | NC       | %     | 80 - 120  |
|                |      |              | Total Thallium (Tl)   | 2023/08/16    |       | 95       | %     | 80 - 120  |
|                |      |              | Total Tin (Sn)        | 2023/08/16    |       | 101      | %     | 80 - 120  |
|                |      |              | Total Titanium (Ti)   | 2023/08/16    |       | 96       | %     | 80 - 120  |
|                |      |              | Total Uranium (U)     | 2023/08/16    |       | 102      | %     | 80 - 120  |
|                |      |              | Total Vanadium (V)    | 2023/08/16    |       | 97       | %     | 80 - 120  |
|                |      |              | Total Zinc (Zn)       | 2023/08/16    |       | 91       | %     | 80 - 120  |
| 8852511        | JHY  | Spiked Blank | Total Aluminum (Al)   | 2023/08/16    |       | 98       | %     | 80 - 120  |
|                |      |              | Total Antimony (Sb)   | 2023/08/16    |       | 103      | %     | 80 - 120  |
|                |      |              | Total Arsenic (As)    | 2023/08/16    |       | 94       | %     | 80 - 120  |
|                |      |              | Total Barium (Ba)     | 2023/08/16    |       | 96       | %     | 80 - 120  |
|                |      |              | Total Beryllium (Be)  | 2023/08/16    |       | 97       | %     | 80 - 120  |
|                |      |              | Total Bismuth (Bi)    | 2023/08/16    |       | 99       | %     | 80 - 120  |
|                |      |              | Total Boron (B)       | 2023/08/16    |       | 100      | %     | 80 - 120  |
|                |      |              | Total Cadmium (Cd)    | 2023/08/16    |       | 95       | %     | 80 - 120  |
|                |      |              | Total Calcium (Ca)    | 2023/08/16    |       | 97       | %     | 80 - 120  |
|                |      |              | Total Chromium (Cr)   | 2023/08/16    |       | 95       | %     | 80 - 120  |
|                |      |              | Total Cobalt (Co)     | 2023/08/16    |       | 95       | %     | 80 - 120  |
|                |      |              | Total Copper (Cu)     | 2023/08/16    |       | 97       | %     | 80 - 120  |
|                |      |              | Total Iron (Fe)       | 2023/08/16    |       | 100      | %     | 80 - 120  |
|                |      |              | Total Lead (Pb)       | 2023/08/16    |       | 98       | %     | 80 - 120  |
|                |      |              | Total Magnesium (Mg)  | 2023/08/16    |       | 101      | %     | 80 - 120  |
|                |      |              | Total Manganese (Mn)  | 2023/08/16    |       | 98       | %     | 80 - 120  |
|                |      |              | Total Molybdenum (Mo) | 2023/08/16    |       | 103      | %     | 80 - 120  |
|                |      |              | Total Nickel (Ni)     | 2023/08/16    |       | 99       | %     | 80 - 120  |
|                |      |              | Total Phosphorus (P)  | 2023/08/16    |       | 101      | %     | 80 - 120  |
|                |      |              | Total Potassium (K)   | 2023/08/16    |       | 101      | %     | 80 - 120  |
|                |      |              | Total Selenium (Se)   | 2023/08/16    |       | 96       | %     | 80 - 120  |
|                |      |              | Total Silver (Ag)     | 2023/08/16    |       | 96       | %     | 80 - 120  |
|                |      |              | Total Sodium (Na)     | 2023/08/16    |       | 99       | %     | 80 - 120  |
|                |      |              | Total Strontium (Sr)  | 2023/08/16    |       | 99       | %     | 80 - 120  |
|                |      |              | Total Thallium (Tl)   | 2023/08/16    |       | 100      | %     | 80 - 120  |
|                |      |              | Total Tin (Sn)        | 2023/08/16    |       | 100      | %     | 80 - 120  |
|                |      |              | Total Titanium (Ti)   | 2023/08/16    |       | 101      | %     | 80 - 120  |
|                |      |              | Total Uranium (U)     | 2023/08/16    |       | 102      | %     | 80 - 120  |
|                |      |              | Total Vanadium (V)    | 2023/08/16    |       | 99       | %     | 80 - 120  |
|                |      |              | Total Zinc (Zn)       | 2023/08/16    |       | 98       | %     | 80 - 120  |
| 8852511        | JHY  | Method Blank | Total Aluminum (Al)   | 2023/08/16    | <5.0  |          | ug/L  |           |



BUREAU  
VERITAS

Bureau Veritas Job #: C3M4055  
Report Date: 2023/08/18

Dillon Consulting Limited  
Client Project #: 223723  
Site Location: LAKE ENON  
Sampler Initials: JM

### QUALITY ASSURANCE REPORT(CONT'D)

| QA/QC<br>Batch | Init | QC Type         | Parameter             | Date Analyzed | Value  | Recovery | UNITS | QC Limits |
|----------------|------|-----------------|-----------------------|---------------|--------|----------|-------|-----------|
|                |      |                 | Total Antimony (Sb)   | 2023/08/16    | <1.0   |          | ug/L  |           |
|                |      |                 | Total Arsenic (As)    | 2023/08/16    | <1.0   |          | ug/L  |           |
|                |      |                 | Total Barium (Ba)     | 2023/08/16    | <1.0   |          | ug/L  |           |
|                |      |                 | Total Beryllium (Be)  | 2023/08/16    | <0.10  |          | ug/L  |           |
|                |      |                 | Total Bismuth (Bi)    | 2023/08/16    | <2.0   |          | ug/L  |           |
|                |      |                 | Total Boron (B)       | 2023/08/16    | <50    |          | ug/L  |           |
|                |      |                 | Total Cadmium (Cd)    | 2023/08/16    | <0.010 |          | ug/L  |           |
|                |      |                 | Total Calcium (Ca)    | 2023/08/16    | <100   |          | ug/L  |           |
|                |      |                 | Total Chromium (Cr)   | 2023/08/16    | <1.0   |          | ug/L  |           |
|                |      |                 | Total Cobalt (Co)     | 2023/08/16    | <0.40  |          | ug/L  |           |
|                |      |                 | Total Copper (Cu)     | 2023/08/16    | <0.50  |          | ug/L  |           |
|                |      |                 | Total Iron (Fe)       | 2023/08/16    | <50    |          | ug/L  |           |
|                |      |                 | Total Lead (Pb)       | 2023/08/16    | <0.50  |          | ug/L  |           |
|                |      |                 | Total Magnesium (Mg)  | 2023/08/16    | <100   |          | ug/L  |           |
|                |      |                 | Total Manganese (Mn)  | 2023/08/16    | <2.0   |          | ug/L  |           |
|                |      |                 | Total Molybdenum (Mo) | 2023/08/16    | <2.0   |          | ug/L  |           |
|                |      |                 | Total Nickel (Ni)     | 2023/08/16    | <2.0   |          | ug/L  |           |
|                |      |                 | Total Phosphorus (P)  | 2023/08/16    | <100   |          | ug/L  |           |
|                |      |                 | Total Potassium (K)   | 2023/08/16    | <100   |          | ug/L  |           |
|                |      |                 | Total Selenium (Se)   | 2023/08/16    | <0.50  |          | ug/L  |           |
|                |      |                 | Total Silver (Ag)     | 2023/08/16    | <0.10  |          | ug/L  |           |
|                |      |                 | Total Sodium (Na)     | 2023/08/16    | <100   |          | ug/L  |           |
|                |      |                 | Total Strontium (Sr)  | 2023/08/16    | <2.0   |          | ug/L  |           |
|                |      |                 | Total Thallium (Tl)   | 2023/08/16    | <0.10  |          | ug/L  |           |
|                |      |                 | Total Tin (Sn)        | 2023/08/16    | <2.0   |          | ug/L  |           |
|                |      |                 | Total Titanium (Ti)   | 2023/08/16    | <2.0   |          | ug/L  |           |
|                |      |                 | Total Uranium (U)     | 2023/08/16    | <0.10  |          | ug/L  |           |
|                |      |                 | Total Vanadium (V)    | 2023/08/16    | <2.0   |          | ug/L  |           |
|                |      |                 | Total Zinc (Zn)       | 2023/08/16    | <5.0   |          | ug/L  |           |
| 8852511        | JHY  | RPD [WMY245-01] | Total Aluminum (Al)   | 2023/08/17    | 3.0    |          | %     | 20        |
|                |      |                 | Total Antimony (Sb)   | 2023/08/17    | NC     |          | %     | 20        |
|                |      |                 | Total Arsenic (As)    | 2023/08/17    | NC     |          | %     | 20        |
|                |      |                 | Total Barium (Ba)     | 2023/08/17    | 1.7    |          | %     | 20        |
|                |      |                 | Total Beryllium (Be)  | 2023/08/17    | NC     |          | %     | 20        |
|                |      |                 | Total Bismuth (Bi)    | 2023/08/17    | NC     |          | %     | 20        |
|                |      |                 | Total Boron (B)       | 2023/08/17    | NC     |          | %     | 20        |
|                |      |                 | Total Cadmium (Cd)    | 2023/08/17    | 2.5    |          | %     | 20        |
|                |      |                 | Total Calcium (Ca)    | 2023/08/17    | 2.4    |          | %     | 20        |
|                |      |                 | Total Chromium (Cr)   | 2023/08/17    | NC     |          | %     | 20        |
|                |      |                 | Total Cobalt (Co)     | 2023/08/17    | NC     |          | %     | 20        |
|                |      |                 | Total Copper (Cu)     | 2023/08/17    | NC     |          | %     | 20        |
|                |      |                 | Total Iron (Fe)       | 2023/08/17    | NC     |          | %     | 20        |
|                |      |                 | Total Lead (Pb)       | 2023/08/17    | 12     |          | %     | 20        |
|                |      |                 | Total Magnesium (Mg)  | 2023/08/17    | 3.9    |          | %     | 20        |
|                |      |                 | Total Manganese (Mn)  | 2023/08/17    | 1.7    |          | %     | 20        |
|                |      |                 | Total Molybdenum (Mo) | 2023/08/17    | NC     |          | %     | 20        |
|                |      |                 | Total Nickel (Ni)     | 2023/08/17    | NC     |          | %     | 20        |
|                |      |                 | Total Phosphorus (P)  | 2023/08/17    | NC     |          | %     | 20        |
|                |      |                 | Total Potassium (K)   | 2023/08/17    | 1.2    |          | %     | 20        |
|                |      |                 | Total Selenium (Se)   | 2023/08/17    | NC     |          | %     | 20        |
|                |      |                 | Total Silver (Ag)     | 2023/08/17    | NC     |          | %     | 20        |
|                |      |                 | Total Sodium (Na)     | 2023/08/17    | 0.34   |          | %     | 20        |
|                |      |                 | Total Strontium (Sr)  | 2023/08/17    | 1.5    |          | %     | 20        |



**QUALITY ASSURANCE REPORT(CONT'D)**

| QA/QC<br>Batch | Init | QC Type | Parameter           | Date Analyzed | Value | Recovery | UNITS | QC Limits |
|----------------|------|---------|---------------------|---------------|-------|----------|-------|-----------|
|                |      |         | Total Thallium (Tl) | 2023/08/17    | NC    |          | %     | 20        |
|                |      |         | Total Tin (Sn)      | 2023/08/17    | NC    |          | %     | 20        |
|                |      |         | Total Titanium (Ti) | 2023/08/17    | NC    |          | %     | 20        |
|                |      |         | Total Uranium (U)   | 2023/08/17    | 5.4   |          | %     | 20        |
|                |      |         | Total Vanadium (V)  | 2023/08/17    | NC    |          | %     | 20        |
|                |      |         | Total Zinc (Zn)     | 2023/08/17    | 9.6   |          | %     | 20        |

Duplicate: Paired analysis of a separate portion of the same sample. Used to evaluate the variance in the measurement.

Matrix Spike: A sample to which a known amount of the analyte of interest has been added. Used to evaluate sample matrix interference.

Spiked Blank: A blank matrix sample to which a known amount of the analyte, usually from a second source, has been added. Used to evaluate method accuracy.

Method Blank: A blank matrix containing all reagents used in the analytical procedure. Used to identify laboratory contamination.

NC (Matrix Spike): The recovery in the matrix spike was not calculated. The relative difference between the concentration in the parent sample and the spike amount was too small to permit a reliable recovery calculation (matrix spike concentration was less than the native sample concentration)

NC (Duplicate RPD): The duplicate RPD was not calculated. The concentration in the sample and/or duplicate was too low to permit a reliable RPD calculation (absolute difference <= 2x RDL).



BUREAU  
VERITAS

Bureau Veritas Job #: C3M4055  
Report Date: 2023/08/18

Dillon Consulting Limited  
Client Project #: 223723  
Site Location: LAKE ENON  
Sampler Initials: JM

## VALIDATION SIGNATURE PAGE

The analytical data and all QC contained in this report were reviewed and validated by:



Bureau Veritas Proprietary Software  
Logiciel Propriétaire de Bureau Veritas

---

Automated Statchk

---

Bureau Veritas has procedures in place to guard against improper use of the electronic signature and have the required "signatories", as per ISO/IEC 17025, signing the reports. For Service Group specific validation, please refer to the Validation Signatures page if included, otherwise available by request. For Department specific Analyst/Supervisor validation names, please refer to the Test Summary section if included, otherwise available by request. This report is authorized by {0}, {1} responsible for {2} {3} laboratory operations.



Your Project #: 223723  
 Site Location: LAKE ENON

**Attention: Nadine Wambolt**

Dillon Consulting Limited  
 275 Charlotte St  
 Sydney, NS  
 CANADA B1P 1C6

**Report Date: 2023/09/07**  
 Report #: R7800738  
 Version: 2 - Revision

**CERTIFICATE OF ANALYSIS – REVISED REPORT**

**BUREAU VERITAS JOB #: C3M4055**

**Received: 2023/07/26, 16:55**

Sample Matrix: Soil  
 # Samples Received: 4

| Analyses                           | Quantity | Date       | Date       | Laboratory Method | Analytical Method |
|------------------------------------|----------|------------|------------|-------------------|-------------------|
|                                    |          | Extracted  | Analyzed   |                   |                   |
| Metals Solids Acid Extr. ICPMS (1) | 1        | 2023/08/11 | 2023/08/11 | ATL SOP 00058     | EPA 6020B R2 m    |
| Metals Solids Acid Extr. ICPMS (1) | 1        | 2023/08/11 | 2023/08/14 | ATL SOP 00058     | EPA 6020B R2 m    |
| Metals Solids Acid Extr. ICPMS (1) | 1        | 2023/08/31 | 2023/09/01 | ATL SOP 00058     | EPA 6020B R2 m    |
| Metals Solids Acid Extr. ICPMS (1) | 1        | 2023/08/31 | 2023/09/05 | ATL SOP 00058     | EPA 6020B R2 m    |

Sample Matrix: Water  
 # Samples Received: 4

| Analyses                  | Quantity | Date       | Date       | Laboratory Method | Analytical Method |
|---------------------------|----------|------------|------------|-------------------|-------------------|
|                           |          | Extracted  | Analyzed   |                   |                   |
| Metals Water Total MS (1) | 2        | 2023/08/15 | 2023/08/17 | ATL SOP 00058     | EPA 6020B R2 m    |
| Metals Water Total MS (1) | 1        | 2023/08/30 | 2023/09/07 | ATL SOP 00058     | EPA 6020B R2 m    |
| Metals Water Total MS (1) | 1        | 2023/08/31 | 2023/09/06 | ATL SOP 00058     | EPA 6020B R2 m    |

**Remarks:**

Bureau Veritas is accredited to ISO/IEC 17025 for specific parameters on scopes of accreditation. Unless otherwise noted, procedures used by Bureau Veritas are based upon recognized Provincial, Federal or US method compendia such as CCME, MELCCFP, EPA, APHA.

All work recorded herein has been done in accordance with procedures and practices ordinarily exercised by professionals in Bureau Veritas' profession using accepted testing methodologies, quality assurance and quality control procedures (except where otherwise agreed by the client and Bureau Veritas in writing). All data is in statistical control and has met quality control and method performance criteria unless otherwise noted. All method blanks are reported; unless indicated otherwise, associated sample data are not blank corrected. Where applicable, unless otherwise noted, Measurement Uncertainty has not been accounted for when stating conformity to the referenced standard.

Bureau Veritas liability is limited to the actual cost of the requested analyses, unless otherwise agreed in writing. There is no other warranty expressed or implied. Bureau Veritas has been retained to provide analysis of samples provided by the Client using the testing methodology referenced in this report. Interpretation and use of test results are the sole responsibility of the Client and are not within the scope of services provided by Bureau Veritas, unless otherwise agreed in writing. Bureau Veritas is not responsible for the accuracy or any data impacts, that result from the information provided by the customer or their agent.

Solid sample results, except biota, are based on dry weight unless otherwise indicated. Organic analyses are not recovery corrected except for isotope dilution methods.

Results relate to samples tested. When sampling is not conducted by Bureau Veritas, results relate to the supplied samples tested.

This Certificate shall not be reproduced except in full, without the written approval of the laboratory.

Reference Method suffix "m" indicates test methods incorporate validated modifications from specific reference methods to improve performance.

\* RPDs calculated using raw data. The rounding of final results may result in the apparent difference.



Your Project #: 223723  
Site Location: LAKE ENON

**Attention: Nadine Wambolt**

Dillon Consulting Limited  
275 Charlotte St  
Sydney, NS  
CANADA B1P 1C6

**Report Date: 2023/09/07**  
Report #: R7800738  
Version: 2 - Revision

**CERTIFICATE OF ANALYSIS – REVISED REPORT**

**BUREAU VERITAS JOB #: C3M4055**

**Received: 2023/07/26, 16:55**

(1) This test was performed by Bureau Veritas Bedford, 200 Bluewater Rd Suite 105, Bedford, NS, B4B 1G9

Encryption Key

Natalie MacAskill  
Key Account Specialist  
08 Sep 2023 10:31:37

Please direct all questions regarding this Certificate of Analysis to:

Natalie MacAskill, Key Account Specialist  
Email: Natalie.MacAskill@bureauveritas.com  
Phone# (902)567-1255 Ext:17

=====

Bureau Veritas has procedures in place to guard against improper use of the electronic signature and have the required "signatories", as per ISO/IEC 17025, signing the reports. For Service Group specific validation, please refer to the Validation Signatures page if included, otherwise available by request. For Department specific Analyst/Supervisor validation names, please refer to the Test Summary section if included, otherwise available by request. This report is authorized by Kathy (Keeping) Martin, Laboratory Manager responsible for Nova Scotia Environmental laboratory operations.



BUREAU  
VERITAS

Bureau Veritas Job #: C3M4055  
Report Date: 2023/09/07

Dillon Consulting Limited  
Client Project #: 223723  
Site Location: LAKE ENON  
Sampler Initials: JM

### ELEMENTS BY ATOMIC SPECTROSCOPY (SOIL)

| Bureau Veritas ID  |       | WMY249              |      | WMY250              |      |          | WMY251              |      | WMY252              |      |          |
|--|-------|---------------------|------|---------------------|------|----------|---------------------|------|---------------------|------|----------|
| Sampling Date  |       | 2023/07/26<br>14:50 |      | 2023/07/26<br>14:35 |      |          | 2023/07/26<br>14:25 |      | 2023/07/26<br>14:00 |      |          |
|  | UNITS | WETLAND #1-A        | RDL  | WETLAND #1-B        | RDL  | QC Batch | WETLAND #2          | RDL  | WETLAND #3          | RDL  | QC Batch |
| <b>Metals</b>  |       |                     |      |                     |      |          |                     |      |                     |      |          |
| Acid Extractable Aluminum (Al)                                       | mg/kg | 13000               | 10   | 9300                | 10   | 8846223  | 12000               | 10   | 6200                | 10   | 8888773  |
| Acid Extractable Antimony (Sb)                                       | mg/kg | <2.0                | 2.0  | <2.0                | 2.0  | 8846223  | <2.0                | 2.0  | <2.0                | 2.0  | 8888773  |
| Acid Extractable Arsenic (As)  | mg/kg | 7.8                 | 2.0  | 4.6                 | 2.0  | 8846223  | 5.8                 | 2.0  | 12                  | 2.0  | 8888773  |
| Acid Extractable Barium (Ba)   | mg/kg | 74                  | 5.0  | 630                 | 5.0  | 8846223  | 360                 | 5.0  | 900                 | 5.0  | 8888773  |
| Acid Extractable Beryllium (Be)                                      | mg/kg | <1.0                | 1.0  | <1.0                | 1.0  | 8846223  | <1.0                | 1.0  | <1.0                | 1.0  | 8888773  |
| Acid Extractable Bismuth (Bi)  | mg/kg | <2.0                | 2.0  | <2.0                | 2.0  | 8846223  | <2.0                | 2.0  | <2.0                | 2.0  | 8888773  |
| Acid Extractable Boron (B)   | mg/kg | <50                 | 50   | <50                 | 50   | 8846223  | <50                 | 50   | <50                 | 50   | 8888773  |
| Acid Extractable Cadmium (Cd)  | mg/kg | 0.58                | 0.30 | 3.8                 | 0.30 | 8846223  | 1.8                 | 0.30 | 1.8                 | 0.30 | 8888773  |
| Acid Extractable Chromium (Cr)                                       | mg/kg | 17                  | 2.0  | 12                  | 2.0  | 8846223  | 16                  | 2.0  | 17                  | 2.0  | 8888773  |
| Acid Extractable Cobalt (Co)   | mg/kg | 6.6                 | 1.0  | 8.5                 | 1.0  | 8846223  | 9.4                 | 1.0  | 8.4                 | 1.0  | 8888773  |
| Acid Extractable Copper (Cu)   | mg/kg | 11                  | 2.0  | 34                  | 2.0  | 8846223  | 17                  | 2.0  | 7.3                 | 2.0  | 8888773  |
| Acid Extractable Iron (Fe)   | mg/kg | 23000               | 50   | 17000               | 50   | 8846223  | 21000               | 50   | 12000               | 50   | 8888773  |
| Acid Extractable Lead (Pb)   | mg/kg | 100                 | 0.50 | 280                 | 0.50 | 8846223  | 120                 | 0.50 | 10000               | 5.0  | 8888773  |
| Acid Extractable Lithium (Li)  | mg/kg | 23                  | 2.0  | 19                  | 2.0  | 8846223  | 22                  | 2.0  | 13                  | 2.0  | 8888773  |
| Acid Extractable Manganese (Mn)                                      | mg/kg | 1700                | 2.0  | 3200                | 2.0  | 8846223  | 1900                | 2.0  | 2600                | 2.0  | 8888773  |
| Acid Extractable Mercury (Hg)  | mg/kg | <0.10               | 0.10 | <0.10               | 0.10 | 8846223  | 0.11                | 0.10 | <0.10               | 0.10 | 8888773  |
| Acid Extractable Molybdenum (Mo)                                     | mg/kg | 2.1                 | 2.0  | <2.0                | 2.0  | 8846223  | <2.0                | 2.0  | <2.0                | 2.0  | 8888773  |
| Acid Extractable Nickel (Ni)   | mg/kg | 13                  | 2.0  | 17                  | 2.0  | 8846223  | 18                  | 2.0  | 30                  | 2.0  | 8888773  |
| Acid Extractable Rubidium (Rb)                                       | mg/kg | 8.7                 | 2.0  | 8.5                 | 2.0  | 8846223  | 10                  | 2.0  | 6.3                 | 2.0  | 8888773  |
| Acid Extractable Selenium (Se)                                       | mg/kg | 0.88                | 0.50 | 0.95                | 0.50 | 8846223  | <0.50               | 0.50 | <0.50               | 0.50 | 8888773  |
| Acid Extractable Silver (Ag)   | mg/kg | <0.50               | 0.50 | 1.2                 | 0.50 | 8846223  | <0.50               | 0.50 | 1.4                 | 0.50 | 8888773  |
| Acid Extractable Strontium (Sr)                                      | mg/kg | 420                 | 5.0  | 5400                | 50   | 8846223  | 140                 | 5.0  | 260                 | 5.0  | 8888773  |
| Acid Extractable Thallium (Tl)                                       | mg/kg | 0.23                | 0.10 | 0.32                | 0.10 | 8846223  | 0.24                | 0.10 | 0.44                | 0.10 | 8888773  |
| Acid Extractable Tin (Sn)  | mg/kg | <1.0                | 1.0  | <1.0                | 1.0  | 8846223  | <1.0                | 1.0  | <1.0                | 1.0  | 8888773  |
| Acid Extractable Uranium (U)   | mg/kg | 1.5                 | 0.10 | 3.1                 | 0.10 | 8846223  | 0.88                | 0.10 | 0.64                | 0.10 | 8888773  |
| Acid Extractable Vanadium (V)  | mg/kg | 30                  | 2.0  | 20                  | 2.0  | 8846223  | 26                  | 2.0  | 11                  | 2.0  | 8888773  |
| Acid Extractable Zinc (Zn)   | mg/kg | 230                 | 5.0  | 770                 | 5.0  | 8846223  | 290                 | 5.0  | 300                 | 5.0  | 8888773  |
| RDL = Reportable Detection Limit<br>QC Batch = Quality Control Batch |       |                     |      |                     |      |          |                     |      |                     |      |          |



BUREAU  
VERITAS

Bureau Veritas Job #: C3M4055  
Report Date: 2023/09/07

Dillon Consulting Limited  
Client Project #: 223723  
Site Location: LAKE ENON  
Sampler Initials: JM

### ELEMENTS BY ICP/MS (WATER)

| Bureau Veritas ID                |       | WMY245              |          | WMY246              |          | WMY247              |          | WMY248              |       |          |
|----------------------------------|-------|---------------------|----------|---------------------|----------|---------------------|----------|---------------------|-------|----------|
| Sampling Date                    |       | 2023/07/26<br>14:50 |          | 2023/07/26<br>14:35 |          | 2023/07/26<br>14:25 |          | 2023/07/26<br>14:00 |       |          |
|                                  | UNITS | WETLAND #1-A        | QC Batch | WETLAND #1-B        | QC Batch | WETLAND #2          | QC Batch | WETLAND #3          | RDL   | QC Batch |
| <b>Metals</b>                    |       |                     |          |                     |          |                     |          |                     |       |          |
| Total Aluminum (Al)              | ug/L  | 8.2                 | 8852511  | 130                 | 8852505  | 27                  | 8886686  | 20                  | 5.0   | 8888861  |
| Total Antimony (Sb)              | ug/L  | <1.0                | 8852511  | <1.0                | 8852505  | <1.0                | 8886686  | <1.0                | 1.0   | 8888861  |
| Total Arsenic (As)               | ug/L  | <1.0                | 8852511  | <1.0                | 8852505  | <1.0                | 8886686  | <1.0                | 1.0   | 8888861  |
| Total Barium (Ba)                | ug/L  | 81                  | 8852511  | 260                 | 8852505  | 890                 | 8886686  | 400                 | 1.0   | 8888861  |
| Total Beryllium (Be)             | ug/L  | <0.10               | 8852511  | <0.10               | 8852505  | <0.10               | 8886686  | <0.10               | 0.10  | 8888861  |
| Total Bismuth (Bi)               | ug/L  | <2.0                | 8852511  | <2.0                | 8852505  | <2.0                | 8886686  | <2.0                | 2.0   | 8888861  |
| Total Boron (B)                  | ug/L  | <50                 | 8852511  | <50                 | 8852505  | <50                 | 8886686  | <50                 | 50    | 8888861  |
| Total Cadmium (Cd)               | ug/L  | 0.037               | 8852511  | 0.12                | 8852505  | 0.052               | 8886686  | 0.020               | 0.010 | 8888861  |
| Total Calcium (Ca)               | ug/L  | 77000               | 8852511  | 39000               | 8852505  | 98000               | 8886686  | 41000               | 100   | 8888861  |
| Total Chromium (Cr)              | ug/L  | <1.0                | 8852511  | <1.0                | 8852505  | <1.0                | 8886686  | <1.0                | 1.0   | 8888861  |
| Total Cobalt (Co)                | ug/L  | <0.40               | 8852511  | <0.40               | 8852505  | 0.97                | 8886686  | 0.45                | 0.40  | 8888861  |
| Total Copper (Cu)                | ug/L  | <0.50               | 8852511  | 0.99                | 8852505  | 0.69                | 8886686  | 0.76                | 0.50  | 8888861  |
| Total Iron (Fe)                  | ug/L  | <50                 | 8852511  | 340                 | 8852505  | 1300                | 8886686  | 5500                | 50    | 8888861  |
| Total Lead (Pb)                  | ug/L  | 0.56                | 8852511  | 4.8                 | 8852505  | 33                  | 8886686  | 2.7                 | 0.50  | 8888861  |
| Total Magnesium (Mg)             | ug/L  | 7200                | 8852511  | 5200                | 8852505  | 10000               | 8886686  | 6300                | 100   | 8888861  |
| Total Manganese (Mn)             | ug/L  | 23                  | 8852511  | 430                 | 8852505  | 7600                | 8886686  | 870                 | 2.0   | 8888861  |
| Total Molybdenum (Mo)            | ug/L  | <2.0                | 8852511  | 2.1                 | 8852505  | 2.6                 | 8886686  | <2.0                | 2.0   | 8888861  |
| Total Nickel (Ni)                | ug/L  | <2.0                | 8852511  | <2.0                | 8852505  | <2.0                | 8886686  | <2.0                | 2.0   | 8888861  |
| Total Phosphorus (P)             | ug/L  | <100                | 8852511  | <100                | 8852505  | <100                | 8886686  | 130                 | 100   | 8888861  |
| Total Potassium (K)              | ug/L  | 920                 | 8852511  | 1400                | 8852505  | 1200                | 8886686  | 900                 | 100   | 8888861  |
| Total Selenium (Se)              | ug/L  | <0.50               | 8852511  | 1.1                 | 8852505  | <0.50               | 8886686  | <0.50               | 0.50  | 8888861  |
| Total Silver (Ag)                | ug/L  | <0.10               | 8852511  | <0.10               | 8852505  | <0.10               | 8886686  | <0.10               | 0.10  | 8888861  |
| Total Sodium (Na)                | ug/L  | 5700                | 8852511  | 2800                | 8852505  | 5800                | 8886686  | 3300                | 100   | 8888861  |
| Total Strontium (Sr)             | ug/L  | 19000               | 8852511  | 20000               | 8852505  | 15000               | 8886686  | 6100                | 20    | 8888861  |
| Total Thallium (Tl)              | ug/L  | <0.10               | 8852511  | <0.10               | 8852505  | <0.10               | 8886686  | <0.10               | 0.10  | 8888861  |
| Total Tin (Sn)                   | ug/L  | <2.0                | 8852511  | <2.0                | 8852505  | <2.0                | 8886686  | <2.0                | 2.0   | 8888861  |
| Total Titanium (Ti)              | ug/L  | <2.0                | 8852511  | 3.4                 | 8852505  | <2.0                | 8886686  | <2.0                | 2.0   | 8888861  |
| Total Uranium (U)                | ug/L  | 1.1                 | 8852511  | 0.87                | 8852505  | 1.4                 | 8886686  | <0.10               | 0.10  | 8888861  |
| Total Vanadium (V)               | ug/L  | <2.0                | 8852511  | <2.0                | 8852505  | <2.0                | 8886686  | <2.0                | 2.0   | 8888861  |
| Total Zinc (Zn)                  | ug/L  | 11                  | 8852511  | 52                  | 8852505  | 7.8                 | 8886686  | 13                  | 5.0   | 8888861  |
| RDL = Reportable Detection Limit |       |                     |          |                     |          |                     |          |                     |       |          |
| QC Batch = Quality Control Batch |       |                     |          |                     |          |                     |          |                     |       |          |



**BUREAU  
VERITAS**

Bureau Veritas Job #: C3M4055  
Report Date: 2023/09/07

Dillon Consulting Limited  
Client Project #: 223723  
Site Location: LAKE ENON  
Sampler Initials: JM

### GENERAL COMMENTS

Revised report- metals analysis added on both the surface water and sediment samples on this submission noted as Wetland #2 and Wetland #3, As per email from Nadine. PK2 2023-08-22

**Results relate only to the items tested.**



BUREAU  
VERITAS

Bureau Veritas Job #: C3M4055  
Report Date: 2023/09/07

Dillon Consulting Limited  
Client Project #: 223723  
Site Location: LAKE ENON  
Sampler Initials: JM

### QUALITY ASSURANCE REPORT

| QA/QC                      |            | QC Type      | Parameter                        | Date Analyzed | Value    | Recovery | UNITS | QC Limits |
|----------------------------|------------|--------------|----------------------------------|---------------|----------|----------|-------|-----------|
| Batch                      | Init       |              |                                  |               |          |          |       |           |
| 8846223                    | JHY        | Matrix Spike | Acid Extractable Antimony (Sb)   | 2023/08/11    |          | 96       | %     | 75 - 125  |
|                            |            |              | Acid Extractable Arsenic (As)    | 2023/08/11    |          | 102      | %     | 75 - 125  |
|                            |            |              | Acid Extractable Barium (Ba)     | 2023/08/11    |          | 97       | %     | 75 - 125  |
|                            |            |              | Acid Extractable Beryllium (Be)  | 2023/08/11    |          | 103      | %     | 75 - 125  |
|                            |            |              | Acid Extractable Bismuth (Bi)    | 2023/08/11    |          | 103      | %     | 75 - 125  |
|                            |            |              | Acid Extractable Boron (B)       | 2023/08/11    |          | 98       | %     | 75 - 125  |
|                            |            |              | Acid Extractable Cadmium (Cd)    | 2023/08/11    |          | 100      | %     | 75 - 125  |
|                            |            |              | Acid Extractable Chromium (Cr)   | 2023/08/11    |          | 102      | %     | 75 - 125  |
|                            |            |              | Acid Extractable Cobalt (Co)     | 2023/08/11    |          | 101      | %     | 75 - 125  |
|                            |            |              | Acid Extractable Copper (Cu)     | 2023/08/11    |          | 103      | %     | 75 - 125  |
|                            |            |              | Acid Extractable Lead (Pb)       | 2023/08/11    |          | 102      | %     | 75 - 125  |
|                            |            |              | Acid Extractable Lithium (Li)    | 2023/08/11    |          | 104      | %     | 75 - 125  |
|                            |            |              | Acid Extractable Manganese (Mn)  | 2023/08/11    |          | NC       | %     | 75 - 125  |
|                            |            |              | Acid Extractable Mercury (Hg)    | 2023/08/11    |          | 91       | %     | 75 - 125  |
|                            |            |              | Acid Extractable Molybdenum (Mo) | 2023/08/11    |          | 102      | %     | 75 - 125  |
|                            |            |              | Acid Extractable Nickel (Ni)     | 2023/08/11    |          | 106      | %     | 75 - 125  |
|                            |            |              | Acid Extractable Rubidium (Rb)   | 2023/08/11    |          | 97       | %     | 75 - 125  |
|                            |            |              | Acid Extractable Selenium (Se)   | 2023/08/11    |          | 103      | %     | 75 - 125  |
|                            |            |              | Acid Extractable Silver (Ag)     | 2023/08/11    |          | 100      | %     | 75 - 125  |
|                            |            |              | Acid Extractable Strontium (Sr)  | 2023/08/11    |          | 103      | %     | 75 - 125  |
|                            |            |              | Acid Extractable Thallium (Tl)   | 2023/08/11    |          | 103      | %     | 75 - 125  |
|                            |            |              | Acid Extractable Tin (Sn)        | 2023/08/11    |          | 102      | %     | 75 - 125  |
|                            |            |              | Acid Extractable Uranium (U)     | 2023/08/11    |          | 106      | %     | 75 - 125  |
|                            |            |              | Acid Extractable Vanadium (V)    | 2023/08/11    |          | 104      | %     | 75 - 125  |
| Acid Extractable Zinc (Zn) | 2023/08/11 |              | NC                               | %             | 75 - 125 |          |       |           |
| 8846223                    | JHY        | Spiked Blank | Acid Extractable Antimony (Sb)   | 2023/08/11    |          | 100      | %     | 75 - 125  |
|                            |            |              | Acid Extractable Arsenic (As)    | 2023/08/11    |          | 99       | %     | 75 - 125  |
|                            |            |              | Acid Extractable Barium (Ba)     | 2023/08/11    |          | 95       | %     | 75 - 125  |
|                            |            |              | Acid Extractable Beryllium (Be)  | 2023/08/11    |          | 101      | %     | 75 - 125  |
|                            |            |              | Acid Extractable Bismuth (Bi)    | 2023/08/11    |          | 98       | %     | 75 - 125  |
|                            |            |              | Acid Extractable Boron (B)       | 2023/08/11    |          | 104      | %     | 75 - 125  |
|                            |            |              | Acid Extractable Cadmium (Cd)    | 2023/08/11    |          | 98       | %     | 75 - 125  |
|                            |            |              | Acid Extractable Chromium (Cr)   | 2023/08/11    |          | 98       | %     | 75 - 125  |
|                            |            |              | Acid Extractable Cobalt (Co)     | 2023/08/11    |          | 98       | %     | 75 - 125  |
|                            |            |              | Acid Extractable Copper (Cu)     | 2023/08/11    |          | 98       | %     | 75 - 125  |
|                            |            |              | Acid Extractable Lead (Pb)       | 2023/08/11    |          | 96       | %     | 75 - 125  |
|                            |            |              | Acid Extractable Lithium (Li)    | 2023/08/11    |          | 102      | %     | 75 - 125  |
|                            |            |              | Acid Extractable Manganese (Mn)  | 2023/08/11    |          | 100      | %     | 75 - 125  |
|                            |            |              | Acid Extractable Mercury (Hg)    | 2023/08/11    |          | 92       | %     | 75 - 125  |
|                            |            |              | Acid Extractable Molybdenum (Mo) | 2023/08/11    |          | 104      | %     | 75 - 125  |
|                            |            |              | Acid Extractable Nickel (Ni)     | 2023/08/11    |          | 100      | %     | 75 - 125  |
|                            |            |              | Acid Extractable Rubidium (Rb)   | 2023/08/11    |          | 96       | %     | 75 - 125  |
|                            |            |              | Acid Extractable Selenium (Se)   | 2023/08/11    |          | 103      | %     | 75 - 125  |
|                            |            |              | Acid Extractable Silver (Ag)     | 2023/08/11    |          | 98       | %     | 75 - 125  |
|                            |            |              | Acid Extractable Strontium (Sr)  | 2023/08/11    |          | 96       | %     | 75 - 125  |
|                            |            |              | Acid Extractable Thallium (Tl)   | 2023/08/11    |          | 97       | %     | 75 - 125  |
|                            |            |              | Acid Extractable Tin (Sn)        | 2023/08/11    |          | 100      | %     | 75 - 125  |
|                            |            |              | Acid Extractable Uranium (U)     | 2023/08/11    |          | 102      | %     | 75 - 125  |
|                            |            |              | Acid Extractable Vanadium (V)    | 2023/08/11    |          | 99       | %     | 75 - 125  |
| Acid Extractable Zinc (Zn) | 2023/08/11 |              | 101                              | %             | 75 - 125 |          |       |           |
| 8846223                    | JHY        | Method Blank | Acid Extractable Aluminum (Al)   | 2023/08/11    | <10      |          | mg/kg |           |
|                            |            |              | Acid Extractable Antimony (Sb)   | 2023/08/11    | <2.0     |          | mg/kg |           |
|                            |            |              | Acid Extractable Arsenic (As)    | 2023/08/11    | <2.0     |          | mg/kg |           |



BUREAU  
VERITAS

Bureau Veritas Job #: C3M4055  
Report Date: 2023/09/07

Dillon Consulting Limited  
Client Project #: 223723  
Site Location: LAKE ENON  
Sampler Initials: JM

### QUALITY ASSURANCE REPORT(CONT'D)

| QA/QC<br>Batch | Init | QC Type      | Parameter                        | Date Analyzed | Value | Recovery | UNITS | QC Limits |
|----------------|------|--------------|----------------------------------|---------------|-------|----------|-------|-----------|
|                |      |              | Acid Extractable Barium (Ba)     | 2023/08/11    | <5.0  |          | mg/kg |           |
|                |      |              | Acid Extractable Beryllium (Be)  | 2023/08/11    | <1.0  |          | mg/kg |           |
|                |      |              | Acid Extractable Bismuth (Bi)    | 2023/08/11    | <2.0  |          | mg/kg |           |
|                |      |              | Acid Extractable Boron (B)       | 2023/08/11    | <50   |          | mg/kg |           |
|                |      |              | Acid Extractable Cadmium (Cd)    | 2023/08/11    | <0.30 |          | mg/kg |           |
|                |      |              | Acid Extractable Chromium (Cr)   | 2023/08/11    | <2.0  |          | mg/kg |           |
|                |      |              | Acid Extractable Cobalt (Co)     | 2023/08/11    | <1.0  |          | mg/kg |           |
|                |      |              | Acid Extractable Copper (Cu)     | 2023/08/11    | <2.0  |          | mg/kg |           |
|                |      |              | Acid Extractable Iron (Fe)       | 2023/08/11    | <50   |          | mg/kg |           |
|                |      |              | Acid Extractable Lead (Pb)       | 2023/08/11    | <0.50 |          | mg/kg |           |
|                |      |              | Acid Extractable Lithium (Li)    | 2023/08/11    | <2.0  |          | mg/kg |           |
|                |      |              | Acid Extractable Manganese (Mn)  | 2023/08/11    | <2.0  |          | mg/kg |           |
|                |      |              | Acid Extractable Mercury (Hg)    | 2023/08/11    | <0.10 |          | mg/kg |           |
|                |      |              | Acid Extractable Molybdenum (Mo) | 2023/08/11    | <2.0  |          | mg/kg |           |
|                |      |              | Acid Extractable Nickel (Ni)     | 2023/08/11    | <2.0  |          | mg/kg |           |
|                |      |              | Acid Extractable Rubidium (Rb)   | 2023/08/11    | <2.0  |          | mg/kg |           |
|                |      |              | Acid Extractable Selenium (Se)   | 2023/08/11    | <0.50 |          | mg/kg |           |
|                |      |              | Acid Extractable Silver (Ag)     | 2023/08/11    | <0.50 |          | mg/kg |           |
|                |      |              | Acid Extractable Strontium (Sr)  | 2023/08/11    | <5.0  |          | mg/kg |           |
|                |      |              | Acid Extractable Thallium (Tl)   | 2023/08/11    | <0.10 |          | mg/kg |           |
|                |      |              | Acid Extractable Tin (Sn)        | 2023/08/11    | <1.0  |          | mg/kg |           |
|                |      |              | Acid Extractable Uranium (U)     | 2023/08/11    | <0.10 |          | mg/kg |           |
|                |      |              | Acid Extractable Vanadium (V)    | 2023/08/11    | <2.0  |          | mg/kg |           |
|                |      |              | Acid Extractable Zinc (Zn)       | 2023/08/11    | <5.0  |          | mg/kg |           |
| 8846223        | JHY  | RPD          | Acid Extractable Arsenic (As)    | 2023/08/11    | 9.1   |          | %     | 35        |
|                |      |              | Acid Extractable Barium (Ba)     | 2023/08/11    | 2.6   |          | %     | 35        |
|                |      |              | Acid Extractable Chromium (Cr)   | 2023/08/11    | 4.2   |          | %     | 35        |
|                |      |              | Acid Extractable Cobalt (Co)     | 2023/08/11    | 1.0   |          | %     | 35        |
|                |      |              | Acid Extractable Lead (Pb)       | 2023/08/11    | 3.1   |          | %     | 35        |
|                |      |              | Acid Extractable Tin (Sn)        | 2023/08/11    | NC    |          | %     | 35        |
|                |      |              | Acid Extractable Zinc (Zn)       | 2023/08/11    | 1.6   |          | %     | 35        |
| 8852505        | JHY  | Matrix Spike | Total Aluminum (Al)              | 2023/08/17    |       | 94       | %     | 80 - 120  |
|                |      |              | Total Antimony (Sb)              | 2023/08/17    |       | 103      | %     | 80 - 120  |
|                |      |              | Total Arsenic (As)               | 2023/08/17    |       | 92       | %     | 80 - 120  |
|                |      |              | Total Barium (Ba)                | 2023/08/17    |       | 92       | %     | 80 - 120  |
|                |      |              | Total Beryllium (Be)             | 2023/08/17    |       | 97       | %     | 80 - 120  |
|                |      |              | Total Bismuth (Bi)               | 2023/08/17    |       | 95       | %     | 80 - 120  |
|                |      |              | Total Boron (B)                  | 2023/08/17    |       | 98       | %     | 80 - 120  |
|                |      |              | Total Cadmium (Cd)               | 2023/08/17    |       | 97       | %     | 80 - 120  |
|                |      |              | Total Calcium (Ca)               | 2023/08/17    |       | 93       | %     | 80 - 120  |
|                |      |              | Total Chromium (Cr)              | 2023/08/17    |       | 91       | %     | 80 - 120  |
|                |      |              | Total Cobalt (Co)                | 2023/08/17    |       | 92       | %     | 80 - 120  |
|                |      |              | Total Copper (Cu)                | 2023/08/17    |       | 94       | %     | 80 - 120  |
|                |      |              | Total Iron (Fe)                  | 2023/08/17    |       | 93       | %     | 80 - 120  |
|                |      |              | Total Lead (Pb)                  | 2023/08/17    |       | 94       | %     | 80 - 120  |
|                |      |              | Total Magnesium (Mg)             | 2023/08/17    |       | 96       | %     | 80 - 120  |
|                |      |              | Total Manganese (Mn)             | 2023/08/17    |       | 93       | %     | 80 - 120  |
|                |      |              | Total Molybdenum (Mo)            | 2023/08/17    |       | 102      | %     | 80 - 120  |
|                |      |              | Total Nickel (Ni)                | 2023/08/17    |       | 94       | %     | 80 - 120  |
|                |      |              | Total Phosphorus (P)             | 2023/08/17    |       | 99       | %     | 80 - 120  |
|                |      |              | Total Potassium (K)              | 2023/08/17    |       | 98       | %     | 80 - 120  |
|                |      |              | Total Selenium (Se)              | 2023/08/17    |       | 95       | %     | 80 - 120  |
|                |      |              | Total Silver (Ag)                | 2023/08/17    |       | 95       | %     | 80 - 120  |



BUREAU  
VERITAS

Bureau Veritas Job #: C3M4055  
Report Date: 2023/09/07

Dillon Consulting Limited  
Client Project #: 223723  
Site Location: LAKE ENON  
Sampler Initials: JM

### QUALITY ASSURANCE REPORT(CONT'D)

| QA/QC<br>Batch | Init | QC Type      | Parameter             | Date Analyzed | Value  | Recovery | UNITS | QC Limits |
|----------------|------|--------------|-----------------------|---------------|--------|----------|-------|-----------|
|                |      |              | Total Sodium (Na)     | 2023/08/17    |        | 92       | %     | 80 - 120  |
|                |      |              | Total Strontium (Sr)  | 2023/08/17    |        | 93       | %     | 80 - 120  |
|                |      |              | Total Thallium (Tl)   | 2023/08/17    |        | 97       | %     | 80 - 120  |
|                |      |              | Total Tin (Sn)        | 2023/08/17    |        | 98       | %     | 80 - 120  |
|                |      |              | Total Titanium (Ti)   | 2023/08/17    |        | 94       | %     | 80 - 120  |
|                |      |              | Total Uranium (U)     | 2023/08/17    |        | 101      | %     | 80 - 120  |
|                |      |              | Total Vanadium (V)    | 2023/08/17    |        | 95       | %     | 80 - 120  |
|                |      |              | Total Zinc (Zn)       | 2023/08/17    |        | 95       | %     | 80 - 120  |
| 8852505        | JHY  | Spiked Blank | Total Aluminum (Al)   | 2023/08/16    |        | 99       | %     | 80 - 120  |
|                |      |              | Total Antimony (Sb)   | 2023/08/16    |        | 100      | %     | 80 - 120  |
|                |      |              | Total Arsenic (As)    | 2023/08/16    |        | 93       | %     | 80 - 120  |
|                |      |              | Total Barium (Ba)     | 2023/08/16    |        | 94       | %     | 80 - 120  |
|                |      |              | Total Beryllium (Be)  | 2023/08/16    |        | 97       | %     | 80 - 120  |
|                |      |              | Total Bismuth (Bi)    | 2023/08/16    |        | 97       | %     | 80 - 120  |
|                |      |              | Total Boron (B)       | 2023/08/16    |        | 99       | %     | 80 - 120  |
|                |      |              | Total Cadmium (Cd)    | 2023/08/16    |        | 95       | %     | 80 - 120  |
|                |      |              | Total Calcium (Ca)    | 2023/08/16    |        | 96       | %     | 80 - 120  |
|                |      |              | Total Chromium (Cr)   | 2023/08/16    |        | 94       | %     | 80 - 120  |
|                |      |              | Total Cobalt (Co)     | 2023/08/16    |        | 94       | %     | 80 - 120  |
|                |      |              | Total Copper (Cu)     | 2023/08/16    |        | 95       | %     | 80 - 120  |
|                |      |              | Total Iron (Fe)       | 2023/08/16    |        | 97       | %     | 80 - 120  |
|                |      |              | Total Lead (Pb)       | 2023/08/16    |        | 96       | %     | 80 - 120  |
|                |      |              | Total Magnesium (Mg)  | 2023/08/16    |        | 99       | %     | 80 - 120  |
|                |      |              | Total Manganese (Mn)  | 2023/08/16    |        | 96       | %     | 80 - 120  |
|                |      |              | Total Molybdenum (Mo) | 2023/08/16    |        | 100      | %     | 80 - 120  |
|                |      |              | Total Nickel (Ni)     | 2023/08/16    |        | 97       | %     | 80 - 120  |
|                |      |              | Total Phosphorus (P)  | 2023/08/16    |        | 98       | %     | 80 - 120  |
|                |      |              | Total Potassium (K)   | 2023/08/16    |        | 98       | %     | 80 - 120  |
|                |      |              | Total Selenium (Se)   | 2023/08/16    |        | 95       | %     | 80 - 120  |
|                |      |              | Total Silver (Ag)     | 2023/08/16    |        | 94       | %     | 80 - 120  |
|                |      |              | Total Sodium (Na)     | 2023/08/16    |        | 98       | %     | 80 - 120  |
|                |      |              | Total Strontium (Sr)  | 2023/08/16    |        | 95       | %     | 80 - 120  |
|                |      |              | Total Thallium (Tl)   | 2023/08/16    |        | 97       | %     | 80 - 120  |
|                |      |              | Total Tin (Sn)        | 2023/08/16    |        | 98       | %     | 80 - 120  |
|                |      |              | Total Titanium (Ti)   | 2023/08/16    |        | 96       | %     | 80 - 120  |
|                |      |              | Total Uranium (U)     | 2023/08/16    |        | 101      | %     | 80 - 120  |
|                |      |              | Total Vanadium (V)    | 2023/08/16    |        | 98       | %     | 80 - 120  |
|                |      |              | Total Zinc (Zn)       | 2023/08/16    |        | 95       | %     | 80 - 120  |
| 8852505        | JHY  | Method Blank | Total Aluminum (Al)   | 2023/08/16    | <5.0   |          | ug/L  |           |
|                |      |              | Total Antimony (Sb)   | 2023/08/16    | <1.0   |          | ug/L  |           |
|                |      |              | Total Arsenic (As)    | 2023/08/16    | <1.0   |          | ug/L  |           |
|                |      |              | Total Barium (Ba)     | 2023/08/16    | <1.0   |          | ug/L  |           |
|                |      |              | Total Beryllium (Be)  | 2023/08/16    | <0.10  |          | ug/L  |           |
|                |      |              | Total Bismuth (Bi)    | 2023/08/16    | <2.0   |          | ug/L  |           |
|                |      |              | Total Boron (B)       | 2023/08/16    | <50    |          | ug/L  |           |
|                |      |              | Total Cadmium (Cd)    | 2023/08/16    | <0.010 |          | ug/L  |           |
|                |      |              | Total Calcium (Ca)    | 2023/08/16    | <100   |          | ug/L  |           |
|                |      |              | Total Chromium (Cr)   | 2023/08/16    | <1.0   |          | ug/L  |           |
|                |      |              | Total Cobalt (Co)     | 2023/08/16    | <0.40  |          | ug/L  |           |
|                |      |              | Total Copper (Cu)     | 2023/08/16    | <0.50  |          | ug/L  |           |
|                |      |              | Total Iron (Fe)       | 2023/08/16    | <50    |          | ug/L  |           |
|                |      |              | Total Lead (Pb)       | 2023/08/16    | <0.50  |          | ug/L  |           |
|                |      |              | Total Magnesium (Mg)  | 2023/08/16    | <100   |          | ug/L  |           |



BUREAU  
VERITAS

Bureau Veritas Job #: C3M4055  
Report Date: 2023/09/07

Dillon Consulting Limited  
Client Project #: 223723  
Site Location: LAKE ENON  
Sampler Initials: JM

### QUALITY ASSURANCE REPORT(CONT'D)

| QA/QC<br>Batch | Init | QC Type         | Parameter             | Date Analyzed | Value | Recovery | UNITS | QC Limits |
|----------------|------|-----------------|-----------------------|---------------|-------|----------|-------|-----------|
|                |      |                 | Total Manganese (Mn)  | 2023/08/16    | <2.0  |          | ug/L  |           |
|                |      |                 | Total Molybdenum (Mo) | 2023/08/16    | <2.0  |          | ug/L  |           |
|                |      |                 | Total Nickel (Ni)     | 2023/08/16    | <2.0  |          | ug/L  |           |
|                |      |                 | Total Phosphorus (P)  | 2023/08/16    | <100  |          | ug/L  |           |
|                |      |                 | Total Potassium (K)   | 2023/08/16    | <100  |          | ug/L  |           |
|                |      |                 | Total Selenium (Se)   | 2023/08/16    | <0.50 |          | ug/L  |           |
|                |      |                 | Total Silver (Ag)     | 2023/08/16    | <0.10 |          | ug/L  |           |
|                |      |                 | Total Sodium (Na)     | 2023/08/16    | <100  |          | ug/L  |           |
|                |      |                 | Total Strontium (Sr)  | 2023/08/16    | <2.0  |          | ug/L  |           |
|                |      |                 | Total Thallium (Tl)   | 2023/08/16    | <0.10 |          | ug/L  |           |
|                |      |                 | Total Tin (Sn)        | 2023/08/16    | <2.0  |          | ug/L  |           |
|                |      |                 | Total Titanium (Ti)   | 2023/08/16    | <2.0  |          | ug/L  |           |
|                |      |                 | Total Uranium (U)     | 2023/08/16    | <0.10 |          | ug/L  |           |
|                |      |                 | Total Vanadium (V)    | 2023/08/16    | <2.0  |          | ug/L  |           |
|                |      |                 | Total Zinc (Zn)       | 2023/08/16    | <5.0  |          | ug/L  |           |
| 8852505        | JHY  | RPD [WMY246-01] | Total Aluminum (Al)   | 2023/08/17    | 6.5   |          | %     | 20        |
|                |      |                 | Total Antimony (Sb)   | 2023/08/17    | NC    |          | %     | 20        |
|                |      |                 | Total Arsenic (As)    | 2023/08/17    | NC    |          | %     | 20        |
|                |      |                 | Total Barium (Ba)     | 2023/08/17    | 2.0   |          | %     | 20        |
|                |      |                 | Total Beryllium (Be)  | 2023/08/17    | NC    |          | %     | 20        |
|                |      |                 | Total Bismuth (Bi)    | 2023/08/17    | NC    |          | %     | 20        |
|                |      |                 | Total Boron (B)       | 2023/08/17    | NC    |          | %     | 20        |
|                |      |                 | Total Cadmium (Cd)    | 2023/08/17    | 0.031 |          | %     | 20        |
|                |      |                 | Total Calcium (Ca)    | 2023/08/17    | 0.31  |          | %     | 20        |
|                |      |                 | Total Chromium (Cr)   | 2023/08/17    | NC    |          | %     | 20        |
|                |      |                 | Total Cobalt (Co)     | 2023/08/17    | NC    |          | %     | 20        |
|                |      |                 | Total Copper (Cu)     | 2023/08/17    | 3.4   |          | %     | 20        |
|                |      |                 | Total Iron (Fe)       | 2023/08/17    | 2.6   |          | %     | 20        |
|                |      |                 | Total Lead (Pb)       | 2023/08/17    | 1.5   |          | %     | 20        |
|                |      |                 | Total Magnesium (Mg)  | 2023/08/17    | 0.84  |          | %     | 20        |
|                |      |                 | Total Manganese (Mn)  | 2023/08/17    | 2.2   |          | %     | 20        |
|                |      |                 | Total Molybdenum (Mo) | 2023/08/17    | 2.4   |          | %     | 20        |
|                |      |                 | Total Nickel (Ni)     | 2023/08/17    | NC    |          | %     | 20        |
|                |      |                 | Total Phosphorus (P)  | 2023/08/17    | NC    |          | %     | 20        |
|                |      |                 | Total Potassium (K)   | 2023/08/17    | 0.89  |          | %     | 20        |
|                |      |                 | Total Selenium (Se)   | 2023/08/17    | 8.4   |          | %     | 20        |
|                |      |                 | Total Silver (Ag)     | 2023/08/17    | NC    |          | %     | 20        |
|                |      |                 | Total Sodium (Na)     | 2023/08/17    | 2.5   |          | %     | 20        |
|                |      |                 | Total Strontium (Sr)  | 2023/08/17    | 1.0   |          | %     | 20        |
|                |      |                 | Total Thallium (Tl)   | 2023/08/17    | NC    |          | %     | 20        |
|                |      |                 | Total Tin (Sn)        | 2023/08/17    | NC    |          | %     | 20        |
|                |      |                 | Total Titanium (Ti)   | 2023/08/17    | 5.7   |          | %     | 20        |
|                |      |                 | Total Uranium (U)     | 2023/08/17    | 3.5   |          | %     | 20        |
|                |      |                 | Total Vanadium (V)    | 2023/08/17    | NC    |          | %     | 20        |
|                |      |                 | Total Zinc (Zn)       | 2023/08/17    | 1.9   |          | %     | 20        |
| 8852511        | JHY  | Matrix Spike    | Total Aluminum (Al)   | 2023/08/16    |       | 92       | %     | 80 - 120  |
|                |      |                 | Total Antimony (Sb)   | 2023/08/16    |       | 105      | %     | 80 - 120  |
|                |      |                 | Total Arsenic (As)    | 2023/08/16    |       | 93       | %     | 80 - 120  |
|                |      |                 | Total Barium (Ba)     | 2023/08/16    |       | 92       | %     | 80 - 120  |
|                |      |                 | Total Beryllium (Be)  | 2023/08/16    |       | 99       | %     | 80 - 120  |
|                |      |                 | Total Bismuth (Bi)    | 2023/08/16    |       | 92       | %     | 80 - 120  |
|                |      |                 | Total Boron (B)       | 2023/08/16    |       | 101      | %     | 80 - 120  |
|                |      |                 | Total Cadmium (Cd)    | 2023/08/16    |       | 95       | %     | 80 - 120  |



BUREAU  
VERITAS

Bureau Veritas Job #: C3M4055  
Report Date: 2023/09/07

Dillon Consulting Limited  
Client Project #: 223723  
Site Location: LAKE ENON  
Sampler Initials: JM

### QUALITY ASSURANCE REPORT(CONT'D)

| QA/QC<br>Batch | Init | QC Type      | Parameter             | Date Analyzed | Value | Recovery | UNITS | QC Limits |
|----------------|------|--------------|-----------------------|---------------|-------|----------|-------|-----------|
|                |      |              | Total Calcium (Ca)    | 2023/08/16    |       | NC       | %     | 80 - 120  |
|                |      |              | Total Chromium (Cr)   | 2023/08/16    |       | 92       | %     | 80 - 120  |
|                |      |              | Total Cobalt (Co)     | 2023/08/16    |       | 89       | %     | 80 - 120  |
|                |      |              | Total Copper (Cu)     | 2023/08/16    |       | 89       | %     | 80 - 120  |
|                |      |              | Total Iron (Fe)       | 2023/08/16    |       | NC       | %     | 80 - 120  |
|                |      |              | Total Lead (Pb)       | 2023/08/16    |       | 93       | %     | 80 - 120  |
|                |      |              | Total Magnesium (Mg)  | 2023/08/16    |       | NC       | %     | 80 - 120  |
|                |      |              | Total Manganese (Mn)  | 2023/08/16    |       | NC       | %     | 80 - 120  |
|                |      |              | Total Molybdenum (Mo) | 2023/08/16    |       | 105      | %     | 80 - 120  |
|                |      |              | Total Nickel (Ni)     | 2023/08/16    |       | 90       | %     | 80 - 120  |
|                |      |              | Total Phosphorus (P)  | 2023/08/16    |       | 100      | %     | 80 - 120  |
|                |      |              | Total Potassium (K)   | 2023/08/16    |       | NC       | %     | 80 - 120  |
|                |      |              | Total Selenium (Se)   | 2023/08/16    |       | 96       | %     | 80 - 120  |
|                |      |              | Total Silver (Ag)     | 2023/08/16    |       | 94       | %     | 80 - 120  |
|                |      |              | Total Sodium (Na)     | 2023/08/16    |       | NC       | %     | 80 - 120  |
|                |      |              | Total Strontium (Sr)  | 2023/08/16    |       | NC       | %     | 80 - 120  |
|                |      |              | Total Thallium (Tl)   | 2023/08/16    |       | 95       | %     | 80 - 120  |
|                |      |              | Total Tin (Sn)        | 2023/08/16    |       | 101      | %     | 80 - 120  |
|                |      |              | Total Titanium (Ti)   | 2023/08/16    |       | 96       | %     | 80 - 120  |
|                |      |              | Total Uranium (U)     | 2023/08/16    |       | 102      | %     | 80 - 120  |
|                |      |              | Total Vanadium (V)    | 2023/08/16    |       | 97       | %     | 80 - 120  |
|                |      |              | Total Zinc (Zn)       | 2023/08/16    |       | 91       | %     | 80 - 120  |
| 8852511        | JHY  | Spiked Blank | Total Aluminum (Al)   | 2023/08/16    |       | 98       | %     | 80 - 120  |
|                |      |              | Total Antimony (Sb)   | 2023/08/16    |       | 103      | %     | 80 - 120  |
|                |      |              | Total Arsenic (As)    | 2023/08/16    |       | 94       | %     | 80 - 120  |
|                |      |              | Total Barium (Ba)     | 2023/08/16    |       | 96       | %     | 80 - 120  |
|                |      |              | Total Beryllium (Be)  | 2023/08/16    |       | 97       | %     | 80 - 120  |
|                |      |              | Total Bismuth (Bi)    | 2023/08/16    |       | 99       | %     | 80 - 120  |
|                |      |              | Total Boron (B)       | 2023/08/16    |       | 100      | %     | 80 - 120  |
|                |      |              | Total Cadmium (Cd)    | 2023/08/16    |       | 95       | %     | 80 - 120  |
|                |      |              | Total Calcium (Ca)    | 2023/08/16    |       | 97       | %     | 80 - 120  |
|                |      |              | Total Chromium (Cr)   | 2023/08/16    |       | 95       | %     | 80 - 120  |
|                |      |              | Total Cobalt (Co)     | 2023/08/16    |       | 95       | %     | 80 - 120  |
|                |      |              | Total Copper (Cu)     | 2023/08/16    |       | 97       | %     | 80 - 120  |
|                |      |              | Total Iron (Fe)       | 2023/08/16    |       | 100      | %     | 80 - 120  |
|                |      |              | Total Lead (Pb)       | 2023/08/16    |       | 98       | %     | 80 - 120  |
|                |      |              | Total Magnesium (Mg)  | 2023/08/16    |       | 101      | %     | 80 - 120  |
|                |      |              | Total Manganese (Mn)  | 2023/08/16    |       | 98       | %     | 80 - 120  |
|                |      |              | Total Molybdenum (Mo) | 2023/08/16    |       | 103      | %     | 80 - 120  |
|                |      |              | Total Nickel (Ni)     | 2023/08/16    |       | 99       | %     | 80 - 120  |
|                |      |              | Total Phosphorus (P)  | 2023/08/16    |       | 101      | %     | 80 - 120  |
|                |      |              | Total Potassium (K)   | 2023/08/16    |       | 101      | %     | 80 - 120  |
|                |      |              | Total Selenium (Se)   | 2023/08/16    |       | 96       | %     | 80 - 120  |
|                |      |              | Total Silver (Ag)     | 2023/08/16    |       | 96       | %     | 80 - 120  |
|                |      |              | Total Sodium (Na)     | 2023/08/16    |       | 99       | %     | 80 - 120  |
|                |      |              | Total Strontium (Sr)  | 2023/08/16    |       | 99       | %     | 80 - 120  |
|                |      |              | Total Thallium (Tl)   | 2023/08/16    |       | 100      | %     | 80 - 120  |
|                |      |              | Total Tin (Sn)        | 2023/08/16    |       | 100      | %     | 80 - 120  |
|                |      |              | Total Titanium (Ti)   | 2023/08/16    |       | 101      | %     | 80 - 120  |
|                |      |              | Total Uranium (U)     | 2023/08/16    |       | 102      | %     | 80 - 120  |
|                |      |              | Total Vanadium (V)    | 2023/08/16    |       | 99       | %     | 80 - 120  |
|                |      |              | Total Zinc (Zn)       | 2023/08/16    |       | 98       | %     | 80 - 120  |
| 8852511        | JHY  | Method Blank | Total Aluminum (Al)   | 2023/08/16    | <5.0  |          | ug/L  |           |



BUREAU  
VERITAS

Bureau Veritas Job #: C3M4055  
Report Date: 2023/09/07

Dillon Consulting Limited  
Client Project #: 223723  
Site Location: LAKE ENON  
Sampler Initials: JM

### QUALITY ASSURANCE REPORT(CONT'D)

| QA/QC<br>Batch | Init | QC Type         | Parameter             | Date Analyzed | Value  | Recovery | UNITS | QC Limits |
|----------------|------|-----------------|-----------------------|---------------|--------|----------|-------|-----------|
|                |      |                 | Total Antimony (Sb)   | 2023/08/16    | <1.0   |          | ug/L  |           |
|                |      |                 | Total Arsenic (As)    | 2023/08/16    | <1.0   |          | ug/L  |           |
|                |      |                 | Total Barium (Ba)     | 2023/08/16    | <1.0   |          | ug/L  |           |
|                |      |                 | Total Beryllium (Be)  | 2023/08/16    | <0.10  |          | ug/L  |           |
|                |      |                 | Total Bismuth (Bi)    | 2023/08/16    | <2.0   |          | ug/L  |           |
|                |      |                 | Total Boron (B)       | 2023/08/16    | <50    |          | ug/L  |           |
|                |      |                 | Total Cadmium (Cd)    | 2023/08/16    | <0.010 |          | ug/L  |           |
|                |      |                 | Total Calcium (Ca)    | 2023/08/16    | <100   |          | ug/L  |           |
|                |      |                 | Total Chromium (Cr)   | 2023/08/16    | <1.0   |          | ug/L  |           |
|                |      |                 | Total Cobalt (Co)     | 2023/08/16    | <0.40  |          | ug/L  |           |
|                |      |                 | Total Copper (Cu)     | 2023/08/16    | <0.50  |          | ug/L  |           |
|                |      |                 | Total Iron (Fe)       | 2023/08/16    | <50    |          | ug/L  |           |
|                |      |                 | Total Lead (Pb)       | 2023/08/16    | <0.50  |          | ug/L  |           |
|                |      |                 | Total Magnesium (Mg)  | 2023/08/16    | <100   |          | ug/L  |           |
|                |      |                 | Total Manganese (Mn)  | 2023/08/16    | <2.0   |          | ug/L  |           |
|                |      |                 | Total Molybdenum (Mo) | 2023/08/16    | <2.0   |          | ug/L  |           |
|                |      |                 | Total Nickel (Ni)     | 2023/08/16    | <2.0   |          | ug/L  |           |
|                |      |                 | Total Phosphorus (P)  | 2023/08/16    | <100   |          | ug/L  |           |
|                |      |                 | Total Potassium (K)   | 2023/08/16    | <100   |          | ug/L  |           |
|                |      |                 | Total Selenium (Se)   | 2023/08/16    | <0.50  |          | ug/L  |           |
|                |      |                 | Total Silver (Ag)     | 2023/08/16    | <0.10  |          | ug/L  |           |
|                |      |                 | Total Sodium (Na)     | 2023/08/16    | <100   |          | ug/L  |           |
|                |      |                 | Total Strontium (Sr)  | 2023/08/16    | <2.0   |          | ug/L  |           |
|                |      |                 | Total Thallium (Tl)   | 2023/08/16    | <0.10  |          | ug/L  |           |
|                |      |                 | Total Tin (Sn)        | 2023/08/16    | <2.0   |          | ug/L  |           |
|                |      |                 | Total Titanium (Ti)   | 2023/08/16    | <2.0   |          | ug/L  |           |
|                |      |                 | Total Uranium (U)     | 2023/08/16    | <0.10  |          | ug/L  |           |
|                |      |                 | Total Vanadium (V)    | 2023/08/16    | <2.0   |          | ug/L  |           |
|                |      |                 | Total Zinc (Zn)       | 2023/08/16    | <5.0   |          | ug/L  |           |
| 8852511        | JHY  | RPD [WMY245-01] | Total Aluminum (Al)   | 2023/08/17    | 3.0    |          | %     | 20        |
|                |      |                 | Total Antimony (Sb)   | 2023/08/17    | NC     |          | %     | 20        |
|                |      |                 | Total Arsenic (As)    | 2023/08/17    | NC     |          | %     | 20        |
|                |      |                 | Total Barium (Ba)     | 2023/08/17    | 1.7    |          | %     | 20        |
|                |      |                 | Total Beryllium (Be)  | 2023/08/17    | NC     |          | %     | 20        |
|                |      |                 | Total Bismuth (Bi)    | 2023/08/17    | NC     |          | %     | 20        |
|                |      |                 | Total Boron (B)       | 2023/08/17    | NC     |          | %     | 20        |
|                |      |                 | Total Cadmium (Cd)    | 2023/08/17    | 2.5    |          | %     | 20        |
|                |      |                 | Total Calcium (Ca)    | 2023/08/17    | 2.4    |          | %     | 20        |
|                |      |                 | Total Chromium (Cr)   | 2023/08/17    | NC     |          | %     | 20        |
|                |      |                 | Total Cobalt (Co)     | 2023/08/17    | NC     |          | %     | 20        |
|                |      |                 | Total Copper (Cu)     | 2023/08/17    | NC     |          | %     | 20        |
|                |      |                 | Total Iron (Fe)       | 2023/08/17    | NC     |          | %     | 20        |
|                |      |                 | Total Lead (Pb)       | 2023/08/17    | 12     |          | %     | 20        |
|                |      |                 | Total Magnesium (Mg)  | 2023/08/17    | 3.9    |          | %     | 20        |
|                |      |                 | Total Manganese (Mn)  | 2023/08/17    | 1.7    |          | %     | 20        |
|                |      |                 | Total Molybdenum (Mo) | 2023/08/17    | NC     |          | %     | 20        |
|                |      |                 | Total Nickel (Ni)     | 2023/08/17    | NC     |          | %     | 20        |
|                |      |                 | Total Phosphorus (P)  | 2023/08/17    | NC     |          | %     | 20        |
|                |      |                 | Total Potassium (K)   | 2023/08/17    | 1.2    |          | %     | 20        |
|                |      |                 | Total Selenium (Se)   | 2023/08/17    | NC     |          | %     | 20        |
|                |      |                 | Total Silver (Ag)     | 2023/08/17    | NC     |          | %     | 20        |
|                |      |                 | Total Sodium (Na)     | 2023/08/17    | 0.34   |          | %     | 20        |
|                |      |                 | Total Strontium (Sr)  | 2023/08/17    | 1.5    |          | %     | 20        |



BUREAU  
VERITAS

Bureau Veritas Job #: C3M4055  
Report Date: 2023/09/07

Dillon Consulting Limited  
Client Project #: 223723  
Site Location: LAKE ENON  
Sampler Initials: JM

### QUALITY ASSURANCE REPORT(CONT'D)

| QA/QC<br>Batch | Init | QC Type      | Parameter             | Date Analyzed | Value | Recovery | UNITS | QC Limits |
|----------------|------|--------------|-----------------------|---------------|-------|----------|-------|-----------|
|                |      |              | Total Thallium (Tl)   | 2023/08/17    | NC    |          | %     | 20        |
|                |      |              | Total Tin (Sn)        | 2023/08/17    | NC    |          | %     | 20        |
|                |      |              | Total Titanium (Ti)   | 2023/08/17    | NC    |          | %     | 20        |
|                |      |              | Total Uranium (U)     | 2023/08/17    | 5.4   |          | %     | 20        |
|                |      |              | Total Vanadium (V)    | 2023/08/17    | NC    |          | %     | 20        |
|                |      |              | Total Zinc (Zn)       | 2023/08/17    | 9.6   |          | %     | 20        |
| 8886686        | MTZ  | Matrix Spike | Total Aluminum (Al)   | 2023/09/05    |       | 97       | %     | 80 - 120  |
|                |      |              | Total Antimony (Sb)   | 2023/09/05    |       | 103      | %     | 80 - 120  |
|                |      |              | Total Arsenic (As)    | 2023/09/05    |       | 94       | %     | 80 - 120  |
|                |      |              | Total Barium (Ba)     | 2023/09/05    |       | 101      | %     | 80 - 120  |
|                |      |              | Total Beryllium (Be)  | 2023/09/05    |       | 100      | %     | 80 - 120  |
|                |      |              | Total Bismuth (Bi)    | 2023/09/05    |       | 100      | %     | 80 - 120  |
|                |      |              | Total Boron (B)       | 2023/09/05    |       | NC       | %     | 80 - 120  |
|                |      |              | Total Cadmium (Cd)    | 2023/09/05    |       | 99       | %     | 80 - 120  |
|                |      |              | Total Calcium (Ca)    | 2023/09/05    |       | 97       | %     | 80 - 120  |
|                |      |              | Total Chromium (Cr)   | 2023/09/05    |       | 95       | %     | 80 - 120  |
|                |      |              | Total Cobalt (Co)     | 2023/09/05    |       | 94       | %     | 80 - 120  |
|                |      |              | Total Copper (Cu)     | 2023/09/05    |       | 89       | %     | 80 - 120  |
|                |      |              | Total Iron (Fe)       | 2023/09/05    |       | 96       | %     | 80 - 120  |
|                |      |              | Total Lead (Pb)       | 2023/09/05    |       | 98       | %     | 80 - 120  |
|                |      |              | Total Magnesium (Mg)  | 2023/09/05    |       | 96       | %     | 80 - 120  |
|                |      |              | Total Manganese (Mn)  | 2023/09/05    |       | 97       | %     | 80 - 120  |
|                |      |              | Total Molybdenum (Mo) | 2023/09/05    |       | 104      | %     | 80 - 120  |
|                |      |              | Total Nickel (Ni)     | 2023/09/05    |       | 96       | %     | 80 - 120  |
|                |      |              | Total Phosphorus (P)  | 2023/09/05    |       | 97       | %     | 80 - 120  |
|                |      |              | Total Potassium (K)   | 2023/09/05    |       | 96       | %     | 80 - 120  |
|                |      |              | Total Selenium (Se)   | 2023/09/05    |       | 96       | %     | 80 - 120  |
|                |      |              | Total Silver (Ag)     | 2023/09/05    |       | 96       | %     | 80 - 120  |
|                |      |              | Total Sodium (Na)     | 2023/09/05    |       | NC       | %     | 80 - 120  |
|                |      |              | Total Strontium (Sr)  | 2023/09/05    |       | 97       | %     | 80 - 120  |
|                |      |              | Total Thallium (Tl)   | 2023/09/05    |       | 99       | %     | 80 - 120  |
|                |      |              | Total Tin (Sn)        | 2023/09/05    |       | 103      | %     | 80 - 120  |
|                |      |              | Total Titanium (Ti)   | 2023/09/05    |       | 100      | %     | 80 - 120  |
|                |      |              | Total Uranium (U)     | 2023/09/05    |       | 100      | %     | 80 - 120  |
|                |      |              | Total Vanadium (V)    | 2023/09/05    |       | 100      | %     | 80 - 120  |
|                |      |              | Total Zinc (Zn)       | 2023/09/05    |       | 90       | %     | 80 - 120  |
| 8886686        | MTZ  | Spiked Blank | Total Aluminum (Al)   | 2023/09/05    |       | 96       | %     | 80 - 120  |
|                |      |              | Total Antimony (Sb)   | 2023/09/05    |       | 103      | %     | 80 - 120  |
|                |      |              | Total Arsenic (As)    | 2023/09/05    |       | 92       | %     | 80 - 120  |
|                |      |              | Total Barium (Ba)     | 2023/09/05    |       | 99       | %     | 80 - 120  |
|                |      |              | Total Beryllium (Be)  | 2023/09/05    |       | 98       | %     | 80 - 120  |
|                |      |              | Total Bismuth (Bi)    | 2023/09/05    |       | 98       | %     | 80 - 120  |
|                |      |              | Total Boron (B)       | 2023/09/05    |       | 107      | %     | 80 - 120  |
|                |      |              | Total Cadmium (Cd)    | 2023/09/05    |       | 96       | %     | 80 - 120  |
|                |      |              | Total Calcium (Ca)    | 2023/09/05    |       | 95       | %     | 80 - 120  |
|                |      |              | Total Chromium (Cr)   | 2023/09/05    |       | 94       | %     | 80 - 120  |
|                |      |              | Total Cobalt (Co)     | 2023/09/05    |       | 93       | %     | 80 - 120  |
|                |      |              | Total Copper (Cu)     | 2023/09/05    |       | 92       | %     | 80 - 120  |
|                |      |              | Total Iron (Fe)       | 2023/09/05    |       | 96       | %     | 80 - 120  |
|                |      |              | Total Lead (Pb)       | 2023/09/05    |       | 95       | %     | 80 - 120  |
|                |      |              | Total Magnesium (Mg)  | 2023/09/05    |       | 96       | %     | 80 - 120  |
|                |      |              | Total Manganese (Mn)  | 2023/09/05    |       | 95       | %     | 80 - 120  |
|                |      |              | Total Molybdenum (Mo) | 2023/09/05    |       | 103      | %     | 80 - 120  |



BUREAU  
VERITAS

Bureau Veritas Job #: C3M4055  
Report Date: 2023/09/07

Dillon Consulting Limited  
Client Project #: 223723  
Site Location: LAKE ENON  
Sampler Initials: JM

### QUALITY ASSURANCE REPORT(CONT'D)

| QA/QC<br>Batch | Init | QC Type         | Parameter             | Date Analyzed | Value  | Recovery | UNITS | QC Limits |
|----------------|------|-----------------|-----------------------|---------------|--------|----------|-------|-----------|
|                |      |                 | Total Nickel (Ni)     | 2023/09/05    |        | 96       | %     | 80 - 120  |
|                |      |                 | Total Phosphorus (P)  | 2023/09/05    |        | 94       | %     | 80 - 120  |
|                |      |                 | Total Potassium (K)   | 2023/09/05    |        | 94       | %     | 80 - 120  |
|                |      |                 | Total Selenium (Se)   | 2023/09/05    |        | 96       | %     | 80 - 120  |
|                |      |                 | Total Silver (Ag)     | 2023/09/05    |        | 95       | %     | 80 - 120  |
|                |      |                 | Total Sodium (Na)     | 2023/09/05    |        | 96       | %     | 80 - 120  |
|                |      |                 | Total Strontium (Sr)  | 2023/09/05    |        | 98       | %     | 80 - 120  |
|                |      |                 | Total Thallium (Tl)   | 2023/09/05    |        | 98       | %     | 80 - 120  |
|                |      |                 | Total Tin (Sn)        | 2023/09/05    |        | 100      | %     | 80 - 120  |
|                |      |                 | Total Titanium (Ti)   | 2023/09/05    |        | 101      | %     | 80 - 120  |
|                |      |                 | Total Uranium (U)     | 2023/09/05    |        | 98       | %     | 80 - 120  |
|                |      |                 | Total Vanadium (V)    | 2023/09/05    |        | 98       | %     | 80 - 120  |
|                |      |                 | Total Zinc (Zn)       | 2023/09/05    |        | 94       | %     | 80 - 120  |
| 8886686        | MTZ  | Method Blank    | Total Aluminum (Al)   | 2023/09/05    | <5.0   |          | ug/L  |           |
|                |      |                 | Total Antimony (Sb)   | 2023/09/05    | <1.0   |          | ug/L  |           |
|                |      |                 | Total Arsenic (As)    | 2023/09/05    | <1.0   |          | ug/L  |           |
|                |      |                 | Total Barium (Ba)     | 2023/09/05    | <1.0   |          | ug/L  |           |
|                |      |                 | Total Beryllium (Be)  | 2023/09/05    | <0.10  |          | ug/L  |           |
|                |      |                 | Total Bismuth (Bi)    | 2023/09/05    | <2.0   |          | ug/L  |           |
|                |      |                 | Total Boron (B)       | 2023/09/05    | <50    |          | ug/L  |           |
|                |      |                 | Total Cadmium (Cd)    | 2023/09/05    | <0.010 |          | ug/L  |           |
|                |      |                 | Total Calcium (Ca)    | 2023/09/05    | <100   |          | ug/L  |           |
|                |      |                 | Total Chromium (Cr)   | 2023/09/05    | <1.0   |          | ug/L  |           |
|                |      |                 | Total Cobalt (Co)     | 2023/09/05    | <0.40  |          | ug/L  |           |
|                |      |                 | Total Copper (Cu)     | 2023/09/05    | <0.50  |          | ug/L  |           |
|                |      |                 | Total Iron (Fe)       | 2023/09/05    | <50    |          | ug/L  |           |
|                |      |                 | Total Lead (Pb)       | 2023/09/05    | <0.50  |          | ug/L  |           |
|                |      |                 | Total Magnesium (Mg)  | 2023/09/05    | <100   |          | ug/L  |           |
|                |      |                 | Total Manganese (Mn)  | 2023/09/05    | <2.0   |          | ug/L  |           |
|                |      |                 | Total Molybdenum (Mo) | 2023/09/05    | <2.0   |          | ug/L  |           |
|                |      |                 | Total Nickel (Ni)     | 2023/09/05    | <2.0   |          | ug/L  |           |
|                |      |                 | Total Phosphorus (P)  | 2023/09/05    | <100   |          | ug/L  |           |
|                |      |                 | Total Potassium (K)   | 2023/09/05    | <100   |          | ug/L  |           |
|                |      |                 | Total Selenium (Se)   | 2023/09/05    | <0.50  |          | ug/L  |           |
|                |      |                 | Total Silver (Ag)     | 2023/09/05    | <0.10  |          | ug/L  |           |
|                |      |                 | Total Sodium (Na)     | 2023/09/05    | <100   |          | ug/L  |           |
|                |      |                 | Total Strontium (Sr)  | 2023/09/05    | <2.0   |          | ug/L  |           |
|                |      |                 | Total Thallium (Tl)   | 2023/09/05    | <0.10  |          | ug/L  |           |
|                |      |                 | Total Tin (Sn)        | 2023/09/05    | <2.0   |          | ug/L  |           |
|                |      |                 | Total Titanium (Ti)   | 2023/09/05    | <2.0   |          | ug/L  |           |
|                |      |                 | Total Uranium (U)     | 2023/09/05    | <0.10  |          | ug/L  |           |
|                |      |                 | Total Vanadium (V)    | 2023/09/05    | <2.0   |          | ug/L  |           |
|                |      |                 | Total Zinc (Zn)       | 2023/09/05    | <5.0   |          | ug/L  |           |
| 8886686        | MTZ  | RPD [WMY247-01] | Total Aluminum (Al)   | 2023/09/07    | 4.6    |          | %     | 20        |
|                |      |                 | Total Antimony (Sb)   | 2023/09/07    | NC     |          | %     | 20        |
|                |      |                 | Total Arsenic (As)    | 2023/09/07    | NC     |          | %     | 20        |
|                |      |                 | Total Barium (Ba)     | 2023/09/07    | 9.3    |          | %     | 20        |
|                |      |                 | Total Beryllium (Be)  | 2023/09/07    | NC     |          | %     | 20        |
|                |      |                 | Total Bismuth (Bi)    | 2023/09/07    | NC     |          | %     | 20        |
|                |      |                 | Total Boron (B)       | 2023/09/07    | NC     |          | %     | 20        |
|                |      |                 | Total Cadmium (Cd)    | 2023/09/07    | 1.3    |          | %     | 20        |
|                |      |                 | Total Calcium (Ca)    | 2023/09/07    | 1.5    |          | %     | 20        |
|                |      |                 | Total Chromium (Cr)   | 2023/09/07    | NC     |          | %     | 20        |



BUREAU  
VERITAS

Bureau Veritas Job #: C3M4055  
Report Date: 2023/09/07

Dillon Consulting Limited  
Client Project #: 223723  
Site Location: LAKE ENON  
Sampler Initials: JM

### QUALITY ASSURANCE REPORT(CONT'D)

| QA/QC   | Batch | Init | QC Type      | Parameter                        | Date Analyzed | Value | Recovery | UNITS | QC Limits |
|---------|-------|------|--------------|----------------------------------|---------------|-------|----------|-------|-----------|
|         |       |      |              | Total Cobalt (Co)                | 2023/09/07    | 1.5   |          | %     | 20        |
|         |       |      |              | Total Copper (Cu)                | 2023/09/07    | NC    |          | %     | 20        |
|         |       |      |              | Total Iron (Fe)                  | 2023/09/07    | 9.9   |          | %     | 20        |
|         |       |      |              | Total Lead (Pb)                  | 2023/09/07    | 11    |          | %     | 20        |
|         |       |      |              | Total Magnesium (Mg)             | 2023/09/07    | 8.5   |          | %     | 20        |
|         |       |      |              | Total Manganese (Mn)             | 2023/09/07    | 8.6   |          | %     | 20        |
|         |       |      |              | Total Molybdenum (Mo)            | 2023/09/07    | 11    |          | %     | 20        |
|         |       |      |              | Total Nickel (Ni)                | 2023/09/07    | NC    |          | %     | 20        |
|         |       |      |              | Total Phosphorus (P)             | 2023/09/07    | NC    |          | %     | 20        |
|         |       |      |              | Total Potassium (K)              | 2023/09/07    | 9.7   |          | %     | 20        |
|         |       |      |              | Total Selenium (Se)              | 2023/09/07    | NC    |          | %     | 20        |
|         |       |      |              | Total Silver (Ag)                | 2023/09/07    | NC    |          | %     | 20        |
|         |       |      |              | Total Sodium (Na)                | 2023/09/07    | 7.2   |          | %     | 20        |
|         |       |      |              | Total Strontium (Sr)             | 2023/09/07    | 1.8   |          | %     | 20        |
|         |       |      |              | Total Thallium (Tl)              | 2023/09/07    | NC    |          | %     | 20        |
|         |       |      |              | Total Tin (Sn)                   | 2023/09/07    | NC    |          | %     | 20        |
|         |       |      |              | Total Titanium (Ti)              | 2023/09/07    | NC    |          | %     | 20        |
|         |       |      |              | Total Uranium (U)                | 2023/09/07    | 8.8   |          | %     | 20        |
|         |       |      |              | Total Vanadium (V)               | 2023/09/07    | NC    |          | %     | 20        |
|         |       |      |              | Total Zinc (Zn)                  | 2023/09/07    | 11    |          | %     | 20        |
| 8888773 | MTZ   |      | Matrix Spike | Acid Extractable Antimony (Sb)   | 2023/09/01    |       | 96       | %     | 75 - 125  |
|         |       |      |              | Acid Extractable Arsenic (As)    | 2023/09/01    |       | 99       | %     | 75 - 125  |
|         |       |      |              | Acid Extractable Barium (Ba)     | 2023/09/01    |       | 102      | %     | 75 - 125  |
|         |       |      |              | Acid Extractable Beryllium (Be)  | 2023/09/01    |       | 101      | %     | 75 - 125  |
|         |       |      |              | Acid Extractable Bismuth (Bi)    | 2023/09/01    |       | 99       | %     | 75 - 125  |
|         |       |      |              | Acid Extractable Boron (B)       | 2023/09/01    |       | 99       | %     | 75 - 125  |
|         |       |      |              | Acid Extractable Cadmium (Cd)    | 2023/09/01    |       | 99       | %     | 75 - 125  |
|         |       |      |              | Acid Extractable Chromium (Cr)   | 2023/09/01    |       | 102      | %     | 75 - 125  |
|         |       |      |              | Acid Extractable Cobalt (Co)     | 2023/09/01    |       | 100      | %     | 75 - 125  |
|         |       |      |              | Acid Extractable Copper (Cu)     | 2023/09/01    |       | 100      | %     | 75 - 125  |
|         |       |      |              | Acid Extractable Lead (Pb)       | 2023/09/01    |       | 97       | %     | 75 - 125  |
|         |       |      |              | Acid Extractable Lithium (Li)    | 2023/09/01    |       | 105      | %     | 75 - 125  |
|         |       |      |              | Acid Extractable Manganese (Mn)  | 2023/09/01    |       | NC       | %     | 75 - 125  |
|         |       |      |              | Acid Extractable Mercury (Hg)    | 2023/09/01    |       | 87       | %     | 75 - 125  |
|         |       |      |              | Acid Extractable Molybdenum (Mo) | 2023/09/01    |       | 99       | %     | 75 - 125  |
|         |       |      |              | Acid Extractable Nickel (Ni)     | 2023/09/01    |       | 103      | %     | 75 - 125  |
|         |       |      |              | Acid Extractable Rubidium (Rb)   | 2023/09/01    |       | 96       | %     | 75 - 125  |
|         |       |      |              | Acid Extractable Selenium (Se)   | 2023/09/01    |       | 102      | %     | 75 - 125  |
|         |       |      |              | Acid Extractable Silver (Ag)     | 2023/09/01    |       | 99       | %     | 75 - 125  |
|         |       |      |              | Acid Extractable Strontium (Sr)  | 2023/09/01    |       | 99       | %     | 75 - 125  |
|         |       |      |              | Acid Extractable Thallium (Tl)   | 2023/09/01    |       | 100      | %     | 75 - 125  |
|         |       |      |              | Acid Extractable Tin (Sn)        | 2023/09/01    |       | 94       | %     | 75 - 125  |
|         |       |      |              | Acid Extractable Uranium (U)     | 2023/09/01    |       | 93       | %     | 75 - 125  |
|         |       |      |              | Acid Extractable Vanadium (V)    | 2023/09/01    |       | 104      | %     | 75 - 125  |
|         |       |      |              | Acid Extractable Zinc (Zn)       | 2023/09/01    |       | 103      | %     | 75 - 125  |
| 8888773 | MTZ   |      | Spiked Blank | Acid Extractable Antimony (Sb)   | 2023/09/01    |       | 100      | %     | 75 - 125  |
|         |       |      |              | Acid Extractable Arsenic (As)    | 2023/09/01    |       | 98       | %     | 75 - 125  |
|         |       |      |              | Acid Extractable Barium (Ba)     | 2023/09/01    |       | 99       | %     | 75 - 125  |
|         |       |      |              | Acid Extractable Beryllium (Be)  | 2023/09/01    |       | 98       | %     | 75 - 125  |
|         |       |      |              | Acid Extractable Bismuth (Bi)    | 2023/09/01    |       | 96       | %     | 75 - 125  |
|         |       |      |              | Acid Extractable Boron (B)       | 2023/09/01    |       | 100      | %     | 75 - 125  |
|         |       |      |              | Acid Extractable Cadmium (Cd)    | 2023/09/01    |       | 97       | %     | 75 - 125  |
|         |       |      |              | Acid Extractable Chromium (Cr)   | 2023/09/01    |       | 98       | %     | 75 - 125  |



BUREAU  
VERITAS

Bureau Veritas Job #: C3M4055  
Report Date: 2023/09/07

Dillon Consulting Limited  
Client Project #: 223723  
Site Location: LAKE ENON  
Sampler Initials: JM

### QUALITY ASSURANCE REPORT(CONT'D)

| QA/QC<br>Batch | Init | QC Type      | Parameter                        | Date Analyzed | Value | Recovery | UNITS | QC Limits |
|----------------|------|--------------|----------------------------------|---------------|-------|----------|-------|-----------|
|                |      |              | Acid Extractable Cobalt (Co)     | 2023/09/01    |       | 96       | %     | 75 - 125  |
|                |      |              | Acid Extractable Copper (Cu)     | 2023/09/01    |       | 95       | %     | 75 - 125  |
|                |      |              | Acid Extractable Lead (Pb)       | 2023/09/01    |       | 95       | %     | 75 - 125  |
|                |      |              | Acid Extractable Lithium (Li)    | 2023/09/01    |       | 101      | %     | 75 - 125  |
|                |      |              | Acid Extractable Manganese (Mn)  | 2023/09/01    |       | 101      | %     | 75 - 125  |
|                |      |              | Acid Extractable Mercury (Hg)    | 2023/09/01    |       | 99       | %     | 75 - 125  |
|                |      |              | Acid Extractable Molybdenum (Mo) | 2023/09/01    |       | 106      | %     | 75 - 125  |
|                |      |              | Acid Extractable Nickel (Ni)     | 2023/09/01    |       | 97       | %     | 75 - 125  |
|                |      |              | Acid Extractable Rubidium (Rb)   | 2023/09/01    |       | 95       | %     | 75 - 125  |
|                |      |              | Acid Extractable Selenium (Se)   | 2023/09/01    |       | 100      | %     | 75 - 125  |
|                |      |              | Acid Extractable Silver (Ag)     | 2023/09/01    |       | 96       | %     | 75 - 125  |
|                |      |              | Acid Extractable Strontium (Sr)  | 2023/09/01    |       | 94       | %     | 75 - 125  |
|                |      |              | Acid Extractable Thallium (Tl)   | 2023/09/01    |       | 98       | %     | 75 - 125  |
|                |      |              | Acid Extractable Tin (Sn)        | 2023/09/01    |       | 98       | %     | 75 - 125  |
|                |      |              | Acid Extractable Uranium (U)     | 2023/09/01    |       | 91       | %     | 75 - 125  |
|                |      |              | Acid Extractable Vanadium (V)    | 2023/09/01    |       | 99       | %     | 75 - 125  |
|                |      |              | Acid Extractable Zinc (Zn)       | 2023/09/01    |       | 98       | %     | 75 - 125  |
| 8888773        | MTZ  | Method Blank | Acid Extractable Aluminum (Al)   | 2023/09/01    | <10   |          | mg/kg |           |
|                |      |              | Acid Extractable Antimony (Sb)   | 2023/09/01    | <2.0  |          | mg/kg |           |
|                |      |              | Acid Extractable Arsenic (As)    | 2023/09/01    | <2.0  |          | mg/kg |           |
|                |      |              | Acid Extractable Barium (Ba)     | 2023/09/01    | <5.0  |          | mg/kg |           |
|                |      |              | Acid Extractable Beryllium (Be)  | 2023/09/01    | <1.0  |          | mg/kg |           |
|                |      |              | Acid Extractable Bismuth (Bi)    | 2023/09/01    | <2.0  |          | mg/kg |           |
|                |      |              | Acid Extractable Boron (B)       | 2023/09/01    | <50   |          | mg/kg |           |
|                |      |              | Acid Extractable Cadmium (Cd)    | 2023/09/01    | <0.30 |          | mg/kg |           |
|                |      |              | Acid Extractable Chromium (Cr)   | 2023/09/01    | <2.0  |          | mg/kg |           |
|                |      |              | Acid Extractable Cobalt (Co)     | 2023/09/01    | <1.0  |          | mg/kg |           |
|                |      |              | Acid Extractable Copper (Cu)     | 2023/09/01    | <2.0  |          | mg/kg |           |
|                |      |              | Acid Extractable Iron (Fe)       | 2023/09/01    | <50   |          | mg/kg |           |
|                |      |              | Acid Extractable Lead (Pb)       | 2023/09/01    | <0.50 |          | mg/kg |           |
|                |      |              | Acid Extractable Lithium (Li)    | 2023/09/01    | <2.0  |          | mg/kg |           |
|                |      |              | Acid Extractable Manganese (Mn)  | 2023/09/01    | <2.0  |          | mg/kg |           |
|                |      |              | Acid Extractable Mercury (Hg)    | 2023/09/01    | <0.10 |          | mg/kg |           |
|                |      |              | Acid Extractable Molybdenum (Mo) | 2023/09/01    | <2.0  |          | mg/kg |           |
|                |      |              | Acid Extractable Nickel (Ni)     | 2023/09/01    | <2.0  |          | mg/kg |           |
|                |      |              | Acid Extractable Rubidium (Rb)   | 2023/09/01    | <2.0  |          | mg/kg |           |
|                |      |              | Acid Extractable Selenium (Se)   | 2023/09/01    | <0.50 |          | mg/kg |           |
|                |      |              | Acid Extractable Silver (Ag)     | 2023/09/01    | <0.50 |          | mg/kg |           |
|                |      |              | Acid Extractable Strontium (Sr)  | 2023/09/01    | <5.0  |          | mg/kg |           |
|                |      |              | Acid Extractable Thallium (Tl)   | 2023/09/01    | <0.10 |          | mg/kg |           |
|                |      |              | Acid Extractable Tin (Sn)        | 2023/09/01    | <1.0  |          | mg/kg |           |
|                |      |              | Acid Extractable Uranium (U)     | 2023/09/01    | <0.10 |          | mg/kg |           |
|                |      |              | Acid Extractable Vanadium (V)    | 2023/09/01    | <2.0  |          | mg/kg |           |
|                |      |              | Acid Extractable Zinc (Zn)       | 2023/09/01    | <5.0  |          | mg/kg |           |
| 8888773        | MTZ  | RPD          | Acid Extractable Aluminum (Al)   | 2023/09/01    | 4.2   |          | %     | 35        |
|                |      |              | Acid Extractable Antimony (Sb)   | 2023/09/01    | NC    |          | %     | 35        |
|                |      |              | Acid Extractable Arsenic (As)    | 2023/09/01    | 3.2   |          | %     | 35        |
|                |      |              | Acid Extractable Barium (Ba)     | 2023/09/01    | 3.7   |          | %     | 35        |
|                |      |              | Acid Extractable Beryllium (Be)  | 2023/09/01    | NC    |          | %     | 35        |
|                |      |              | Acid Extractable Bismuth (Bi)    | 2023/09/01    | NC    |          | %     | 35        |
|                |      |              | Acid Extractable Boron (B)       | 2023/09/01    | NC    |          | %     | 35        |
|                |      |              | Acid Extractable Cadmium (Cd)    | 2023/09/01    | NC    |          | %     | 35        |
|                |      |              | Acid Extractable Chromium (Cr)   | 2023/09/01    | 0.11  |          | %     | 35        |



BUREAU  
VERITAS

Bureau Veritas Job #: C3M4055  
Report Date: 2023/09/07

Dillon Consulting Limited  
Client Project #: 223723  
Site Location: LAKE ENON  
Sampler Initials: JM

### QUALITY ASSURANCE REPORT(CONT'D)

| QA/QC<br>Batch | Init | QC Type      | Parameter                        | Date Analyzed | Value | Recovery | UNITS | QC Limits |
|----------------|------|--------------|----------------------------------|---------------|-------|----------|-------|-----------|
|                |      |              | Acid Extractable Cobalt (Co)     | 2023/09/01    | 0.74  |          | %     | 35        |
|                |      |              | Acid Extractable Copper (Cu)     | 2023/09/01    | 7.6   |          | %     | 35        |
|                |      |              | Acid Extractable Iron (Fe)       | 2023/09/01    | 0.47  |          | %     | 35        |
|                |      |              | Acid Extractable Lead (Pb)       | 2023/09/01    | 2.0   |          | %     | 35        |
|                |      |              | Acid Extractable Lithium (Li)    | 2023/09/01    | 3.4   |          | %     | 35        |
|                |      |              | Acid Extractable Manganese (Mn)  | 2023/09/01    | 0.16  |          | %     | 35        |
|                |      |              | Acid Extractable Mercury (Hg)    | 2023/09/01    | NC    |          | %     | 35        |
|                |      |              | Acid Extractable Molybdenum (Mo) | 2023/09/01    | NC    |          | %     | 35        |
|                |      |              | Acid Extractable Nickel (Ni)     | 2023/09/01    | 1.6   |          | %     | 35        |
|                |      |              | Acid Extractable Rubidium (Rb)   | 2023/09/01    | 10    |          | %     | 35        |
|                |      |              | Acid Extractable Selenium (Se)   | 2023/09/01    | NC    |          | %     | 35        |
|                |      |              | Acid Extractable Silver (Ag)     | 2023/09/01    | NC    |          | %     | 35        |
|                |      |              | Acid Extractable Strontium (Sr)  | 2023/09/01    | NC    |          | %     | 35        |
|                |      |              | Acid Extractable Thallium (Tl)   | 2023/09/01    | NC    |          | %     | 35        |
|                |      |              | Acid Extractable Tin (Sn)        | 2023/09/01    | NC    |          | %     | 35        |
|                |      |              | Acid Extractable Uranium (U)     | 2023/09/01    | 5.3   |          | %     | 35        |
|                |      |              | Acid Extractable Vanadium (V)    | 2023/09/01    | 2.0   |          | %     | 35        |
|                |      |              | Acid Extractable Zinc (Zn)       | 2023/09/01    | 6.5   |          | %     | 35        |
| 8888861        | MTZ  | Matrix Spike | Total Aluminum (Al)              | 2023/09/06    |       | 89       | %     | 80 - 120  |
|                |      |              | Total Antimony (Sb)              | 2023/09/06    |       | 101      | %     | 80 - 120  |
|                |      |              | Total Arsenic (As)               | 2023/09/06    |       | 89       | %     | 80 - 120  |
|                |      |              | Total Barium (Ba)                | 2023/09/06    |       | 94       | %     | 80 - 120  |
|                |      |              | Total Beryllium (Be)             | 2023/09/06    |       | 93       | %     | 80 - 120  |
|                |      |              | Total Bismuth (Bi)               | 2023/09/06    |       | 95       | %     | 80 - 120  |
|                |      |              | Total Boron (B)                  | 2023/09/06    |       | 94       | %     | 80 - 120  |
|                |      |              | Total Cadmium (Cd)               | 2023/09/06    |       | 91       | %     | 80 - 120  |
|                |      |              | Total Calcium (Ca)               | 2023/09/06    |       | 89       | %     | 80 - 120  |
|                |      |              | Total Chromium (Cr)              | 2023/09/06    |       | 90       | %     | 80 - 120  |
|                |      |              | Total Cobalt (Co)                | 2023/09/06    |       | 90       | %     | 80 - 120  |
|                |      |              | Total Copper (Cu)                | 2023/09/06    |       | 90       | %     | 80 - 120  |
|                |      |              | Total Iron (Fe)                  | 2023/09/06    |       | 94       | %     | 80 - 120  |
|                |      |              | Total Lead (Pb)                  | 2023/09/06    |       | 93       | %     | 80 - 120  |
|                |      |              | Total Magnesium (Mg)             | 2023/09/06    |       | 96       | %     | 80 - 120  |
|                |      |              | Total Manganese (Mn)             | 2023/09/06    |       | 95       | %     | 80 - 120  |
|                |      |              | Total Molybdenum (Mo)            | 2023/09/06    |       | 99       | %     | 80 - 120  |
|                |      |              | Total Nickel (Ni)                | 2023/09/06    |       | 93       | %     | 80 - 120  |
|                |      |              | Total Phosphorus (P)             | 2023/09/06    |       | 94       | %     | 80 - 120  |
|                |      |              | Total Potassium (K)              | 2023/09/06    |       | 95       | %     | 80 - 120  |
|                |      |              | Total Selenium (Se)              | 2023/09/06    |       | 91       | %     | 80 - 120  |
|                |      |              | Total Silver (Ag)                | 2023/09/06    |       | 92       | %     | 80 - 120  |
|                |      |              | Total Sodium (Na)                | 2023/09/06    |       | 92       | %     | 80 - 120  |
|                |      |              | Total Strontium (Sr)             | 2023/09/06    |       | 101      | %     | 80 - 120  |
|                |      |              | Total Thallium (Tl)              | 2023/09/06    |       | 95       | %     | 80 - 120  |
|                |      |              | Total Tin (Sn)                   | 2023/09/06    |       | 98       | %     | 80 - 120  |
|                |      |              | Total Titanium (Ti)              | 2023/09/06    |       | 93       | %     | 80 - 120  |
|                |      |              | Total Uranium (U)                | 2023/09/06    |       | 99       | %     | 80 - 120  |
|                |      |              | Total Vanadium (V)               | 2023/09/06    |       | 92       | %     | 80 - 120  |
|                |      |              | Total Zinc (Zn)                  | 2023/09/06    |       | 89       | %     | 80 - 120  |
| 8888861        | MTZ  | Spiked Blank | Total Aluminum (Al)              | 2023/09/05    |       | 92       | %     | 80 - 120  |
|                |      |              | Total Antimony (Sb)              | 2023/09/05    |       | 101      | %     | 80 - 120  |
|                |      |              | Total Arsenic (As)               | 2023/09/05    |       | 91       | %     | 80 - 120  |
|                |      |              | Total Barium (Ba)                | 2023/09/05    |       | 94       | %     | 80 - 120  |
|                |      |              | Total Beryllium (Be)             | 2023/09/05    |       | 95       | %     | 80 - 120  |



BUREAU  
VERITAS

Bureau Veritas Job #: C3M4055  
Report Date: 2023/09/07

Dillon Consulting Limited  
Client Project #: 223723  
Site Location: LAKE ENON  
Sampler Initials: JM

### QUALITY ASSURANCE REPORT(CONT'D)

| QA/QC<br>Batch | Init | QC Type      | Parameter             | Date Analyzed | Value  | Recovery | UNITS | QC Limits |
|----------------|------|--------------|-----------------------|---------------|--------|----------|-------|-----------|
|                |      |              | Total Bismuth (Bi)    | 2023/09/05    |        | 95       | %     | 80 - 120  |
|                |      |              | Total Boron (B)       | 2023/09/05    |        | 97       | %     | 80 - 120  |
|                |      |              | Total Cadmium (Cd)    | 2023/09/05    |        | 92       | %     | 80 - 120  |
|                |      |              | Total Calcium (Ca)    | 2023/09/05    |        | 92       | %     | 80 - 120  |
|                |      |              | Total Chromium (Cr)   | 2023/09/05    |        | 93       | %     | 80 - 120  |
|                |      |              | Total Cobalt (Co)     | 2023/09/05    |        | 93       | %     | 80 - 120  |
|                |      |              | Total Copper (Cu)     | 2023/09/05    |        | 93       | %     | 80 - 120  |
|                |      |              | Total Iron (Fe)       | 2023/09/05    |        | 98       | %     | 80 - 120  |
|                |      |              | Total Lead (Pb)       | 2023/09/05    |        | 93       | %     | 80 - 120  |
|                |      |              | Total Magnesium (Mg)  | 2023/09/05    |        | 97       | %     | 80 - 120  |
|                |      |              | Total Manganese (Mn)  | 2023/09/05    |        | 96       | %     | 80 - 120  |
|                |      |              | Total Molybdenum (Mo) | 2023/09/05    |        | 100      | %     | 80 - 120  |
|                |      |              | Total Nickel (Ni)     | 2023/09/05    |        | 95       | %     | 80 - 120  |
|                |      |              | Total Phosphorus (P)  | 2023/09/05    |        | 94       | %     | 80 - 120  |
|                |      |              | Total Potassium (K)   | 2023/09/05    |        | 96       | %     | 80 - 120  |
|                |      |              | Total Selenium (Se)   | 2023/09/05    |        | 93       | %     | 80 - 120  |
|                |      |              | Total Silver (Ag)     | 2023/09/05    |        | 92       | %     | 80 - 120  |
|                |      |              | Total Sodium (Na)     | 2023/09/05    |        | 98       | %     | 80 - 120  |
|                |      |              | Total Strontium (Sr)  | 2023/09/05    |        | 93       | %     | 80 - 120  |
|                |      |              | Total Thallium (Tl)   | 2023/09/05    |        | 95       | %     | 80 - 120  |
|                |      |              | Total Tin (Sn)        | 2023/09/05    |        | 96       | %     | 80 - 120  |
|                |      |              | Total Titanium (Ti)   | 2023/09/05    |        | 97       | %     | 80 - 120  |
|                |      |              | Total Uranium (U)     | 2023/09/05    |        | 100      | %     | 80 - 120  |
|                |      |              | Total Vanadium (V)    | 2023/09/05    |        | 95       | %     | 80 - 120  |
|                |      |              | Total Zinc (Zn)       | 2023/09/05    |        | 94       | %     | 80 - 120  |
| 8888861        | MTZ  | Method Blank | Total Aluminum (Al)   | 2023/09/05    | <5.0   |          | ug/L  |           |
|                |      |              | Total Antimony (Sb)   | 2023/09/05    | <1.0   |          | ug/L  |           |
|                |      |              | Total Arsenic (As)    | 2023/09/05    | <1.0   |          | ug/L  |           |
|                |      |              | Total Barium (Ba)     | 2023/09/05    | <1.0   |          | ug/L  |           |
|                |      |              | Total Beryllium (Be)  | 2023/09/05    | <0.10  |          | ug/L  |           |
|                |      |              | Total Bismuth (Bi)    | 2023/09/05    | <2.0   |          | ug/L  |           |
|                |      |              | Total Boron (B)       | 2023/09/05    | <50    |          | ug/L  |           |
|                |      |              | Total Cadmium (Cd)    | 2023/09/05    | <0.010 |          | ug/L  |           |
|                |      |              | Total Calcium (Ca)    | 2023/09/05    | <100   |          | ug/L  |           |
|                |      |              | Total Chromium (Cr)   | 2023/09/05    | <1.0   |          | ug/L  |           |
|                |      |              | Total Cobalt (Co)     | 2023/09/05    | <0.40  |          | ug/L  |           |
|                |      |              | Total Copper (Cu)     | 2023/09/05    | <0.50  |          | ug/L  |           |
|                |      |              | Total Iron (Fe)       | 2023/09/05    | <50    |          | ug/L  |           |
|                |      |              | Total Lead (Pb)       | 2023/09/05    | <0.50  |          | ug/L  |           |
|                |      |              | Total Magnesium (Mg)  | 2023/09/05    | <100   |          | ug/L  |           |
|                |      |              | Total Manganese (Mn)  | 2023/09/05    | <2.0   |          | ug/L  |           |
|                |      |              | Total Molybdenum (Mo) | 2023/09/05    | <2.0   |          | ug/L  |           |
|                |      |              | Total Nickel (Ni)     | 2023/09/05    | <2.0   |          | ug/L  |           |
|                |      |              | Total Phosphorus (P)  | 2023/09/05    | <100   |          | ug/L  |           |
|                |      |              | Total Potassium (K)   | 2023/09/05    | <100   |          | ug/L  |           |
|                |      |              | Total Selenium (Se)   | 2023/09/05    | <0.50  |          | ug/L  |           |
|                |      |              | Total Silver (Ag)     | 2023/09/05    | <0.10  |          | ug/L  |           |
|                |      |              | Total Sodium (Na)     | 2023/09/05    | <100   |          | ug/L  |           |
|                |      |              | Total Strontium (Sr)  | 2023/09/05    | <2.0   |          | ug/L  |           |
|                |      |              | Total Thallium (Tl)   | 2023/09/05    | <0.10  |          | ug/L  |           |
|                |      |              | Total Tin (Sn)        | 2023/09/05    | <2.0   |          | ug/L  |           |
|                |      |              | Total Titanium (Ti)   | 2023/09/05    | <2.0   |          | ug/L  |           |
|                |      |              | Total Uranium (U)     | 2023/09/05    | <0.10  |          | ug/L  |           |



QUALITY ASSURANCE REPORT(CONT'D)

| QA/QC Batch        | Init       | QC Type         | Parameter             | Date Analyzed | Value | Recovery | UNITS | QC Limits |
|--------------------|------------|-----------------|-----------------------|---------------|-------|----------|-------|-----------|
| 8888861            | MTZ        | RPD [WMY248-01] | Total Vanadium (V)    | 2023/09/05    | <2.0  |          | ug/L  |           |
|                    |            |                 | Total Zinc (Zn)       | 2023/09/05    | <5.0  |          | ug/L  |           |
|                    |            |                 | Total Aluminum (Al)   | 2023/09/06    | 0.99  |          | %     | 20        |
|                    |            |                 | Total Antimony (Sb)   | 2023/09/06    | NC    |          | %     | 20        |
|                    |            |                 | Total Arsenic (As)    | 2023/09/06    | 1.6   |          | %     | 20        |
|                    |            |                 | Total Barium (Ba)     | 2023/09/06    | 2.1   |          | %     | 20        |
|                    |            |                 | Total Beryllium (Be)  | 2023/09/06    | NC    |          | %     | 20        |
|                    |            |                 | Total Bismuth (Bi)    | 2023/09/06    | NC    |          | %     | 20        |
|                    |            |                 | Total Boron (B)       | 2023/09/06    | NC    |          | %     | 20        |
|                    |            |                 | Total Cadmium (Cd)    | 2023/09/06    | 2.4   |          | %     | 20        |
|                    |            |                 | Total Calcium (Ca)    | 2023/09/06    | 4.7   |          | %     | 20        |
|                    |            |                 | Total Chromium (Cr)   | 2023/09/06    | NC    |          | %     | 20        |
|                    |            |                 | Total Cobalt (Co)     | 2023/09/06    | 0.62  |          | %     | 20        |
|                    |            |                 | Total Copper (Cu)     | 2023/09/06    | 8.5   |          | %     | 20        |
|                    |            |                 | Total Iron (Fe)       | 2023/09/06    | 3.5   |          | %     | 20        |
|                    |            |                 | Total Lead (Pb)       | 2023/09/06    | 3.4   |          | %     | 20        |
|                    |            |                 | Total Magnesium (Mg)  | 2023/09/06    | 3.9   |          | %     | 20        |
|                    |            |                 | Total Manganese (Mn)  | 2023/09/06    | 3.6   |          | %     | 20        |
|                    |            |                 | Total Molybdenum (Mo) | 2023/09/06    | NC    |          | %     | 20        |
|                    |            |                 | Total Nickel (Ni)     | 2023/09/06    | NC    |          | %     | 20        |
|                    |            |                 | Total Phosphorus (P)  | 2023/09/06    | 2.8   |          | %     | 20        |
|                    |            |                 | Total Potassium (K)   | 2023/09/06    | 4.6   |          | %     | 20        |
|                    |            |                 | Total Selenium (Se)   | 2023/09/06    | NC    |          | %     | 20        |
|                    |            |                 | Total Silver (Ag)     | 2023/09/06    | NC    |          | %     | 20        |
|                    |            |                 | Total Sodium (Na)     | 2023/09/06    | 0.98  |          | %     | 20        |
|                    |            |                 | Total Strontium (Sr)  | 2023/09/06    | 3.5   |          | %     | 20        |
|                    |            |                 | Total Thallium (Tl)   | 2023/09/06    | NC    |          | %     | 20        |
|                    |            |                 | Total Tin (Sn)        | 2023/09/06    | NC    |          | %     | 20        |
|                    |            |                 | Total Titanium (Ti)   | 2023/09/06    | NC    |          | %     | 20        |
|                    |            |                 | Total Uranium (U)     | 2023/09/06    | NC    |          | %     | 20        |
| Total Vanadium (V) | 2023/09/06 | NC              |                       | %             | 20    |          |       |           |
| Total Zinc (Zn)    | 2023/09/06 | 5.0             |                       | %             | 20    |          |       |           |

Duplicate: Paired analysis of a separate portion of the same sample. Used to evaluate the variance in the measurement.

Matrix Spike: A sample to which a known amount of the analyte of interest has been added. Used to evaluate sample matrix interference.

Spiked Blank: A blank matrix sample to which a known amount of the analyte, usually from a second source, has been added. Used to evaluate method accuracy.

Method Blank: A blank matrix containing all reagents used in the analytical procedure. Used to identify laboratory contamination.

NC (Matrix Spike): The recovery in the matrix spike was not calculated. The relative difference between the concentration in the parent sample and the spike amount was too small to permit a reliable recovery calculation (matrix spike concentration was less than the native sample concentration)

NC (Duplicate RPD): The duplicate RPD was not calculated. The concentration in the sample and/or duplicate was too low to permit a reliable RPD calculation (absolute difference <= 2x RDL).



BUREAU  
VERITAS

Bureau Veritas Job #: C3M4055  
Report Date: 2023/09/07

Dillon Consulting Limited  
Client Project #: 223723  
Site Location: LAKE ENON  
Sampler Initials: JM

### VALIDATION SIGNATURE PAGE

The analytical data and all QC contained in this report were reviewed and validated by:

Colleen Acker, B.Sc, Scientific Service Specialist



Bureau Veritas Proprietary Software  
Logiciel Propriétaire de Bureau Veritas

Automated Statchk

---

Bureau Veritas has procedures in place to guard against improper use of the electronic signature and have the required "signatories", as per ISO/IEC 17025, signing the reports. For Service Group specific validation, please refer to the Validation Signatures page if included, otherwise available by request. For Department specific Analyst/Supervisor validation names, please refer to the Test Summary section if included, otherwise available by request. This report is authorized by {0}, {1} responsible for {2} {3} laboratory operations.



Your Project #: 22-3723  
 Site#: LAKE ENON-SED  
 Site Location: LAKE ENON-SED

**Attention: Nadine Wambolt**

Dillon Consulting Limited  
 275 Charlotte St  
 Sydney, NS  
 CANADA B1P 1C6

**Report Date: 2023/09/07**  
 Report #: R7800349  
 Version: 1 - Final

**CERTIFICATE OF ANALYSIS**

**BUREAU VERITAS JOB #: C3P5221**

**Received: 2023/08/22, 15:56**

Sample Matrix: Soil  
 # Samples Received: 3

| Analyses                           | Quantity | Date       | Date       | Laboratory Method | Analytical Method |
|------------------------------------|----------|------------|------------|-------------------|-------------------|
|                                    |          | Extracted  | Analyzed   |                   |                   |
| Metals Solids Acid Extr. ICPMS (1) | 1        | 2023/08/31 | 2023/09/01 | ATL SOP 00058     | EPA 6020B R2 m    |
| Metals Solids Acid Extr. ICPMS (1) | 1        | 2023/08/31 | 2023/09/05 | ATL SOP 00058     | EPA 6020B R2 m    |
| Metals Solids Acid Extr. ICPMS (1) | 1        | 2023/09/05 | 2023/09/06 | ATL SOP 00058     | EPA 6020B R2 m    |

**Remarks:**

Bureau Veritas is accredited to ISO/IEC 17025 for specific parameters on scopes of accreditation. Unless otherwise noted, procedures used by Bureau Veritas are based upon recognized Provincial, Federal or US method compendia such as CCME, MELCCFP, EPA, APHA.

All work recorded herein has been done in accordance with procedures and practices ordinarily exercised by professionals in Bureau Veritas' profession using accepted testing methodologies, quality assurance and quality control procedures (except where otherwise agreed by the client and Bureau Veritas in writing). All data is in statistical control and has met quality control and method performance criteria unless otherwise noted. All method blanks are reported; unless indicated otherwise, associated sample data are not blank corrected. Where applicable, unless otherwise noted, Measurement Uncertainty has not been accounted for when stating conformity to the referenced standard.

Bureau Veritas liability is limited to the actual cost of the requested analyses, unless otherwise agreed in writing. There is no other warranty expressed or implied. Bureau Veritas has been retained to provide analysis of samples provided by the Client using the testing methodology referenced in this report. Interpretation and use of test results are the sole responsibility of the Client and are not within the scope of services provided by Bureau Veritas, unless otherwise agreed in writing. Bureau Veritas is not responsible for the accuracy or any data impacts, that result from the information provided by the customer or their agent.

Solid sample results, except biota, are based on dry weight unless otherwise indicated. Organic analyses are not recovery corrected except for isotope dilution methods.

Results relate to samples tested. When sampling is not conducted by Bureau Veritas, results relate to the supplied samples tested.

This Certificate shall not be reproduced except in full, without the written approval of the laboratory.

Reference Method suffix "m" indicates test methods incorporate validated modifications from specific reference methods to improve performance.

\* RPDs calculated using raw data. The rounding of final results may result in the apparent difference.

(1) This test was performed by Bureau Veritas Bedford, 200 Bluewater Rd Suite 105, Bedford, NS, B4B 1G9



Your Project #: 22-3723  
Site#: LAKE ENON-SED  
Site Location: LAKE ENON-SED

**Attention: Nadine Wambolt**

Dillon Consulting Limited  
275 Charlotte St  
Sydney, NS  
CANADA B1P 1C6

**Report Date: 2023/09/07**  
Report #: R7800349  
Version: 1 - Final

**CERTIFICATE OF ANALYSIS**

**BUREAU VERITAS JOB #: C3P5221**

**Received: 2023/08/22, 15:56**

Encryption Key



**AUTHORIZED REPORT  
RAPPORT AUTORISÉ**

Bureau Veritas  
07 Sep 2023 13:54:05

Please direct all questions regarding this Certificate of Analysis to:  
Natalie MacAskill, Key Account Specialist  
Email: Natalie.MacAskill@bureauveritas.com  
Phone# (902)567-1255 Ext:17

=====  
This report has been generated and distributed using a secure automated process.  
Bureau Veritas has procedures in place to guard against improper use of the electronic signature and have the required "signatories", as per ISO/IEC 17025, signing the reports.  
For Service Group specific validation, please refer to the Validation Signatures page if included, otherwise available by request. For Department specific Analyst/Supervisor validation names, please refer to the Test Summary section if included, otherwise available by request. This report is authorized by Kathy (Keeping) Martin, Laboratory Manager responsible for Nova Scotia Environmental laboratory operations.



BUREAU  
VERITAS

Bureau Veritas Job #: C3P5221  
Report Date: 2023/09/07

Dillon Consulting Limited  
Client Project #: 22-3723  
Site Location: LAKE ENON-SED  
Sampler Initials: JM

### ELEMENTS BY ATOMIC SPECTROSCOPY (SOIL)

| Bureau Veritas ID  |       | WTM632              |          | WTM634              |          | WTM635              |      |          |
|--|-------|---------------------|----------|---------------------|----------|---------------------|------|----------|
| Sampling Date  |       | 2023/07/04<br>12:18 |          | 2023/07/04<br>11:42 |          | 2023/07/04<br>10:05 |      |          |
|  | UNITS | WHC438 -<br>SED13   | QC Batch | WHC446 - SED<br>21  | QC Batch | WHC447 - SED<br>22  | RDL  | QC Batch |
| <b>Metals</b>  |       |                     |          |                     |          |                     |      |          |
| Acid Extractable Aluminum (Al)                                       | mg/kg | 7000                | 8888773  | 19000               | 8895970  | 23000               | 10   | 8888773  |
| Acid Extractable Antimony (Sb)                                       | mg/kg | <2.0                | 8888773  | <2.0                | 8895970  | <2.0                | 2.0  | 8888773  |
| Acid Extractable Arsenic (As)  | mg/kg | 4.3                 | 8888773  | 5.0                 | 8895970  | 7.2                 | 2.0  | 8888773  |
| Acid Extractable Barium (Ba)   | mg/kg | 700                 | 8888773  | 440                 | 8895970  | 450                 | 5.0  | 8888773  |
| Acid Extractable Beryllium (Be)                                      | mg/kg | <1.0                | 8888773  | 1.1                 | 8895970  | 1.3                 | 1.0  | 8888773  |
| Acid Extractable Bismuth (Bi)  | mg/kg | <2.0                | 8888773  | <2.0                | 8895970  | <2.0                | 2.0  | 8888773  |
| Acid Extractable Boron (B)   | mg/kg | <50                 | 8888773  | <50                 | 8895970  | <50                 | 50   | 8888773  |
| Acid Extractable Cadmium (Cd)  | mg/kg | 1.4                 | 8888773  | 4.2                 | 8895970  | 5.3                 | 0.30 | 8888773  |
| Acid Extractable Chromium (Cr)                                       | mg/kg | 12                  | 8888773  | 18                  | 8895970  | 25                  | 2.0  | 8888773  |
| Acid Extractable Cobalt (Co)   | mg/kg | 7.0                 | 8888773  | 9.4                 | 8895970  | 11                  | 1.0  | 8888773  |
| Acid Extractable Copper (Cu)   | mg/kg | 4.4                 | 8888773  | 20                  | 8895970  | 25                  | 2.0  | 8888773  |
| Acid Extractable Iron (Fe)   | mg/kg | 15000               | 8888773  | 20000               | 8895970  | 26000               | 50   | 8888773  |
| Acid Extractable Lead (Pb)   | mg/kg | 60                  | 8888773  | 250                 | 8895970  | 290                 | 0.50 | 8888773  |
| Acid Extractable Lithium (Li)  | mg/kg | 13                  | 8888773  | 28                  | 8895970  | 37                  | 2.0  | 8888773  |
| Acid Extractable Manganese (Mn)                                      | mg/kg | 5500                | 8888773  | 1100                | 8895970  | 1400                | 2.0  | 8888773  |
| Acid Extractable Mercury (Hg)  | mg/kg | <0.10               | 8888773  | 0.18                | 8895970  | 0.19                | 0.10 | 8888773  |
| Acid Extractable Molybdenum (Mo)                                     | mg/kg | <2.0                | 8888773  | <2.0                | 8895970  | 2.4                 | 2.0  | 8888773  |
| Acid Extractable Nickel (Ni)   | mg/kg | 8.6                 | 8888773  | 20                  | 8895970  | 24                  | 2.0  | 8888773  |
| Acid Extractable Rubidium (Rb)                                       | mg/kg | 4.1                 | 8888773  | 14                  | 8895970  | 17                  | 2.0  | 8888773  |
| Acid Extractable Selenium (Se)                                       | mg/kg | <0.50               | 8888773  | 1.3                 | 8895970  | 1.6                 | 0.50 | 8888773  |
| Acid Extractable Silver (Ag)   | mg/kg | <0.50               | 8888773  | 0.79                | 8895970  | 1.0                 | 0.50 | 8888773  |
| Acid Extractable Strontium (Sr)                                      | mg/kg | 120                 | 8888773  | 400                 | 8895970  | 520                 | 5.0  | 8888773  |
| Acid Extractable Thallium (Tl)                                       | mg/kg | 0.13                | 8888773  | 0.32                | 8895970  | 0.38                | 0.10 | 8888773  |
| Acid Extractable Tin (Sn)  | mg/kg | <1.0                | 8888773  | 1.4                 | 8895970  | 1.6                 | 1.0  | 8888773  |
| Acid Extractable Uranium (U)   | mg/kg | 0.61                | 8888773  | 3.6                 | 8895970  | 3.9                 | 0.10 | 8888773  |
| Acid Extractable Vanadium (V)  | mg/kg | 22                  | 8888773  | 32                  | 8895970  | 40                  | 2.0  | 8888773  |
| Acid Extractable Zinc (Zn)   | mg/kg | 210                 | 8888773  | 570                 | 8895970  | 690                 | 5.0  | 8888773  |
| RDL = Reportable Detection Limit<br>QC Batch = Quality Control Batch |       |                     |          |                     |          |                     |      |          |



**BUREAU  
VERITAS**

Bureau Veritas Job #: C3P5221  
Report Date: 2023/09/07

Dillon Consulting Limited  
Client Project #: 22-3723  
Site Location: LAKE ENON-SED  
Sampler Initials: JM

### GENERAL COMMENTS

Sample WTM634 [WHC446 - SED 21 ] : Mercury analyzed past recommended hold time.

**Results relate only to the items tested.**



BUREAU  
VERITAS

Bureau Veritas Job #: C3P5221  
Report Date: 2023/09/07

Dillon Consulting Limited  
Client Project #: 22-3723  
Site Location: LAKE ENON-SED  
Sampler Initials: JM

### QUALITY ASSURANCE REPORT

| QA/QC                      |            |              |                                  |               |          |          |       |           |  |
|----------------------------|------------|--------------|----------------------------------|---------------|----------|----------|-------|-----------|--|
| Batch                      | Init       | QC Type      | Parameter                        | Date Analyzed | Value    | Recovery | UNITS | QC Limits |  |
| 8888773                    | MTZ        | Matrix Spike | Acid Extractable Antimony (Sb)   | 2023/09/01    |          | 96       | %     | 75 - 125  |  |
|                            |            |              | Acid Extractable Arsenic (As)    | 2023/09/01    |          | 99       | %     | 75 - 125  |  |
|                            |            |              | Acid Extractable Barium (Ba)     | 2023/09/01    |          | 102      | %     | 75 - 125  |  |
|                            |            |              | Acid Extractable Beryllium (Be)  | 2023/09/01    |          | 101      | %     | 75 - 125  |  |
|                            |            |              | Acid Extractable Bismuth (Bi)    | 2023/09/01    |          | 99       | %     | 75 - 125  |  |
|                            |            |              | Acid Extractable Boron (B)       | 2023/09/01    |          | 99       | %     | 75 - 125  |  |
|                            |            |              | Acid Extractable Cadmium (Cd)    | 2023/09/01    |          | 99       | %     | 75 - 125  |  |
|                            |            |              | Acid Extractable Chromium (Cr)   | 2023/09/01    |          | 102      | %     | 75 - 125  |  |
|                            |            |              | Acid Extractable Cobalt (Co)     | 2023/09/01    |          | 100      | %     | 75 - 125  |  |
|                            |            |              | Acid Extractable Copper (Cu)     | 2023/09/01    |          | 100      | %     | 75 - 125  |  |
|                            |            |              | Acid Extractable Lead (Pb)       | 2023/09/01    |          | 97       | %     | 75 - 125  |  |
|                            |            |              | Acid Extractable Lithium (Li)    | 2023/09/01    |          | 105      | %     | 75 - 125  |  |
|                            |            |              | Acid Extractable Manganese (Mn)  | 2023/09/01    |          | NC       | %     | 75 - 125  |  |
|                            |            |              | Acid Extractable Mercury (Hg)    | 2023/09/01    |          | 87       | %     | 75 - 125  |  |
|                            |            |              | Acid Extractable Molybdenum (Mo) | 2023/09/01    |          | 99       | %     | 75 - 125  |  |
|                            |            |              | Acid Extractable Nickel (Ni)     | 2023/09/01    |          | 103      | %     | 75 - 125  |  |
|                            |            |              | Acid Extractable Rubidium (Rb)   | 2023/09/01    |          | 96       | %     | 75 - 125  |  |
|                            |            |              | Acid Extractable Selenium (Se)   | 2023/09/01    |          | 102      | %     | 75 - 125  |  |
|                            |            |              | Acid Extractable Silver (Ag)     | 2023/09/01    |          | 99       | %     | 75 - 125  |  |
|                            |            |              | Acid Extractable Strontium (Sr)  | 2023/09/01    |          | 99       | %     | 75 - 125  |  |
|                            |            |              | Acid Extractable Thallium (Tl)   | 2023/09/01    |          | 100      | %     | 75 - 125  |  |
|                            |            |              | Acid Extractable Tin (Sn)        | 2023/09/01    |          | 94       | %     | 75 - 125  |  |
|                            |            |              | Acid Extractable Uranium (U)     | 2023/09/01    |          | 93       | %     | 75 - 125  |  |
|                            |            |              | Acid Extractable Vanadium (V)    | 2023/09/01    |          | 104      | %     | 75 - 125  |  |
| Acid Extractable Zinc (Zn) | 2023/09/01 |              | 103                              | %             | 75 - 125 |          |       |           |  |
| 8888773                    | MTZ        | Spiked Blank | Acid Extractable Antimony (Sb)   | 2023/09/01    |          | 100      | %     | 75 - 125  |  |
|                            |            |              | Acid Extractable Arsenic (As)    | 2023/09/01    |          | 98       | %     | 75 - 125  |  |
|                            |            |              | Acid Extractable Barium (Ba)     | 2023/09/01    |          | 99       | %     | 75 - 125  |  |
|                            |            |              | Acid Extractable Beryllium (Be)  | 2023/09/01    |          | 98       | %     | 75 - 125  |  |
|                            |            |              | Acid Extractable Bismuth (Bi)    | 2023/09/01    |          | 96       | %     | 75 - 125  |  |
|                            |            |              | Acid Extractable Boron (B)       | 2023/09/01    |          | 100      | %     | 75 - 125  |  |
|                            |            |              | Acid Extractable Cadmium (Cd)    | 2023/09/01    |          | 97       | %     | 75 - 125  |  |
|                            |            |              | Acid Extractable Chromium (Cr)   | 2023/09/01    |          | 98       | %     | 75 - 125  |  |
|                            |            |              | Acid Extractable Cobalt (Co)     | 2023/09/01    |          | 96       | %     | 75 - 125  |  |
|                            |            |              | Acid Extractable Copper (Cu)     | 2023/09/01    |          | 95       | %     | 75 - 125  |  |
|                            |            |              | Acid Extractable Lead (Pb)       | 2023/09/01    |          | 95       | %     | 75 - 125  |  |
|                            |            |              | Acid Extractable Lithium (Li)    | 2023/09/01    |          | 101      | %     | 75 - 125  |  |
|                            |            |              | Acid Extractable Manganese (Mn)  | 2023/09/01    |          | 101      | %     | 75 - 125  |  |
|                            |            |              | Acid Extractable Mercury (Hg)    | 2023/09/01    |          | 99       | %     | 75 - 125  |  |
|                            |            |              | Acid Extractable Molybdenum (Mo) | 2023/09/01    |          | 106      | %     | 75 - 125  |  |
|                            |            |              | Acid Extractable Nickel (Ni)     | 2023/09/01    |          | 97       | %     | 75 - 125  |  |
|                            |            |              | Acid Extractable Rubidium (Rb)   | 2023/09/01    |          | 95       | %     | 75 - 125  |  |
|                            |            |              | Acid Extractable Selenium (Se)   | 2023/09/01    |          | 100      | %     | 75 - 125  |  |
|                            |            |              | Acid Extractable Silver (Ag)     | 2023/09/01    |          | 96       | %     | 75 - 125  |  |
|                            |            |              | Acid Extractable Strontium (Sr)  | 2023/09/01    |          | 94       | %     | 75 - 125  |  |
|                            |            |              | Acid Extractable Thallium (Tl)   | 2023/09/01    |          | 98       | %     | 75 - 125  |  |
|                            |            |              | Acid Extractable Tin (Sn)        | 2023/09/01    |          | 98       | %     | 75 - 125  |  |
|                            |            |              | Acid Extractable Uranium (U)     | 2023/09/01    |          | 91       | %     | 75 - 125  |  |
|                            |            |              | Acid Extractable Vanadium (V)    | 2023/09/01    |          | 99       | %     | 75 - 125  |  |
| Acid Extractable Zinc (Zn) | 2023/09/01 |              | 98                               | %             | 75 - 125 |          |       |           |  |
| 8888773                    | MTZ        | Method Blank | Acid Extractable Aluminum (Al)   | 2023/09/01    | <10      |          | mg/kg |           |  |
|                            |            |              | Acid Extractable Antimony (Sb)   | 2023/09/01    | <2.0     |          | mg/kg |           |  |
|                            |            |              | Acid Extractable Arsenic (As)    | 2023/09/01    | <2.0     |          | mg/kg |           |  |



BUREAU  
VERITAS

Bureau Veritas Job #: C3P5221  
Report Date: 2023/09/07

Dillon Consulting Limited  
Client Project #: 22-3723  
Site Location: LAKE ENON-SED  
Sampler Initials: JM

### QUALITY ASSURANCE REPORT(CONT'D)

| QA/QC<br>Batch | Init | QC Type      | Parameter                        | Date Analyzed | Value | Recovery | UNITS | QC Limits |
|----------------|------|--------------|----------------------------------|---------------|-------|----------|-------|-----------|
|                |      |              | Acid Extractable Barium (Ba)     | 2023/09/01    | <5.0  |          | mg/kg |           |
|                |      |              | Acid Extractable Beryllium (Be)  | 2023/09/01    | <1.0  |          | mg/kg |           |
|                |      |              | Acid Extractable Bismuth (Bi)    | 2023/09/01    | <2.0  |          | mg/kg |           |
|                |      |              | Acid Extractable Boron (B)       | 2023/09/01    | <50   |          | mg/kg |           |
|                |      |              | Acid Extractable Cadmium (Cd)    | 2023/09/01    | <0.30 |          | mg/kg |           |
|                |      |              | Acid Extractable Chromium (Cr)   | 2023/09/01    | <2.0  |          | mg/kg |           |
|                |      |              | Acid Extractable Cobalt (Co)     | 2023/09/01    | <1.0  |          | mg/kg |           |
|                |      |              | Acid Extractable Copper (Cu)     | 2023/09/01    | <2.0  |          | mg/kg |           |
|                |      |              | Acid Extractable Iron (Fe)       | 2023/09/01    | <50   |          | mg/kg |           |
|                |      |              | Acid Extractable Lead (Pb)       | 2023/09/01    | <0.50 |          | mg/kg |           |
|                |      |              | Acid Extractable Lithium (Li)    | 2023/09/01    | <2.0  |          | mg/kg |           |
|                |      |              | Acid Extractable Manganese (Mn)  | 2023/09/01    | <2.0  |          | mg/kg |           |
|                |      |              | Acid Extractable Mercury (Hg)    | 2023/09/01    | <0.10 |          | mg/kg |           |
|                |      |              | Acid Extractable Molybdenum (Mo) | 2023/09/01    | <2.0  |          | mg/kg |           |
|                |      |              | Acid Extractable Nickel (Ni)     | 2023/09/01    | <2.0  |          | mg/kg |           |
|                |      |              | Acid Extractable Rubidium (Rb)   | 2023/09/01    | <2.0  |          | mg/kg |           |
|                |      |              | Acid Extractable Selenium (Se)   | 2023/09/01    | <0.50 |          | mg/kg |           |
|                |      |              | Acid Extractable Silver (Ag)     | 2023/09/01    | <0.50 |          | mg/kg |           |
|                |      |              | Acid Extractable Strontium (Sr)  | 2023/09/01    | <5.0  |          | mg/kg |           |
|                |      |              | Acid Extractable Thallium (Tl)   | 2023/09/01    | <0.10 |          | mg/kg |           |
|                |      |              | Acid Extractable Tin (Sn)        | 2023/09/01    | <1.0  |          | mg/kg |           |
|                |      |              | Acid Extractable Uranium (U)     | 2023/09/01    | <0.10 |          | mg/kg |           |
|                |      |              | Acid Extractable Vanadium (V)    | 2023/09/01    | <2.0  |          | mg/kg |           |
|                |      |              | Acid Extractable Zinc (Zn)       | 2023/09/01    | <5.0  |          | mg/kg |           |
| 8888773        | MTZ  | RPD          | Acid Extractable Aluminum (Al)   | 2023/09/01    | 4.2   |          | %     | 35        |
|                |      |              | Acid Extractable Antimony (Sb)   | 2023/09/01    | NC    |          | %     | 35        |
|                |      |              | Acid Extractable Arsenic (As)    | 2023/09/01    | 3.2   |          | %     | 35        |
|                |      |              | Acid Extractable Barium (Ba)     | 2023/09/01    | 3.7   |          | %     | 35        |
|                |      |              | Acid Extractable Beryllium (Be)  | 2023/09/01    | NC    |          | %     | 35        |
|                |      |              | Acid Extractable Bismuth (Bi)    | 2023/09/01    | NC    |          | %     | 35        |
|                |      |              | Acid Extractable Boron (B)       | 2023/09/01    | NC    |          | %     | 35        |
|                |      |              | Acid Extractable Cadmium (Cd)    | 2023/09/01    | NC    |          | %     | 35        |
|                |      |              | Acid Extractable Chromium (Cr)   | 2023/09/01    | 0.11  |          | %     | 35        |
|                |      |              | Acid Extractable Cobalt (Co)     | 2023/09/01    | 0.74  |          | %     | 35        |
|                |      |              | Acid Extractable Copper (Cu)     | 2023/09/01    | 7.6   |          | %     | 35        |
|                |      |              | Acid Extractable Iron (Fe)       | 2023/09/01    | 0.47  |          | %     | 35        |
|                |      |              | Acid Extractable Lead (Pb)       | 2023/09/01    | 2.0   |          | %     | 35        |
|                |      |              | Acid Extractable Lithium (Li)    | 2023/09/01    | 3.4   |          | %     | 35        |
|                |      |              | Acid Extractable Manganese (Mn)  | 2023/09/01    | 0.16  |          | %     | 35        |
|                |      |              | Acid Extractable Mercury (Hg)    | 2023/09/01    | NC    |          | %     | 35        |
|                |      |              | Acid Extractable Molybdenum (Mo) | 2023/09/01    | NC    |          | %     | 35        |
|                |      |              | Acid Extractable Nickel (Ni)     | 2023/09/01    | 1.6   |          | %     | 35        |
|                |      |              | Acid Extractable Rubidium (Rb)   | 2023/09/01    | 10    |          | %     | 35        |
|                |      |              | Acid Extractable Selenium (Se)   | 2023/09/01    | NC    |          | %     | 35        |
|                |      |              | Acid Extractable Silver (Ag)     | 2023/09/01    | NC    |          | %     | 35        |
|                |      |              | Acid Extractable Strontium (Sr)  | 2023/09/01    | NC    |          | %     | 35        |
|                |      |              | Acid Extractable Thallium (Tl)   | 2023/09/01    | NC    |          | %     | 35        |
|                |      |              | Acid Extractable Tin (Sn)        | 2023/09/01    | NC    |          | %     | 35        |
|                |      |              | Acid Extractable Uranium (U)     | 2023/09/01    | 5.3   |          | %     | 35        |
|                |      |              | Acid Extractable Vanadium (V)    | 2023/09/01    | 2.0   |          | %     | 35        |
|                |      |              | Acid Extractable Zinc (Zn)       | 2023/09/01    | 6.5   |          | %     | 35        |
| 8895970        | MTZ  | Matrix Spike | Acid Extractable Antimony (Sb)   | 2023/09/06    |       | 101      | %     | 75 - 125  |
|                |      |              | Acid Extractable Arsenic (As)    | 2023/09/06    |       | 96       | %     | 75 - 125  |



BUREAU  
VERITAS

Bureau Veritas Job #: C3P5221  
Report Date: 2023/09/07

Dillon Consulting Limited  
Client Project #: 22-3723  
Site Location: LAKE ENON-SED  
Sampler Initials: JM

### QUALITY ASSURANCE REPORT(CONT'D)

| QA/QC<br>Batch | Init | QC Type      | Parameter                        | Date Analyzed | Value | Recovery | UNITS | QC Limits |
|----------------|------|--------------|----------------------------------|---------------|-------|----------|-------|-----------|
|                |      |              | Acid Extractable Barium (Ba)     | 2023/09/06    |       | 100      | %     | 75 - 125  |
|                |      |              | Acid Extractable Beryllium (Be)  | 2023/09/06    |       | 104      | %     | 75 - 125  |
|                |      |              | Acid Extractable Bismuth (Bi)    | 2023/09/06    |       | 101      | %     | 75 - 125  |
|                |      |              | Acid Extractable Boron (B)       | 2023/09/06    |       | 93       | %     | 75 - 125  |
|                |      |              | Acid Extractable Cadmium (Cd)    | 2023/09/06    |       | 105      | %     | 75 - 125  |
|                |      |              | Acid Extractable Chromium (Cr)   | 2023/09/06    |       | 104      | %     | 75 - 125  |
|                |      |              | Acid Extractable Cobalt (Co)     | 2023/09/06    |       | 104      | %     | 75 - 125  |
|                |      |              | Acid Extractable Copper (Cu)     | 2023/09/06    |       | 103      | %     | 75 - 125  |
|                |      |              | Acid Extractable Lead (Pb)       | 2023/09/06    |       | 103      | %     | 75 - 125  |
|                |      |              | Acid Extractable Lithium (Li)    | 2023/09/06    |       | 108      | %     | 75 - 125  |
|                |      |              | Acid Extractable Manganese (Mn)  | 2023/09/06    |       | NC       | %     | 75 - 125  |
|                |      |              | Acid Extractable Mercury (Hg)    | 2023/09/06    |       | 98       | %     | 75 - 125  |
|                |      |              | Acid Extractable Molybdenum (Mo) | 2023/09/06    |       | 105      | %     | 75 - 125  |
|                |      |              | Acid Extractable Nickel (Ni)     | 2023/09/06    |       | 106      | %     | 75 - 125  |
|                |      |              | Acid Extractable Rubidium (Rb)   | 2023/09/06    |       | 99       | %     | 75 - 125  |
|                |      |              | Acid Extractable Selenium (Se)   | 2023/09/06    |       | 106      | %     | 75 - 125  |
|                |      |              | Acid Extractable Silver (Ag)     | 2023/09/06    |       | 102      | %     | 75 - 125  |
|                |      |              | Acid Extractable Strontium (Sr)  | 2023/09/06    |       | 102      | %     | 75 - 125  |
|                |      |              | Acid Extractable Thallium (Tl)   | 2023/09/06    |       | 107      | %     | 75 - 125  |
|                |      |              | Acid Extractable Tin (Sn)        | 2023/09/06    |       | 107      | %     | 75 - 125  |
|                |      |              | Acid Extractable Uranium (U)     | 2023/09/06    |       | 106      | %     | 75 - 125  |
|                |      |              | Acid Extractable Vanadium (V)    | 2023/09/06    |       | 104      | %     | 75 - 125  |
|                |      |              | Acid Extractable Zinc (Zn)       | 2023/09/06    |       | 109      | %     | 75 - 125  |
| 8895970        | MTZ  | Spiked Blank | Acid Extractable Antimony (Sb)   | 2023/09/06    |       | 110      | %     | 75 - 125  |
|                |      |              | Acid Extractable Arsenic (As)    | 2023/09/06    |       | 104      | %     | 75 - 125  |
|                |      |              | Acid Extractable Barium (Ba)     | 2023/09/06    |       | 103      | %     | 75 - 125  |
|                |      |              | Acid Extractable Beryllium (Be)  | 2023/09/06    |       | 103      | %     | 75 - 125  |
|                |      |              | Acid Extractable Bismuth (Bi)    | 2023/09/06    |       | 105      | %     | 75 - 125  |
|                |      |              | Acid Extractable Boron (B)       | 2023/09/06    |       | 105      | %     | 75 - 125  |
|                |      |              | Acid Extractable Cadmium (Cd)    | 2023/09/06    |       | 104      | %     | 75 - 125  |
|                |      |              | Acid Extractable Chromium (Cr)   | 2023/09/06    |       | 103      | %     | 75 - 125  |
|                |      |              | Acid Extractable Cobalt (Co)     | 2023/09/06    |       | 102      | %     | 75 - 125  |
|                |      |              | Acid Extractable Copper (Cu)     | 2023/09/06    |       | 102      | %     | 75 - 125  |
|                |      |              | Acid Extractable Lead (Pb)       | 2023/09/06    |       | 104      | %     | 75 - 125  |
|                |      |              | Acid Extractable Lithium (Li)    | 2023/09/06    |       | 105      | %     | 75 - 125  |
|                |      |              | Acid Extractable Manganese (Mn)  | 2023/09/06    |       | 104      | %     | 75 - 125  |
|                |      |              | Acid Extractable Mercury (Hg)    | 2023/09/06    |       | 102      | %     | 75 - 125  |
|                |      |              | Acid Extractable Molybdenum (Mo) | 2023/09/06    |       | 107      | %     | 75 - 125  |
|                |      |              | Acid Extractable Nickel (Ni)     | 2023/09/06    |       | 105      | %     | 75 - 125  |
|                |      |              | Acid Extractable Rubidium (Rb)   | 2023/09/06    |       | 101      | %     | 75 - 125  |
|                |      |              | Acid Extractable Selenium (Se)   | 2023/09/06    |       | 106      | %     | 75 - 125  |
|                |      |              | Acid Extractable Silver (Ag)     | 2023/09/06    |       | 104      | %     | 75 - 125  |
|                |      |              | Acid Extractable Strontium (Sr)  | 2023/09/06    |       | 102      | %     | 75 - 125  |
|                |      |              | Acid Extractable Thallium (Tl)   | 2023/09/06    |       | 106      | %     | 75 - 125  |
|                |      |              | Acid Extractable Tin (Sn)        | 2023/09/06    |       | 106      | %     | 75 - 125  |
|                |      |              | Acid Extractable Uranium (U)     | 2023/09/06    |       | 106      | %     | 75 - 125  |
|                |      |              | Acid Extractable Vanadium (V)    | 2023/09/06    |       | 104      | %     | 75 - 125  |
|                |      |              | Acid Extractable Zinc (Zn)       | 2023/09/06    |       | 104      | %     | 75 - 125  |
| 8895970        | MTZ  | Method Blank | Acid Extractable Aluminum (Al)   | 2023/09/06    | <1.0  |          | mg/kg |           |
|                |      |              | Acid Extractable Antimony (Sb)   | 2023/09/06    | <2.0  |          | mg/kg |           |
|                |      |              | Acid Extractable Arsenic (As)    | 2023/09/06    | <2.0  |          | mg/kg |           |
|                |      |              | Acid Extractable Barium (Ba)     | 2023/09/06    | <5.0  |          | mg/kg |           |
|                |      |              | Acid Extractable Beryllium (Be)  | 2023/09/06    | <1.0  |          | mg/kg |           |



BUREAU  
VERITAS

Bureau Veritas Job #: C3P5221  
Report Date: 2023/09/07

Dillon Consulting Limited  
Client Project #: 22-3723  
Site Location: LAKE ENON-SED  
Sampler Initials: JM

### QUALITY ASSURANCE REPORT(CONT'D)

| QA/QC<br>Batch | Init | QC Type | Parameter                        | Date Analyzed | Value   | Recovery | UNITS | QC Limits |
|----------------|------|---------|----------------------------------|---------------|---------|----------|-------|-----------|
|                |      |         | Acid Extractable Bismuth (Bi)    | 2023/09/06    | <2.0    |          | mg/kg |           |
|                |      |         | Acid Extractable Boron (B)       | 2023/09/06    | <50     |          | mg/kg |           |
|                |      |         | Acid Extractable Cadmium (Cd)    | 2023/09/06    | <0.30   |          | mg/kg |           |
|                |      |         | Acid Extractable Chromium (Cr)   | 2023/09/06    | <2.0    |          | mg/kg |           |
|                |      |         | Acid Extractable Cobalt (Co)     | 2023/09/06    | <1.0    |          | mg/kg |           |
|                |      |         | Acid Extractable Copper (Cu)     | 2023/09/06    | <2.0    |          | mg/kg |           |
|                |      |         | Acid Extractable Iron (Fe)       | 2023/09/06    | <50     |          | mg/kg |           |
|                |      |         | Acid Extractable Lead (Pb)       | 2023/09/06    | <0.50   |          | mg/kg |           |
|                |      |         | Acid Extractable Lithium (Li)    | 2023/09/06    | <2.0    |          | mg/kg |           |
|                |      |         | Acid Extractable Manganese (Mn)  | 2023/09/06    | <2.0    |          | mg/kg |           |
|                |      |         | Acid Extractable Mercury (Hg)    | 2023/09/06    | <0.10   |          | mg/kg |           |
|                |      |         | Acid Extractable Molybdenum (Mo) | 2023/09/06    | <2.0    |          | mg/kg |           |
|                |      |         | Acid Extractable Nickel (Ni)     | 2023/09/06    | <2.0    |          | mg/kg |           |
|                |      |         | Acid Extractable Rubidium (Rb)   | 2023/09/06    | <2.0    |          | mg/kg |           |
|                |      |         | Acid Extractable Selenium (Se)   | 2023/09/06    | <0.50   |          | mg/kg |           |
|                |      |         | Acid Extractable Silver (Ag)     | 2023/09/06    | <0.50   |          | mg/kg |           |
|                |      |         | Acid Extractable Strontium (Sr)  | 2023/09/06    | <5.0    |          | mg/kg |           |
|                |      |         | Acid Extractable Thallium (Tl)   | 2023/09/06    | <0.10   |          | mg/kg |           |
|                |      |         | Acid Extractable Tin (Sn)        | 2023/09/06    | <1.0    |          | mg/kg |           |
|                |      |         | Acid Extractable Uranium (U)     | 2023/09/06    | <0.10   |          | mg/kg |           |
|                |      |         | Acid Extractable Vanadium (V)    | 2023/09/06    | <2.0    |          | mg/kg |           |
|                |      |         | Acid Extractable Zinc (Zn)       | 2023/09/06    | <5.0    |          | mg/kg |           |
| 8895970        | MTZ  | RPD     | Acid Extractable Aluminum (Al)   | 2023/09/06    | 1.9     |          | %     | 35        |
|                |      |         | Acid Extractable Antimony (Sb)   | 2023/09/06    | 25      |          | %     | 35        |
|                |      |         | Acid Extractable Arsenic (As)    | 2023/09/06    | 16      |          | %     | 35        |
|                |      |         | Acid Extractable Barium (Ba)     | 2023/09/06    | 13      |          | %     | 35        |
|                |      |         | Acid Extractable Beryllium (Be)  | 2023/09/06    | NC      |          | %     | 35        |
|                |      |         | Acid Extractable Bismuth (Bi)    | 2023/09/06    | NC      |          | %     | 35        |
|                |      |         | Acid Extractable Boron (B)       | 2023/09/06    | NC      |          | %     | 35        |
|                |      |         | Acid Extractable Cadmium (Cd)    | 2023/09/06    | 114 (1) |          | %     | 35        |
|                |      |         | Acid Extractable Chromium (Cr)   | 2023/09/06    | 28      |          | %     | 35        |
|                |      |         | Acid Extractable Cobalt (Co)     | 2023/09/06    | NC      |          | %     | 35        |
|                |      |         | Acid Extractable Copper (Cu)     | 2023/09/06    | 94 (1)  |          | %     | 35        |
|                |      |         | Acid Extractable Iron (Fe)       | 2023/09/06    | 6.5     |          | %     | 35        |
|                |      |         | Acid Extractable Lead (Pb)       | 2023/09/06    | 14      |          | %     | 35        |
|                |      |         | Acid Extractable Lithium (Li)    | 2023/09/06    | 12      |          | %     | 35        |
|                |      |         | Acid Extractable Manganese (Mn)  | 2023/09/06    | 11      |          | %     | 35        |
|                |      |         | Acid Extractable Mercury (Hg)    | 2023/09/06    | NC      |          | %     | 35        |
|                |      |         | Acid Extractable Molybdenum (Mo) | 2023/09/06    | NC      |          | %     | 35        |
|                |      |         | Acid Extractable Nickel (Ni)     | 2023/09/06    | 18      |          | %     | 35        |
|                |      |         | Acid Extractable Rubidium (Rb)   | 2023/09/06    | 5.8     |          | %     | 35        |
|                |      |         | Acid Extractable Selenium (Se)   | 2023/09/06    | NC      |          | %     | 35        |
|                |      |         | Acid Extractable Silver (Ag)     | 2023/09/06    | NC      |          | %     | 35        |
|                |      |         | Acid Extractable Strontium (Sr)  | 2023/09/06    | NC      |          | %     | 35        |
|                |      |         | Acid Extractable Thallium (Tl)   | 2023/09/06    | 177 (1) |          | %     | 35        |
|                |      |         | Acid Extractable Tin (Sn)        | 2023/09/06    | NC      |          | %     | 35        |
|                |      |         | Acid Extractable Uranium (U)     | 2023/09/06    | 47 (1)  |          | %     | 35        |
|                |      |         | Acid Extractable Vanadium (V)    | 2023/09/06    | 15      |          | %     | 35        |



BUREAU  
VERITAS

Bureau Veritas Job #: C3P5221  
Report Date: 2023/09/07

Dillon Consulting Limited  
Client Project #: 22-3723  
Site Location: LAKE ENON-SED  
Sampler Initials: JM

### QUALITY ASSURANCE REPORT(CONT'D)

| QA/QC  | Batch | Init | QC Type | Parameter                  | Date Analyzed | Value | Recovery | UNITS | QC Limits |
|--|-------|------|---------|----------------------------|---------------|-------|----------|-------|-----------|
|  |       |      |         | Acid Extractable Zinc (Zn) | 2023/09/06    | 12    |          | %     | 35        |
| <p>Duplicate: Paired analysis of a separate portion of the same sample. Used to evaluate the variance in the measurement.</p> <p>Matrix Spike: A sample to which a known amount of the analyte of interest has been added. Used to evaluate sample matrix interference.</p> <p>Spiked Blank: A blank matrix sample to which a known amount of the analyte, usually from a second source, has been added. Used to evaluate method accuracy.</p> <p>Method Blank: A blank matrix containing all reagents used in the analytical procedure. Used to identify laboratory contamination.</p> <p>NC (Matrix Spike): The recovery in the matrix spike was not calculated. The relative difference between the concentration in the parent sample and the spike amount was too small to permit a reliable recovery calculation (matrix spike concentration was less than the native sample concentration)</p> <p>NC (Duplicate RPD): The duplicate RPD was not calculated. The concentration in the sample and/or duplicate was too low to permit a reliable RPD calculation (absolute difference &lt;= 2x RDL).</p> <p>(1) Poor RPD due to sample inhomogeneity. Verified by repeat digestion and analysis.</p> |       |      |         |                            |               |       |          |       |           |



BUREAU  
VERITAS

Bureau Veritas Job #: C3P5221  
Report Date: 2023/09/07

Dillon Consulting Limited  
Client Project #: 22-3723  
Site Location: LAKE ENON-SED  
Sampler Initials: JM

## VALIDATION SIGNATURE PAGE

The analytical data and all QC contained in this report were reviewed and validated by:



Bureau Veritas Proprietary Software  
Logiciel Propriétaire de Bureau Veritas

---

Automated Statchk

---

Bureau Veritas has procedures in place to guard against improper use of the electronic signature and have the required "signatories", as per ISO/IEC 17025, signing the reports. For Service Group specific validation, please refer to the Validation Signatures page if included, otherwise available by request. For Department specific Analyst/Supervisor validation names, please refer to the Test Summary section if included, otherwise available by request. This report is authorized by {0}, {1} responsible for {2} {3} laboratory operations.



Your Project #: 22-3723-4000  
 Site Location: LAKE ENON

**Attention: Nadine Wambolt**

Dillon Consulting Limited  
 275 Charlotte St  
 Sydney, NS  
 CANADA B1P 1C6

**Report Date: 2023/10/03**  
 Report #: R7843508  
 Version: 1 - Final

**CERTIFICATE OF ANALYSIS**

**BUREAU VERITAS JOB #: C3T1303**

**Received: 2023/09/21, 15:00**

Sample Matrix: Soil  
 # Samples Received: 2

| Analyses                           | Quantity | Date       | Date       | Laboratory Method | Analytical Method    |
|------------------------------------|----------|------------|------------|-------------------|----------------------|
|                                    |          | Extracted  | Analyzed   |                   |                      |
| TEH in Soil (PIRI) (1, 2)          | 2        | 2023/10/02 | 2023/10/02 | ATL SOP 00111     | Atl. RBCA v3.1 m     |
| Metals Solids Acid Extr. ICPMS (1) | 1        | 2023/09/26 | 2023/09/27 | ATL SOP 00058     | EPA 6020B R2 m       |
| Moisture (1)                       | 2        | N/A        | 2023/09/25 | ATL SOP 00001     | OMOE Handbook 1983 m |
| VPH in Soil (PIRI) (1, 3)          | 2        | 2023/09/22 | 2023/09/25 | ATL SOP 00119     | Atl. RBCA v3.1 m     |
| ModTPH (T1) Calc. for Soil (1)     | 2        | N/A        | 2023/10/03 | N/A               | Atl. RBCA v3.1 m     |

**Remarks:**

Bureau Veritas is accredited to ISO/IEC 17025 for specific parameters on scopes of accreditation. Unless otherwise noted, procedures used by Bureau Veritas are based upon recognized Provincial, Federal or US method compendia such as CCME, MELCCFP, EPA, APHA.

All work recorded herein has been done in accordance with procedures and practices ordinarily exercised by professionals in Bureau Veritas' profession using accepted testing methodologies, quality assurance and quality control procedures (except where otherwise agreed by the client and Bureau Veritas in writing). All data is in statistical control and has met quality control and method performance criteria unless otherwise noted. All method blanks are reported; unless indicated otherwise, associated sample data are not blank corrected. Where applicable, unless otherwise noted, Measurement Uncertainty has not been accounted for when stating conformity to the referenced standard.

Bureau Veritas liability is limited to the actual cost of the requested analyses, unless otherwise agreed in writing. There is no other warranty expressed or implied. Bureau Veritas has been retained to provide analysis of samples provided by the Client using the testing methodology referenced in this report. Interpretation and use of test results are the sole responsibility of the Client and are not within the scope of services provided by Bureau Veritas, unless otherwise agreed in writing. Bureau Veritas is not responsible for the accuracy or any data impacts, that result from the information provided by the customer or their agent.

Solid sample results, except biota, are based on dry weight unless otherwise indicated. Organic analyses are not recovery corrected except for isotope dilution methods.

Results relate to samples tested. When sampling is not conducted by Bureau Veritas, results relate to the supplied samples tested.

This Certificate shall not be reproduced except in full, without the written approval of the laboratory.

Reference Method suffix "m" indicates test methods incorporate validated modifications from specific reference methods to improve performance.

\* RPDs calculated using raw data. The rounding of final results may result in the apparent difference.

(1) This test was performed by Bureau Veritas Bedford, 200 Bluewater Rd Suite 105, Bedford, NS, B4B 1G9

(2) Soils are reported on a dry weight basis unless otherwise specified.

(3) Sample(s) were not field preserved for VPH when received at the laboratory. Analytical results for VPH parameters should be regarded as minimum values.



Your Project #: 22-3723-4000  
Site Location: LAKE ENON

**Attention: Nadine Wambolt**

Dillon Consulting Limited  
275 Charlotte St  
Sydney, NS  
CANADA B1P 1C6

**Report Date: 2023/10/03**  
Report #: R7843508  
Version: 1 - Final

**CERTIFICATE OF ANALYSIS**

**BUREAU VERITAS JOB #: C3T1303**

**Received: 2023/09/21, 15:00**

Encryption Key



**AUTHORIZED REPORT  
RAPPORT AUTORISÉ**

Bureau Veritas

03 Oct 2023 16:08:44

Please direct all questions regarding this Certificate of Analysis to:  
Natalie MacAskill, Key Account Specialist  
Email: Natalie.MacAskill@bureauveritas.com  
Phone# (902)567-1255 Ext:17

=====  
This report has been generated and distributed using a secure automated process.  
Bureau Veritas has procedures in place to guard against improper use of the electronic signature and have the required "signatories", as per ISO/IEC 17025, signing the reports.  
For Service Group specific validation, please refer to the Validation Signatures page if included, otherwise available by request. For Department specific Analyst/Supervisor validation names, please refer to the Test Summary section if included, otherwise available by request. This report is authorized by Kathy Martin, Laboratory Manager responsible for Nova Scotia Environmental laboratory operations.



**BUREAU**  
**VERITAS**

Bureau Veritas Job #: C3T1303  
Report Date: 2023/10/03

Dillon Consulting Limited  
Client Project #: 22-3723-4000  
Site Location: LAKE ENON

### RESULTS OF ANALYSES OF SOIL

| Bureau Veritas ID                |       | XBB832              | XBB853              |     |          |
|----------------------------------|-------|---------------------|---------------------|-----|----------|
| Sampling Date                    |       | 2023/09/20<br>08:30 | 2023/09/20<br>08:45 |     |          |
|                                  | UNITS | TP34 0.15-1.0M      | TP34 2.0-2.45M      | RDL | QC Batch |
| <b>Inorganics</b>                |       |                     |                     |     |          |
| Moisture                         | %     | 22                  | 18                  | 1.0 | 8933929  |
| RDL = Reportable Detection Limit |       |                     |                     |     |          |
| QC Batch = Quality Control Batch |       |                     |                     |     |          |



BUREAU  
VERITAS

Bureau Veritas Job #: C3T1303  
Report Date: 2023/10/03

Dillon Consulting Limited  
Client Project #: 22-3723-4000  
Site Location: LAKE ENON

### ELEMENTS BY ATOMIC SPECTROSCOPY (SOIL)

|  |              |                       |            |                 |
|--|--------------|-----------------------|------------|-----------------|
| <b>Bureau Veritas ID</b>   |              | XBB853                |            |                 |
| <b>Sampling Date</b>   |              | 2023/09/20<br>08:45   |            |                 |
|  | <b>UNITS</b> | <b>TP34 2.0-2.45M</b> | <b>RDL</b> | <b>QC Batch</b> |
| <b>Metals</b>  |              |                       |            |                 |
| Acid Extractable Aluminum (Al)                                       | mg/kg        | 18000                 | 10         | 8940625         |
| Acid Extractable Antimony (Sb)                                       | mg/kg        | 2.5                   | 2.0        | 8940625         |
| Acid Extractable Arsenic (As)  | mg/kg        | 7.3                   | 2.0        | 8940625         |
| Acid Extractable Barium (Ba)   | mg/kg        | 720                   | 5.0        | 8940625         |
| Acid Extractable Beryllium (Be)                                      | mg/kg        | <1.0                  | 1.0        | 8940625         |
| Acid Extractable Bismuth (Bi)  | mg/kg        | <2.0                  | 2.0        | 8940625         |
| Acid Extractable Boron (B)   | mg/kg        | <50                   | 50         | 8940625         |
| Acid Extractable Cadmium (Cd)  | mg/kg        | 2.6                   | 0.30       | 8940625         |
| Acid Extractable Chromium (Cr)                                       | mg/kg        | 28                    | 2.0        | 8940625         |
| Acid Extractable Cobalt (Co)   | mg/kg        | 11                    | 1.0        | 8940625         |
| Acid Extractable Copper (Cu)   | mg/kg        | 40                    | 2.0        | 8940625         |
| Acid Extractable Iron (Fe)   | mg/kg        | 45000                 | 50         | 8940625         |
| Acid Extractable Lead (Pb)   | mg/kg        | 7000                  | 0.50       | 8940625         |
| Acid Extractable Lithium (Li)  | mg/kg        | 26                    | 2.0        | 8940625         |
| Acid Extractable Manganese (Mn)                                      | mg/kg        | 1500                  | 2.0        | 8940625         |
| Acid Extractable Mercury (Hg)  | mg/kg        | 0.13                  | 0.10       | 8940625         |
| Acid Extractable Molybdenum (Mo)                                     | mg/kg        | 2.5                   | 2.0        | 8940625         |
| Acid Extractable Nickel (Ni)   | mg/kg        | 21                    | 2.0        | 8940625         |
| Acid Extractable Rubidium (Rb)                                       | mg/kg        | 7.9                   | 2.0        | 8940625         |
| Acid Extractable Selenium (Se)                                       | mg/kg        | <0.50                 | 0.50       | 8940625         |
| Acid Extractable Silver (Ag)   | mg/kg        | 1.1                   | 0.50       | 8940625         |
| Acid Extractable Strontium (Sr)                                      | mg/kg        | 7000                  | 50         | 8940625         |
| Acid Extractable Thallium (Tl)                                       | mg/kg        | 0.16                  | 0.10       | 8940625         |
| Acid Extractable Tin (Sn)  | mg/kg        | 2.2                   | 1.0        | 8940625         |
| Acid Extractable Uranium (U)   | mg/kg        | 1.7                   | 0.10       | 8940625         |
| Acid Extractable Vanadium (V)  | mg/kg        | 60                    | 2.0        | 8940625         |
| Acid Extractable Zinc (Zn)   | mg/kg        | 540                   | 5.0        | 8940625         |
| RDL = Reportable Detection Limit<br>QC Batch = Quality Control Batch |              |                       |            |                 |



**ATLANTIC RBCA HYDROCARBONS (SOIL)**

| Bureau Veritas ID  |       | XBB832              | XBB853              |        |          |
|--|-------|---------------------|---------------------|--------|----------|
| Sampling Date  |       | 2023/09/20<br>08:30 | 2023/09/20<br>08:45 |        |          |
|  | UNITS | TP34 0.15-1.0M      | TP34 2.0-2.45M      | RDL    | QC Batch |
| <b>Petroleum Hydrocarbons</b>  |       |                     |                     |        |          |
| Benzene  | mg/kg | <0.0050             | <0.0050             | 0.0050 | 8938321  |
| Toluene  | mg/kg | <0.050              | <0.050              | 0.050  | 8938321  |
| Ethylbenzene   | mg/kg | <0.010              | <0.010              | 0.010  | 8938321  |
| Total Xylenes  | mg/kg | <0.050              | <0.050              | 0.050  | 8938321  |
| C6 - C10 (less BTEX)   | mg/kg | <2.5                | <2.5                | 2.5    | 8938321  |
| >C10-C16 Hydrocarbons  | mg/kg | <10                 | <10                 | 10     | 8954100  |
| >C16-C21 Hydrocarbons  | mg/kg | 18                  | <10                 | 10     | 8954100  |
| >C21-<C32 Hydrocarbons   | mg/kg | 80                  | 50                  | 15     | 8954100  |
| Modified TPH (Tier1)   | mg/kg | 99                  | 50                  | 15     | 8933335  |
| Reached Baseline at C32  | mg/kg | Yes                 | Yes                 | N/A    | 8954100  |
| Hydrocarbon Resemblance  | mg/kg | COMMENT (1)         | COMMENT (2)         | N/A    | 8954100  |
| <b>Surrogate Recovery (%)</b>  |       |                     |                     |        |          |
| Isobutylbenzene - Extractable  | %     | 99                  | 101                 |        | 8954100  |
| n-Dotriacontane - Extractable  | %     | 113                 | 79                  |        | 8954100  |
| Isobutylbenzene - Volatile   | %     | 122                 | 113                 |        | 8938321  |
| RDL = Reportable Detection Limit<br>QC Batch = Quality Control Batch<br>N/A = Not Applicable<br>(1) One product in fuel / lube range. Possible lube oil fraction.<br>(2) Possible lube oil fraction. |       |                     |                     |        |          |



**BUREAU  
VERITAS**

Bureau Veritas Job #: C3T1303  
Report Date: 2023/10/03

Dillon Consulting Limited  
Client Project #: 22-3723-4000  
Site Location: LAKE ENON

### GENERAL COMMENTS

**Results relate only to the items tested.**



BUREAU  
VERITAS

Bureau Veritas Job #: C3T1303  
Report Date: 2023/10/03

Dillon Consulting Limited  
Client Project #: 22-3723-4000  
Site Location: LAKE ENON

### QUALITY ASSURANCE REPORT

| QA/QC Batch | Init | QC Type      | Parameter                        | Date Analyzed | Value   | Recovery | UNITS | QC Limits |
|-------------|------|--------------|----------------------------------|---------------|---------|----------|-------|-----------|
| 8933929     | RD4  | RPD          | Moisture                         | 2023/09/25    | 1.1     |          | %     | 25        |
| 8938321     | THL  | Matrix Spike | Isobutylbenzene - Volatile       | 2023/09/25    |         | 100      | %     | 60 - 130  |
|             |      |              | Benzene                          | 2023/09/25    |         | 85       | %     | 60 - 130  |
|             |      |              | Toluene                          | 2023/09/25    |         | 82       | %     | 60 - 130  |
|             |      |              | Ethylbenzene                     | 2023/09/25    |         | 96       | %     | 60 - 130  |
|             |      |              | Total Xylenes                    | 2023/09/25    |         | 92       | %     | 60 - 130  |
| 8938321     | THL  | Spiked Blank | Isobutylbenzene - Volatile       | 2023/09/25    |         | 103      | %     | 60 - 130  |
|             |      |              | Benzene                          | 2023/09/25    |         | 93       | %     | 60 - 140  |
|             |      |              | Toluene                          | 2023/09/25    |         | 93       | %     | 60 - 140  |
|             |      |              | Ethylbenzene                     | 2023/09/25    |         | 104      | %     | 60 - 140  |
|             |      |              | Total Xylenes                    | 2023/09/25    |         | 101      | %     | 60 - 140  |
| 8938321     | THL  | Method Blank | Isobutylbenzene - Volatile       | 2023/09/25    |         | 105      | %     | 60 - 130  |
|             |      |              | Benzene                          | 2023/09/25    | <0.0050 |          | mg/kg |           |
|             |      |              | Toluene                          | 2023/09/25    | <0.050  |          | mg/kg |           |
|             |      |              | Ethylbenzene                     | 2023/09/25    | <0.010  |          | mg/kg |           |
|             |      |              | Total Xylenes                    | 2023/09/25    | <0.050  |          | mg/kg |           |
|             |      |              | C6 - C10 (less BTEX)             | 2023/09/25    | <2.5    |          | mg/kg |           |
| 8938321     | THL  | RPD          | Benzene                          | 2023/09/25    | NC      |          | %     | 50        |
|             |      |              | Toluene                          | 2023/09/25    | NC      |          | %     | 50        |
|             |      |              | Ethylbenzene                     | 2023/09/25    | NC      |          | %     | 50        |
|             |      |              | Total Xylenes                    | 2023/09/25    | NC      |          | %     | 50        |
|             |      |              | C6 - C10 (less BTEX)             | 2023/09/25    | NC      |          | %     | 50        |
| 8940625     | JHY  | Matrix Spike | Acid Extractable Antimony (Sb)   | 2023/09/26    |         | 100      | %     | 75 - 125  |
|             |      |              | Acid Extractable Arsenic (As)    | 2023/09/26    |         | 106      | %     | 75 - 125  |
|             |      |              | Acid Extractable Barium (Ba)     | 2023/09/26    |         | 100      | %     | 75 - 125  |
|             |      |              | Acid Extractable Beryllium (Be)  | 2023/09/26    |         | 104      | %     | 75 - 125  |
|             |      |              | Acid Extractable Bismuth (Bi)    | 2023/09/26    |         | 107      | %     | 75 - 125  |
|             |      |              | Acid Extractable Boron (B)       | 2023/09/26    |         | 95       | %     | 75 - 125  |
|             |      |              | Acid Extractable Cadmium (Cd)    | 2023/09/26    |         | 105      | %     | 75 - 125  |
|             |      |              | Acid Extractable Chromium (Cr)   | 2023/09/26    |         | 105      | %     | 75 - 125  |
|             |      |              | Acid Extractable Cobalt (Co)     | 2023/09/26    |         | 106      | %     | 75 - 125  |
|             |      |              | Acid Extractable Copper (Cu)     | 2023/09/26    |         | 100      | %     | 75 - 125  |
|             |      |              | Acid Extractable Lead (Pb)       | 2023/09/26    |         | 105      | %     | 75 - 125  |
|             |      |              | Acid Extractable Lithium (Li)    | 2023/09/26    |         | 108      | %     | 75 - 125  |
|             |      |              | Acid Extractable Manganese (Mn)  | 2023/09/26    |         | NC       | %     | 75 - 125  |
|             |      |              | Acid Extractable Mercury (Hg)    | 2023/09/26    |         | 106      | %     | 75 - 125  |
|             |      |              | Acid Extractable Molybdenum (Mo) | 2023/09/26    |         | 105      | %     | 75 - 125  |
|             |      |              | Acid Extractable Nickel (Ni)     | 2023/09/26    |         | 106      | %     | 75 - 125  |
|             |      |              | Acid Extractable Rubidium (Rb)   | 2023/09/26    |         | 98       | %     | 75 - 125  |
|             |      |              | Acid Extractable Selenium (Se)   | 2023/09/26    |         | 109      | %     | 75 - 125  |
|             |      |              | Acid Extractable Silver (Ag)     | 2023/09/26    |         | 107      | %     | 75 - 125  |
|             |      |              | Acid Extractable Strontium (Sr)  | 2023/09/26    |         | 109      | %     | 75 - 125  |
|             |      |              | Acid Extractable Thallium (Tl)   | 2023/09/26    |         | 108      | %     | 75 - 125  |
|             |      |              | Acid Extractable Tin (Sn)        | 2023/09/26    |         | 102      | %     | 75 - 125  |
|             |      |              | Acid Extractable Uranium (U)     | 2023/09/26    |         | 107      | %     | 75 - 125  |
|             |      |              | Acid Extractable Vanadium (V)    | 2023/09/26    |         | 104      | %     | 75 - 125  |
|             |      |              | Acid Extractable Zinc (Zn)       | 2023/09/26    |         | NC       | %     | 75 - 125  |
| 8940625     | JHY  | Spiked Blank | Acid Extractable Antimony (Sb)   | 2023/09/26    |         | 109      | %     | 75 - 125  |
|             |      |              | Acid Extractable Arsenic (As)    | 2023/09/26    |         | 105      | %     | 75 - 125  |
|             |      |              | Acid Extractable Barium (Ba)     | 2023/09/26    |         | 103      | %     | 75 - 125  |
|             |      |              | Acid Extractable Beryllium (Be)  | 2023/09/26    |         | 102      | %     | 75 - 125  |
|             |      |              | Acid Extractable Bismuth (Bi)    | 2023/09/26    |         | 106      | %     | 75 - 125  |
|             |      |              | Acid Extractable Boron (B)       | 2023/09/26    |         | 103      | %     | 75 - 125  |
|             |      |              | Acid Extractable Cadmium (Cd)    | 2023/09/26    |         | 106      | %     | 75 - 125  |



BUREAU  
VERITAS

Bureau Veritas Job #: C3T1303  
Report Date: 2023/10/03

Dillon Consulting Limited  
Client Project #: 22-3723-4000  
Site Location: LAKE ENON

### QUALITY ASSURANCE REPORT(CONT'D)

| QA/QC<br>Batch | Init | QC Type      | Parameter                        | Date Analyzed | Value | Recovery | UNITS | QC Limits |
|----------------|------|--------------|----------------------------------|---------------|-------|----------|-------|-----------|
|                |      |              | Acid Extractable Chromium (Cr)   | 2023/09/26    |       | 103      | %     | 75 - 125  |
|                |      |              | Acid Extractable Cobalt (Co)     | 2023/09/26    |       | 104      | %     | 75 - 125  |
|                |      |              | Acid Extractable Copper (Cu)     | 2023/09/26    |       | 102      | %     | 75 - 125  |
|                |      |              | Acid Extractable Lead (Pb)       | 2023/09/26    |       | 107      | %     | 75 - 125  |
|                |      |              | Acid Extractable Lithium (Li)    | 2023/09/26    |       | 104      | %     | 75 - 125  |
|                |      |              | Acid Extractable Manganese (Mn)  | 2023/09/26    |       | 107      | %     | 75 - 125  |
|                |      |              | Acid Extractable Mercury (Hg)    | 2023/09/26    |       | 107      | %     | 75 - 125  |
|                |      |              | Acid Extractable Molybdenum (Mo) | 2023/09/26    |       | 108      | %     | 75 - 125  |
|                |      |              | Acid Extractable Nickel (Ni)     | 2023/09/26    |       | 106      | %     | 75 - 125  |
|                |      |              | Acid Extractable Rubidium (Rb)   | 2023/09/26    |       | 101      | %     | 75 - 125  |
|                |      |              | Acid Extractable Selenium (Se)   | 2023/09/26    |       | 110      | %     | 75 - 125  |
|                |      |              | Acid Extractable Silver (Ag)     | 2023/09/26    |       | 104      | %     | 75 - 125  |
|                |      |              | Acid Extractable Strontium (Sr)  | 2023/09/26    |       | 103      | %     | 75 - 125  |
|                |      |              | Acid Extractable Thallium (Tl)   | 2023/09/26    |       | 106      | %     | 75 - 125  |
|                |      |              | Acid Extractable Tin (Sn)        | 2023/09/26    |       | 107      | %     | 75 - 125  |
|                |      |              | Acid Extractable Uranium (U)     | 2023/09/26    |       | 107      | %     | 75 - 125  |
|                |      |              | Acid Extractable Vanadium (V)    | 2023/09/26    |       | 103      | %     | 75 - 125  |
|                |      |              | Acid Extractable Zinc (Zn)       | 2023/09/26    |       | 110      | %     | 75 - 125  |
| 8940625        | JHY  | Method Blank | Acid Extractable Aluminum (Al)   | 2023/09/26    | <10   |          | mg/kg |           |
|                |      |              | Acid Extractable Antimony (Sb)   | 2023/09/26    | <2.0  |          | mg/kg |           |
|                |      |              | Acid Extractable Arsenic (As)    | 2023/09/26    | <2.0  |          | mg/kg |           |
|                |      |              | Acid Extractable Barium (Ba)     | 2023/09/26    | <5.0  |          | mg/kg |           |
|                |      |              | Acid Extractable Beryllium (Be)  | 2023/09/26    | <1.0  |          | mg/kg |           |
|                |      |              | Acid Extractable Bismuth (Bi)    | 2023/09/26    | <2.0  |          | mg/kg |           |
|                |      |              | Acid Extractable Boron (B)       | 2023/09/26    | <50   |          | mg/kg |           |
|                |      |              | Acid Extractable Cadmium (Cd)    | 2023/09/26    | <0.30 |          | mg/kg |           |
|                |      |              | Acid Extractable Chromium (Cr)   | 2023/09/26    | <2.0  |          | mg/kg |           |
|                |      |              | Acid Extractable Cobalt (Co)     | 2023/09/26    | <1.0  |          | mg/kg |           |
|                |      |              | Acid Extractable Copper (Cu)     | 2023/09/26    | <2.0  |          | mg/kg |           |
|                |      |              | Acid Extractable Iron (Fe)       | 2023/09/26    | <50   |          | mg/kg |           |
|                |      |              | Acid Extractable Lead (Pb)       | 2023/09/26    | <0.50 |          | mg/kg |           |
|                |      |              | Acid Extractable Lithium (Li)    | 2023/09/26    | <2.0  |          | mg/kg |           |
|                |      |              | Acid Extractable Manganese (Mn)  | 2023/09/26    | <2.0  |          | mg/kg |           |
|                |      |              | Acid Extractable Mercury (Hg)    | 2023/09/26    | <0.10 |          | mg/kg |           |
|                |      |              | Acid Extractable Molybdenum (Mo) | 2023/09/26    | <2.0  |          | mg/kg |           |
|                |      |              | Acid Extractable Nickel (Ni)     | 2023/09/26    | <2.0  |          | mg/kg |           |
|                |      |              | Acid Extractable Rubidium (Rb)   | 2023/09/26    | <2.0  |          | mg/kg |           |
|                |      |              | Acid Extractable Selenium (Se)   | 2023/09/26    | <0.50 |          | mg/kg |           |
|                |      |              | Acid Extractable Silver (Ag)     | 2023/09/26    | <0.50 |          | mg/kg |           |
|                |      |              | Acid Extractable Strontium (Sr)  | 2023/09/26    | <5.0  |          | mg/kg |           |
|                |      |              | Acid Extractable Thallium (Tl)   | 2023/09/26    | <0.10 |          | mg/kg |           |
|                |      |              | Acid Extractable Tin (Sn)        | 2023/09/26    | <1.0  |          | mg/kg |           |
|                |      |              | Acid Extractable Uranium (U)     | 2023/09/26    | <0.10 |          | mg/kg |           |
|                |      |              | Acid Extractable Vanadium (V)    | 2023/09/26    | <2.0  |          | mg/kg |           |
|                |      |              | Acid Extractable Zinc (Zn)       | 2023/09/26    | <5.0  |          | mg/kg |           |
| 8940625        | JHY  | RPD          | Acid Extractable Lead (Pb)       | 2023/09/26    | 9.2   |          | %     | 35        |
| 8954100        | ABJ  | Matrix Spike | Isobutylbenzene - Extractable    | 2023/10/02    |       | 103      | %     | 60 - 130  |
|                |      |              | n-Dotriacontane - Extractable    | 2023/10/02    |       | 80       | %     | 60 - 130  |
|                |      |              | >C10-C16 Hydrocarbons            | 2023/10/02    |       | 93       | %     | 30 - 130  |
|                |      |              | >C16-C21 Hydrocarbons            | 2023/10/02    |       | 97       | %     | 30 - 130  |
|                |      |              | >C21-<C32 Hydrocarbons           | 2023/10/02    |       | 85       | %     | 30 - 130  |
| 8954100        | ABJ  | Spiked Blank | Isobutylbenzene - Extractable    | 2023/10/02    |       | 103      | %     | 60 - 130  |
|                |      |              | n-Dotriacontane - Extractable    | 2023/10/02    |       | 75       | %     | 60 - 130  |
|                |      |              | >C10-C16 Hydrocarbons            | 2023/10/02    |       | 97       | %     | 60 - 130  |



BUREAU  
VERITAS

Bureau Veritas Job #: C3T1303  
Report Date: 2023/10/03

Dillon Consulting Limited  
Client Project #: 22-3723-4000  
Site Location: LAKE ENON

### QUALITY ASSURANCE REPORT(CONT'D)

| QA/QC Batch | Init | QC Type      | Parameter                     | Date Analyzed | Value | Recovery | UNITS | QC Limits |
|-------------|------|--------------|-------------------------------|---------------|-------|----------|-------|-----------|
| 8954100     | ABJ  | Method Blank | >C16-C21 Hydrocarbons         | 2023/10/02    |       | 96       | %     | 60 - 130  |
|             |      |              | >C21-<C32 Hydrocarbons        | 2023/10/02    |       | 85       | %     | 60 - 130  |
|             |      |              | Isobutylbenzene - Extractable | 2023/10/02    |       | 101      | %     | 60 - 130  |
|             |      |              | n-Dotriacontane - Extractable | 2023/10/02    |       | 80       | %     | 60 - 130  |
|             |      |              | >C10-C16 Hydrocarbons         | 2023/10/02    | <10   |          | mg/kg |           |
| 8954100     | ABJ  | RPD          | >C16-C21 Hydrocarbons         | 2023/10/02    | <10   |          | mg/kg |           |
|             |      |              | >C21-<C32 Hydrocarbons        | 2023/10/02    | <15   |          | mg/kg |           |
|             |      |              | >C10-C16 Hydrocarbons         | 2023/10/02    | NC    |          | %     | 50        |
|             |      |              | >C16-C21 Hydrocarbons         | 2023/10/02    | NC    |          | %     | 50        |
|             |      |              | >C21-<C32 Hydrocarbons        | 2023/10/02    | 6.2   |          | %     | 50        |

Duplicate: Paired analysis of a separate portion of the same sample. Used to evaluate the variance in the measurement.

Matrix Spike: A sample to which a known amount of the analyte of interest has been added. Used to evaluate sample matrix interference.

Spiked Blank: A blank matrix sample to which a known amount of the analyte, usually from a second source, has been added. Used to evaluate method accuracy.

Method Blank: A blank matrix containing all reagents used in the analytical procedure. Used to identify laboratory contamination.

Surrogate: A pure or isotopically labeled compound whose behavior mirrors the analytes of interest. Used to evaluate extraction efficiency.

NC (Matrix Spike): The recovery in the matrix spike was not calculated. The relative difference between the concentration in the parent sample and the spike amount was too small to permit a reliable recovery calculation (matrix spike concentration was less than the native sample concentration)

NC (Duplicate RPD): The duplicate RPD was not calculated. The concentration in the sample and/or duplicate was too low to permit a reliable RPD calculation (absolute difference <= 2x RDL).



BUREAU  
VERITAS

Bureau Veritas Job #: C3T1303  
Report Date: 2023/10/03

Dillon Consulting Limited  
Client Project #: 22-3723-4000  
Site Location: LAKE ENON

### VALIDATION SIGNATURE PAGE

The analytical data and all QC contained in this report were reviewed and validated by:

Colleen Acker, B.Sc, Scientific Service Specialist

Rosemarie MacDonald, Scientific Specialist (Organics)

---

Bureau Veritas has procedures in place to guard against improper use of the electronic signature and have the required "signatories", as per ISO/IEC 17025, signing the reports. For Service Group specific validation, please refer to the Validation Signatures page if included, otherwise available by request. For Department specific Analyst/Supervisor validation names, please refer to the Test Summary section if included, otherwise available by request. This report is authorized by Kathy Martin, Laboratory Manager responsible for Nova Scotia Environmental laboratory operations.



Your Project #: 22-3723-4000  
Site Location: LAKE ENON

**Attention: Nadine Wambolt**

Dillon Consulting Limited  
275 Charlotte St  
Sydney, NS  
CANADA B1P 1C6

**Report Date: 2023/10/06**  
Report #: R7848869  
Version: 1 - Final

**CERTIFICATE OF ANALYSIS**

**BUREAU VERITAS JOB #: C3T1486**

**Received: 2023/09/21, 15:00**

Sample Matrix: Soil  
# Samples Received: 8

| Analyses                           | Quantity | Date       | Date       | Laboratory Method | Analytical Method |
|------------------------------------|----------|------------|------------|-------------------|-------------------|
|                                    |          | Extracted  | Analyzed   |                   |                   |
| Metals Solids Acid Extr. ICPMS (1) | 8        | 2023/10/05 | 2023/10/05 | ATL SOP 00058     | EPA 6020B R2 m    |
| pH (5:1 DI Water Extract) (1)      | 3        | 2023/10/06 | 2023/10/06 | ATL SOP 00003     | SM 24 4500-H+ B m |

**Remarks:**

Bureau Veritas is accredited to ISO/IEC 17025 for specific parameters on scopes of accreditation. Unless otherwise noted, procedures used by Bureau Veritas are based upon recognized Provincial, Federal or US method compendia such as CCME, MELCCFP, EPA, APHA.

All work recorded herein has been done in accordance with procedures and practices ordinarily exercised by professionals in Bureau Veritas' profession using accepted testing methodologies, quality assurance and quality control procedures (except where otherwise agreed by the client and Bureau Veritas in writing). All data is in statistical control and has met quality control and method performance criteria unless otherwise noted. All method blanks are reported; unless indicated otherwise, associated sample data are not blank corrected. Where applicable, unless otherwise noted, Measurement Uncertainty has not been accounted for when stating conformity to the referenced standard.

Bureau Veritas liability is limited to the actual cost of the requested analyses, unless otherwise agreed in writing. There is no other warranty expressed or implied. Bureau Veritas has been retained to provide analysis of samples provided by the Client using the testing methodology referenced in this report. Interpretation and use of test results are the sole responsibility of the Client and are not within the scope of services provided by Bureau Veritas, unless otherwise agreed in writing. Bureau Veritas is not responsible for the accuracy or any data impacts, that result from the information provided by the customer or their agent.

Solid sample results, except biota, are based on dry weight unless otherwise indicated. Organic analyses are not recovery corrected except for isotope dilution methods.

Results relate to samples tested. When sampling is not conducted by Bureau Veritas, results relate to the supplied samples tested. This Certificate shall not be reproduced except in full, without the written approval of the laboratory.

Reference Method suffix "m" indicates test methods incorporate validated modifications from specific reference methods to improve performance.

\* RPDs calculated using raw data. The rounding of final results may result in the apparent difference.

(1) This test was performed by Bureau Veritas Bedford, 200 Bluewater Rd Suite 105, Bedford, NS, B4B 1G9



Your Project #: 22-3723-4000  
Site Location: LAKE ENON

**Attention: Nadine Wambolt**

Dillon Consulting Limited  
275 Charlotte St  
Sydney, NS  
CANADA B1P 1C6

**Report Date: 2023/10/06**  
Report #: R7848869  
Version: 1 - Final

**CERTIFICATE OF ANALYSIS**

**BUREAU VERITAS JOB #: C3T1486**

**Received: 2023/09/21, 15:00**

Encryption Key



**AUTHORIZED REPORT  
RAPPORT AUTORISÉ**

Bureau Veritas  
06 Oct 2023 16:01:52

Please direct all questions regarding this Certificate of Analysis to:  
Natalie MacAskill, Key Account Specialist  
Email: Natalie.MacAskill@bureauveritas.com  
Phone# (902)567-1255 Ext:17

=====  
This report has been generated and distributed using a secure automated process.  
Bureau Veritas has procedures in place to guard against improper use of the electronic signature and have the required "signatories", as per ISO/IEC 17025, signing the reports.  
For Service Group specific validation, please refer to the Validation Signatures page if included, otherwise available by request. For Department specific Analyst/Supervisor validation names, please refer to the Test Summary section if included, otherwise available by request. This report is authorized by Kathy Martin, Laboratory Manager responsible for Nova Scotia Environmental laboratory operations.



**BUREAU**  
**VERITAS**

Bureau Veritas Job #: C3T1486  
Report Date: 2023/10/06

Dillon Consulting Limited  
Client Project #: 22-3723-4000  
Site Location: LAKE ENON

### RESULTS OF ANALYSES OF SOIL

| Bureau Veritas ID                |              | XBC984              | XBD030              | XBD033              |                 |
|----------------------------------|--------------|---------------------|---------------------|---------------------|-----------------|
| Sampling Date                    |              | 2023/09/20<br>09:03 | 2023/09/20<br>10:53 | 2023/09/20<br>13:05 |                 |
|                                  | <b>UNITS</b> | <b>TH74 0-0.15</b>  | <b>TH75 0-0.15M</b> | <b>TH77 0-0.15M</b> | <b>QC Batch</b> |
| <b>Inorganics</b>                |              |                     |                     |                     |                 |
| Soluble (5:1) pH                 | pH           | 5.87                | 4.80                | 4.31                | 8965343         |
| QC Batch = Quality Control Batch |              |                     |                     |                     |                 |



BUREAU  
VERITAS

Bureau Veritas Job #: C3T1486  
Report Date: 2023/10/06

Dillon Consulting Limited  
Client Project #: 22-3723-4000  
Site Location: LAKE ENON

### ELEMENTS BY ATOMIC SPECTROSCOPY (SOIL)

| Bureau Veritas ID  |       | XBC984              | XBC985              | XBD030              | XBD031              | XBD032              |      |          |
|--|-------|---------------------|---------------------|---------------------|---------------------|---------------------|------|----------|
| Sampling Date  |       | 2023/09/20<br>09:03 | 2023/09/20<br>09:39 | 2023/09/20<br>10:53 | 2023/09/20<br>11:06 | 2023/09/20<br>14:40 |      |          |
|  | UNITS | TH74 0-0.15         | TH74 0.3-1M         | TH75 0-0.15M        | TH75 0.30-0.75M     | TH76 1.05-1.20M     | RDL  | QC Batch |
| <b>Metals</b>  |       |                     |                     |                     |                     |                     |      |          |
| Acid Extractable Aluminum (Al)                                       | mg/kg | 17000               | 15000               | 17000               | 17000               | 15000               | 10   | 8962110  |
| Acid Extractable Antimony (Sb)                                       | mg/kg | <2.0                | <2.0                | <2.0                | <2.0                | <2.0                | 2.0  | 8962110  |
| Acid Extractable Arsenic (As)  | mg/kg | 5.8                 | 4.2                 | 2.8                 | 4.9                 | 7.3                 | 2.0  | 8962110  |
| Acid Extractable Barium (Ba)   | mg/kg | 490                 | 120                 | 110                 | 34                  | 830                 | 5.0  | 8962110  |
| Acid Extractable Beryllium (Be)                                      | mg/kg | 1.1                 | <1.0                | <1.0                | <1.0                | <1.0                | 1.0  | 8962110  |
| Acid Extractable Bismuth (Bi)  | mg/kg | <2.0                | <2.0                | <2.0                | <2.0                | <2.0                | 2.0  | 8962110  |
| Acid Extractable Boron (B)   | mg/kg | <50                 | <50                 | <50                 | <50                 | <50                 | 50   | 8962110  |
| Acid Extractable Cadmium (Cd)  | mg/kg | 3.1                 | 2.3                 | 0.61                | <0.30               | 1.9                 | 0.30 | 8962110  |
| Acid Extractable Chromium (Cr)                                       | mg/kg | 18                  | 15                  | 6.0                 | 14                  | 20                  | 2.0  | 8962110  |
| Acid Extractable Cobalt (Co)   | mg/kg | 13                  | 9.3                 | 11                  | 8.5                 | 12                  | 1.0  | 8962110  |
| Acid Extractable Copper (Cu)   | mg/kg | 13                  | 22                  | 10                  | 7.8                 | 16                  | 2.0  | 8962110  |
| Acid Extractable Iron (Fe)   | mg/kg | 28000               | 28000               | 9300                | 25000               | 27000               | 50   | 8962110  |
| Acid Extractable Lead (Pb)   | mg/kg | 190                 | 91                  | 140                 | 24                  | 810                 | 0.50 | 8962110  |
| Acid Extractable Lithium (Li)  | mg/kg | 21                  | 21                  | 7.0                 | 20                  | 25                  | 2.0  | 8962110  |
| Acid Extractable Manganese (Mn)                                      | mg/kg | 4100                | 2100                | 2800                | 930                 | 2400                | 2.0  | 8962110  |
| Acid Extractable Mercury (Hg)  | mg/kg | 0.16                | <0.10               | 0.45                | 0.14                | 0.11                | 0.10 | 8962110  |
| Acid Extractable Molybdenum (Mo)                                     | mg/kg | <2.0                | <2.0                | <2.0                | <2.0                | <2.0                | 2.0  | 8962110  |
| Acid Extractable Nickel (Ni)   | mg/kg | 13                  | 16                  | 8.3                 | 11                  | 19                  | 2.0  | 8962110  |
| Acid Extractable Rubidium (Rb)                                       | mg/kg | 23                  | 10                  | 8.1                 | 10                  | 15                  | 2.0  | 8962110  |
| Acid Extractable Selenium (Se)                                       | mg/kg | 1.1                 | <0.50               | 2.9                 | 0.68                | 0.54                | 0.50 | 8962110  |
| Acid Extractable Silver (Ag)   | mg/kg | <0.50               | <0.50               | 0.54                | <0.50               | <0.50               | 0.50 | 8962110  |
| Acid Extractable Strontium (Sr)                                      | mg/kg | 190                 | 70                  | 70                  | 7.8                 | 200                 | 5.0  | 8962110  |
| Acid Extractable Thallium (Tl)                                       | mg/kg | 0.30                | 0.21                | 0.17                | 0.12                | 0.26                | 0.10 | 8962110  |
| Acid Extractable Tin (Sn)  | mg/kg | 5.0                 | <1.0                | 1.7                 | <1.0                | <1.0                | 1.0  | 8962110  |
| Acid Extractable Uranium (U)   | mg/kg | 1.4                 | 1.3                 | 0.77                | 0.89                | 1.2                 | 0.10 | 8962110  |
| Acid Extractable Vanadium (V)  | mg/kg | 42                  | 40                  | 13                  | 27                  | 35                  | 2.0  | 8962110  |
| Acid Extractable Zinc (Zn)   | mg/kg | 370                 | 480                 | 61                  | 140                 | 340                 | 5.0  | 8962110  |
| RDL = Reportable Detection Limit<br>QC Batch = Quality Control Batch |       |                     |                     |                     |                     |                     |      |          |



BUREAU  
VERITAS

Bureau Veritas Job #: C3T1486  
Report Date: 2023/10/06

Dillon Consulting Limited  
Client Project #: 22-3723-4000  
Site Location: LAKE ENON

### ELEMENTS BY ATOMIC SPECTROSCOPY (SOIL)

| Bureau Veritas ID                |       | XBD033              | XBD034              | XBD035              |      |          |
|----------------------------------|-------|---------------------|---------------------|---------------------|------|----------|
| Sampling Date                    |       | 2023/09/20<br>13:05 | 2023/09/20<br>13:27 | 2023/09/20<br>12:40 |      |          |
|                                  | UNITS | TH77 0-0.15M        | TH77 0.3-1.0M       | TH78 1.0-1.5M       | RDL  | QC Batch |
| <b>Metals</b>                    |       |                     |                     |                     |      |          |
| Acid Extractable Aluminum (Al)   | mg/kg | 1900                | 20000               | 14000               | 10   | 8962110  |
| Acid Extractable Antimony (Sb)   | mg/kg | <2.0                | <2.0                | <2.0                | 2.0  | 8962110  |
| Acid Extractable Arsenic (As)    | mg/kg | 69                  | 11                  | 9.1                 | 2.0  | 8962110  |
| Acid Extractable Barium (Ba)     | mg/kg | 16                  | 40                  | 210                 | 5.0  | 8962110  |
| Acid Extractable Beryllium (Be)  | mg/kg | <1.0                | <1.0                | <1.0                | 1.0  | 8962110  |
| Acid Extractable Bismuth (Bi)    | mg/kg | <2.0                | <2.0                | <2.0                | 2.0  | 8962110  |
| Acid Extractable Boron (B)       | mg/kg | <50                 | <50                 | <50                 | 50   | 8962110  |
| Acid Extractable Cadmium (Cd)    | mg/kg | <0.30               | 0.70                | 1.7                 | 0.30 | 8962110  |
| Acid Extractable Chromium (Cr)   | mg/kg | 4.3                 | 22                  | 19                  | 2.0  | 8962110  |
| Acid Extractable Cobalt (Co)     | mg/kg | 7.2                 | 12                  | 12                  | 1.0  | 8962110  |
| Acid Extractable Copper (Cu)     | mg/kg | 22                  | 23                  | 24                  | 2.0  | 8962110  |
| Acid Extractable Iron (Fe)       | mg/kg | 13000               | 33000               | 26000               | 50   | 8962110  |
| Acid Extractable Lead (Pb)       | mg/kg | 45                  | 170                 | 120                 | 0.50 | 8962110  |
| Acid Extractable Lithium (Li)    | mg/kg | <2.0                | 28                  | 27                  | 2.0  | 8962110  |
| Acid Extractable Manganese (Mn)  | mg/kg | 29                  | 2200                | 1500                | 2.0  | 8962110  |
| Acid Extractable Mercury (Hg)    | mg/kg | <0.10               | 0.12                | <0.10               | 0.10 | 8962110  |
| Acid Extractable Molybdenum (Mo) | mg/kg | 4.2                 | 2.3                 | <2.0                | 2.0  | 8962110  |
| Acid Extractable Nickel (Ni)     | mg/kg | 6.6                 | 22                  | 25                  | 2.0  | 8962110  |
| Acid Extractable Rubidium (Rb)   | mg/kg | 2.2                 | 10                  | 13                  | 2.0  | 8962110  |
| Acid Extractable Selenium (Se)   | mg/kg | <0.50               | 1.3                 | <0.50               | 0.50 | 8962110  |
| Acid Extractable Silver (Ag)     | mg/kg | <0.50               | <0.50               | <0.50               | 0.50 | 8962110  |
| Acid Extractable Strontium (Sr)  | mg/kg | 29                  | 62                  | 190                 | 5.0  | 8962110  |
| Acid Extractable Thallium (Tl)   | mg/kg | <0.10               | 0.33                | 0.30                | 0.10 | 8962110  |
| Acid Extractable Tin (Sn)        | mg/kg | <1.0                | <1.0                | <1.0                | 1.0  | 8962110  |
| Acid Extractable Uranium (U)     | mg/kg | 0.33                | 1.5                 | 1.0                 | 0.10 | 8962110  |
| Acid Extractable Vanadium (V)    | mg/kg | 12                  | 37                  | 27                  | 2.0  | 8962110  |
| Acid Extractable Zinc (Zn)       | mg/kg | 13                  | 350                 | 250                 | 5.0  | 8962110  |
| RDL = Reportable Detection Limit |       |                     |                     |                     |      |          |
| QC Batch = Quality Control Batch |       |                     |                     |                     |      |          |



**BUREAU  
VERITAS**

Bureau Veritas Job #: C3T1486  
Report Date: 2023/10/06

Dillon Consulting Limited  
Client Project #: 22-3723-4000  
Site Location: LAKE ENON

### GENERAL COMMENTS

**Results relate only to the items tested.**



BUREAU  
VERITAS

Bureau Veritas Job #: C3T1486  
Report Date: 2023/10/06

Dillon Consulting Limited  
Client Project #: 22-3723-4000  
Site Location: LAKE ENON

### QUALITY ASSURANCE REPORT

| QA/QC                         | Batch      | Init                     | QC Type                          | Parameter  | Date Analyzed | Value | Recovery | UNITS | QC Limits |
|-------------------------------|------------|--------------------------|----------------------------------|------------|---------------|-------|----------|-------|-----------|
| 8962110                       | JHY        | Matrix Spike [XBD034-01] | Acid Extractable Antimony (Sb)   | 2023/10/05 | 101           | %     | 75 - 125 |       |           |
|                               |            |                          | Acid Extractable Arsenic (As)    | 2023/10/05 | 113           | %     | 75 - 125 |       |           |
|                               |            |                          | Acid Extractable Barium (Ba)     | 2023/10/05 | 98            | %     | 75 - 125 |       |           |
|                               |            |                          | Acid Extractable Beryllium (Be)  | 2023/10/05 | 105           | %     | 75 - 125 |       |           |
|                               |            |                          | Acid Extractable Bismuth (Bi)    | 2023/10/05 | 109           | %     | 75 - 125 |       |           |
|                               |            |                          | Acid Extractable Boron (B)       | 2023/10/05 | 90            | %     | 75 - 125 |       |           |
|                               |            |                          | Acid Extractable Cadmium (Cd)    | 2023/10/05 | 105           | %     | 75 - 125 |       |           |
|                               |            |                          | Acid Extractable Chromium (Cr)   | 2023/10/05 | 104           | %     | 75 - 125 |       |           |
|                               |            |                          | Acid Extractable Cobalt (Co)     | 2023/10/05 | 109           | %     | 75 - 125 |       |           |
|                               |            |                          | Acid Extractable Copper (Cu)     | 2023/10/05 | 110           | %     | 75 - 125 |       |           |
|                               |            |                          | Acid Extractable Lead (Pb)       | 2023/10/05 | NC            | %     | 75 - 125 |       |           |
|                               |            |                          | Acid Extractable Lithium (Li)    | 2023/10/05 | 107           | %     | 75 - 125 |       |           |
|                               |            |                          | Acid Extractable Manganese (Mn)  | 2023/10/05 | NC            | %     | 75 - 125 |       |           |
|                               |            |                          | Acid Extractable Mercury (Hg)    | 2023/10/05 | 101           | %     | 75 - 125 |       |           |
|                               |            |                          | Acid Extractable Molybdenum (Mo) | 2023/10/05 | 113           | %     | 75 - 125 |       |           |
|                               |            |                          | Acid Extractable Nickel (Ni)     | 2023/10/05 | 107           | %     | 75 - 125 |       |           |
|                               |            |                          | Acid Extractable Rubidium (Rb)   | 2023/10/05 | 96            | %     | 75 - 125 |       |           |
|                               |            |                          | Acid Extractable Selenium (Se)   | 2023/10/05 | 105           | %     | 75 - 125 |       |           |
|                               |            |                          | Acid Extractable Silver (Ag)     | 2023/10/05 | 105           | %     | 75 - 125 |       |           |
|                               |            |                          | Acid Extractable Strontium (Sr)  | 2023/10/05 | NC            | %     | 75 - 125 |       |           |
|                               |            |                          | Acid Extractable Thallium (Tl)   | 2023/10/05 | 108           | %     | 75 - 125 |       |           |
|                               |            |                          | Acid Extractable Tin (Sn)        | 2023/10/05 | 108           | %     | 75 - 125 |       |           |
|                               |            |                          | Acid Extractable Uranium (U)     | 2023/10/05 | 108           | %     | 75 - 125 |       |           |
| Acid Extractable Vanadium (V) | 2023/10/05 | 99                       | %                                | 75 - 125   |               |       |          |       |           |
| Acid Extractable Zinc (Zn)    | 2023/10/05 | NC                       | %                                | 75 - 125   |               |       |          |       |           |
| 8962110                       | JHY        | Spiked Blank             | Acid Extractable Antimony (Sb)   | 2023/10/05 | 110           | %     | 75 - 125 |       |           |
|                               |            |                          | Acid Extractable Arsenic (As)    | 2023/10/05 | 103           | %     | 75 - 125 |       |           |
|                               |            |                          | Acid Extractable Barium (Ba)     | 2023/10/05 | 101           | %     | 75 - 125 |       |           |
|                               |            |                          | Acid Extractable Beryllium (Be)  | 2023/10/05 | 101           | %     | 75 - 125 |       |           |
|                               |            |                          | Acid Extractable Bismuth (Bi)    | 2023/10/05 | 104           | %     | 75 - 125 |       |           |
|                               |            |                          | Acid Extractable Boron (B)       | 2023/10/05 | 111           | %     | 75 - 125 |       |           |
|                               |            |                          | Acid Extractable Cadmium (Cd)    | 2023/10/05 | 104           | %     | 75 - 125 |       |           |
|                               |            |                          | Acid Extractable Chromium (Cr)   | 2023/10/05 | 101           | %     | 75 - 125 |       |           |
|                               |            |                          | Acid Extractable Cobalt (Co)     | 2023/10/05 | 106           | %     | 75 - 125 |       |           |
|                               |            |                          | Acid Extractable Copper (Cu)     | 2023/10/05 | 104           | %     | 75 - 125 |       |           |
|                               |            |                          | Acid Extractable Lead (Pb)       | 2023/10/05 | 103           | %     | 75 - 125 |       |           |
|                               |            |                          | Acid Extractable Lithium (Li)    | 2023/10/05 | 104           | %     | 75 - 125 |       |           |
|                               |            |                          | Acid Extractable Manganese (Mn)  | 2023/10/05 | 103           | %     | 75 - 125 |       |           |
|                               |            |                          | Acid Extractable Mercury (Hg)    | 2023/10/05 | 100           | %     | 75 - 125 |       |           |
|                               |            |                          | Acid Extractable Molybdenum (Mo) | 2023/10/05 | 108           | %     | 75 - 125 |       |           |
|                               |            |                          | Acid Extractable Nickel (Ni)     | 2023/10/05 | 106           | %     | 75 - 125 |       |           |
|                               |            |                          | Acid Extractable Rubidium (Rb)   | 2023/10/05 | 101           | %     | 75 - 125 |       |           |
|                               |            |                          | Acid Extractable Selenium (Se)   | 2023/10/05 | 106           | %     | 75 - 125 |       |           |
|                               |            |                          | Acid Extractable Silver (Ag)     | 2023/10/05 | 104           | %     | 75 - 125 |       |           |
|                               |            |                          | Acid Extractable Strontium (Sr)  | 2023/10/05 | 103           | %     | 75 - 125 |       |           |
|                               |            |                          | Acid Extractable Thallium (Tl)   | 2023/10/05 | 105           | %     | 75 - 125 |       |           |
|                               |            |                          | Acid Extractable Tin (Sn)        | 2023/10/05 | 105           | %     | 75 - 125 |       |           |
|                               |            |                          | Acid Extractable Uranium (U)     | 2023/10/05 | 105           | %     | 75 - 125 |       |           |
| Acid Extractable Vanadium (V) | 2023/10/05 | 103                      | %                                | 75 - 125   |               |       |          |       |           |
| Acid Extractable Zinc (Zn)    | 2023/10/05 | 108                      | %                                | 75 - 125   |               |       |          |       |           |
| 8962110                       | JHY        | Method Blank             | Acid Extractable Aluminum (Al)   | 2023/10/05 | <10           | mg/kg |          |       |           |
|                               |            |                          | Acid Extractable Antimony (Sb)   | 2023/10/05 | <2.0          | mg/kg |          |       |           |
|                               |            |                          | Acid Extractable Arsenic (As)    | 2023/10/05 | <2.0          | mg/kg |          |       |           |
|                               |            |                          | Acid Extractable Barium (Ba)     | 2023/10/05 | <5.0          | mg/kg |          |       |           |



BUREAU  
VERITAS

Bureau Veritas Job #: C3T1486  
Report Date: 2023/10/06

Dillon Consulting Limited  
Client Project #: 22-3723-4000  
Site Location: LAKE ENON

### QUALITY ASSURANCE REPORT(CONT'D)

| QA/QC Batch | Init | QC Type         | Parameter                        | Date Analyzed | Value | Recovery | UNITS | QC Limits |
|-------------|------|-----------------|----------------------------------|---------------|-------|----------|-------|-----------|
|             |      |                 | Acid Extractable Beryllium (Be)  | 2023/10/05    | <1.0  |          | mg/kg |           |
|             |      |                 | Acid Extractable Bismuth (Bi)    | 2023/10/05    | <2.0  |          | mg/kg |           |
|             |      |                 | Acid Extractable Boron (B)       | 2023/10/05    | <50   |          | mg/kg |           |
|             |      |                 | Acid Extractable Cadmium (Cd)    | 2023/10/05    | <0.30 |          | mg/kg |           |
|             |      |                 | Acid Extractable Chromium (Cr)   | 2023/10/05    | <2.0  |          | mg/kg |           |
|             |      |                 | Acid Extractable Cobalt (Co)     | 2023/10/05    | <1.0  |          | mg/kg |           |
|             |      |                 | Acid Extractable Copper (Cu)     | 2023/10/05    | <2.0  |          | mg/kg |           |
|             |      |                 | Acid Extractable Iron (Fe)       | 2023/10/05    | <50   |          | mg/kg |           |
|             |      |                 | Acid Extractable Lead (Pb)       | 2023/10/05    | <0.50 |          | mg/kg |           |
|             |      |                 | Acid Extractable Lithium (Li)    | 2023/10/05    | <2.0  |          | mg/kg |           |
|             |      |                 | Acid Extractable Manganese (Mn)  | 2023/10/05    | <2.0  |          | mg/kg |           |
|             |      |                 | Acid Extractable Mercury (Hg)    | 2023/10/05    | <0.10 |          | mg/kg |           |
|             |      |                 | Acid Extractable Molybdenum (Mo) | 2023/10/05    | <2.0  |          | mg/kg |           |
|             |      |                 | Acid Extractable Nickel (Ni)     | 2023/10/05    | <2.0  |          | mg/kg |           |
|             |      |                 | Acid Extractable Rubidium (Rb)   | 2023/10/05    | <2.0  |          | mg/kg |           |
|             |      |                 | Acid Extractable Selenium (Se)   | 2023/10/05    | <0.50 |          | mg/kg |           |
|             |      |                 | Acid Extractable Silver (Ag)     | 2023/10/05    | <0.50 |          | mg/kg |           |
|             |      |                 | Acid Extractable Strontium (Sr)  | 2023/10/05    | <5.0  |          | mg/kg |           |
|             |      |                 | Acid Extractable Thallium (Tl)   | 2023/10/05    | <0.10 |          | mg/kg |           |
|             |      |                 | Acid Extractable Tin (Sn)        | 2023/10/05    | <1.0  |          | mg/kg |           |
|             |      |                 | Acid Extractable Uranium (U)     | 2023/10/05    | <0.10 |          | mg/kg |           |
|             |      |                 | Acid Extractable Vanadium (V)    | 2023/10/05    | <2.0  |          | mg/kg |           |
|             |      |                 | Acid Extractable Zinc (Zn)       | 2023/10/05    | <5.0  |          | mg/kg |           |
| 8962110     | JHY  | RPD [XBD034-01] | Acid Extractable Aluminum (Al)   | 2023/10/05    | 1.2   |          | %     | 35        |
|             |      |                 | Acid Extractable Antimony (Sb)   | 2023/10/05    | NC    |          | %     | 35        |
|             |      |                 | Acid Extractable Arsenic (As)    | 2023/10/05    | 0.085 |          | %     | 35        |
|             |      |                 | Acid Extractable Barium (Ba)     | 2023/10/05    | 0.23  |          | %     | 35        |
|             |      |                 | Acid Extractable Beryllium (Be)  | 2023/10/05    | NC    |          | %     | 35        |
|             |      |                 | Acid Extractable Bismuth (Bi)    | 2023/10/05    | NC    |          | %     | 35        |
|             |      |                 | Acid Extractable Boron (B)       | 2023/10/05    | NC    |          | %     | 35        |
|             |      |                 | Acid Extractable Cadmium (Cd)    | 2023/10/05    | 8.8   |          | %     | 35        |
|             |      |                 | Acid Extractable Chromium (Cr)   | 2023/10/05    | 0.74  |          | %     | 35        |
|             |      |                 | Acid Extractable Cobalt (Co)     | 2023/10/05    | 2.0   |          | %     | 35        |
|             |      |                 | Acid Extractable Copper (Cu)     | 2023/10/05    | 1.2   |          | %     | 35        |
|             |      |                 | Acid Extractable Iron (Fe)       | 2023/10/05    | 0.076 |          | %     | 35        |
|             |      |                 | Acid Extractable Lead (Pb)       | 2023/10/05    | 2.5   |          | %     | 35        |
|             |      |                 | Acid Extractable Lithium (Li)    | 2023/10/05    | 2.4   |          | %     | 35        |
|             |      |                 | Acid Extractable Manganese (Mn)  | 2023/10/05    | 4.8   |          | %     | 35        |
|             |      |                 | Acid Extractable Mercury (Hg)    | 2023/10/05    | 5.4   |          | %     | 35        |
|             |      |                 | Acid Extractable Molybdenum (Mo) | 2023/10/05    | 7.1   |          | %     | 35        |
|             |      |                 | Acid Extractable Nickel (Ni)     | 2023/10/05    | 6.7   |          | %     | 35        |
|             |      |                 | Acid Extractable Rubidium (Rb)   | 2023/10/05    | 5.1   |          | %     | 35        |
|             |      |                 | Acid Extractable Selenium (Se)   | 2023/10/05    | 5.1   |          | %     | 35        |
|             |      |                 | Acid Extractable Silver (Ag)     | 2023/10/05    | NC    |          | %     | 35        |
|             |      |                 | Acid Extractable Strontium (Sr)  | 2023/10/05    | 2.3   |          | %     | 35        |
|             |      |                 | Acid Extractable Thallium (Tl)   | 2023/10/05    | 1.3   |          | %     | 35        |
|             |      |                 | Acid Extractable Tin (Sn)        | 2023/10/05    | NC    |          | %     | 35        |
|             |      |                 | Acid Extractable Uranium (U)     | 2023/10/05    | 4.7   |          | %     | 35        |
|             |      |                 | Acid Extractable Vanadium (V)    | 2023/10/05    | 4.1   |          | %     | 35        |
|             |      |                 | Acid Extractable Zinc (Zn)       | 2023/10/05    | 0.67  |          | %     | 35        |



BUREAU  
VERITAS

Bureau Veritas Job #: C3T1486  
Report Date: 2023/10/06

Dillon Consulting Limited  
Client Project #: 22-3723-4000  
Site Location: LAKE ENON

### QUALITY ASSURANCE REPORT(CONT'D)

| QA/QC  | Batch   | Init | QC Type         | Parameter        | Date Analyzed | Value | Recovery | UNITS | QC Limits |
|--|---------|------|-----------------|------------------|---------------|-------|----------|-------|-----------|
|  | 8965343 | SSI  | RPD [XBC984-01] | Soluble (5:1) pH | 2023/10/06    | 0.85  |          | %     | N/A       |
| <p>N/A = Not Applicable</p> <p>Duplicate: Paired analysis of a separate portion of the same sample. Used to evaluate the variance in the measurement.</p> <p>Matrix Spike: A sample to which a known amount of the analyte of interest has been added. Used to evaluate sample matrix interference.</p> <p>Spiked Blank: A blank matrix sample to which a known amount of the analyte, usually from a second source, has been added. Used to evaluate method accuracy.</p> <p>Method Blank: A blank matrix containing all reagents used in the analytical procedure. Used to identify laboratory contamination.</p> <p>NC (Matrix Spike): The recovery in the matrix spike was not calculated. The relative difference between the concentration in the parent sample and the spike amount was too small to permit a reliable recovery calculation (matrix spike concentration was less than the native sample concentration)</p> <p>NC (Duplicate RPD): The duplicate RPD was not calculated. The concentration in the sample and/or duplicate was too low to permit a reliable RPD calculation (absolute difference <math>\leq 2x</math> RDL).</p> |         |      |                 |                  |               |       |          |       |           |



BUREAU  
VERITAS

Bureau Veritas Job #: C3T1486  
Report Date: 2023/10/06

Dillon Consulting Limited  
Client Project #: 22-3723-4000  
Site Location: LAKE ENON

### VALIDATION SIGNATURE PAGE

The analytical data and all QC contained in this report were reviewed and validated by:

---

Mike MacGillivray, Scientific Specialist (Inorganics)



Bureau Veritas Proprietary Software  
Logiciel Propriétaire de Bureau Veritas

---

Automated Statchk

---

Bureau Veritas has procedures in place to guard against improper use of the electronic signature and have the required "signatories", as per ISO/IEC 17025, signing the reports. For Service Group specific validation, please refer to the Validation Signatures page if included, otherwise available by request. For Department specific Analyst/Supervisor validation names, please refer to the Test Summary section if included, otherwise available by request. This report is authorized by Kathy Martin, Laboratory Manager responsible for Nova Scotia Environmental laboratory operations.



Your Project #: 22-3723-4000  
 Site Location: LAKE ENON

**Attention: Nadine Wambolt**

Dillon Consulting Limited  
 275 Charlotte St  
 Sydney, NS  
 CANADA B1P 1C6

**Report Date: 2023/10/06**  
 Report #: R7849184  
 Version: 1 - Final

**CERTIFICATE OF ANALYSIS**

**BUREAU VERITAS JOB #: C3T1517**

**Received: 2023/09/21, 15:20**

Sample Matrix: Soil  
 # Samples Received: 11

| Analyses                           | Quantity | Date       | Date       | Laboratory Method | Analytical Method |
|------------------------------------|----------|------------|------------|-------------------|-------------------|
|                                    |          | Extracted  | Analyzed   |                   |                   |
| Metals Solids Acid Extr. ICPMS (1) | 11       | 2023/10/05 | 2023/10/05 | ATL SOP 00058     | EPA 6020B R2 m    |
| pH (5:1 DI Water Extract) (1)      | 2        | 2023/10/06 | 2023/10/06 | ATL SOP 00003     | SM 24 4500-H+ B m |

**Remarks:**

Bureau Veritas is accredited to ISO/IEC 17025 for specific parameters on scopes of accreditation. Unless otherwise noted, procedures used by Bureau Veritas are based upon recognized Provincial, Federal or US method compendia such as CCME, MELCCFP, EPA, APHA.

All work recorded herein has been done in accordance with procedures and practices ordinarily exercised by professionals in Bureau Veritas' profession using accepted testing methodologies, quality assurance and quality control procedures (except where otherwise agreed by the client and Bureau Veritas in writing). All data is in statistical control and has met quality control and method performance criteria unless otherwise noted. All method blanks are reported; unless indicated otherwise, associated sample data are not blank corrected. Where applicable, unless otherwise noted, Measurement Uncertainty has not been accounted for when stating conformity to the referenced standard.

Bureau Veritas liability is limited to the actual cost of the requested analyses, unless otherwise agreed in writing. There is no other warranty expressed or implied. Bureau Veritas has been retained to provide analysis of samples provided by the Client using the testing methodology referenced in this report. Interpretation and use of test results are the sole responsibility of the Client and are not within the scope of services provided by Bureau Veritas, unless otherwise agreed in writing. Bureau Veritas is not responsible for the accuracy or any data impacts, that result from the information provided by the customer or their agent.

Solid sample results, except biota, are based on dry weight unless otherwise indicated. Organic analyses are not recovery corrected except for isotope dilution methods.

Results relate to samples tested. When sampling is not conducted by Bureau Veritas, results relate to the supplied samples tested. This Certificate shall not be reproduced except in full, without the written approval of the laboratory.

Reference Method suffix "m" indicates test methods incorporate validated modifications from specific reference methods to improve performance.

\* RPDs calculated using raw data. The rounding of final results may result in the apparent difference.

(1) This test was performed by Bureau Veritas Bedford, 200 Bluewater Rd Suite 105, Bedford, NS, B4B 1G9



Your Project #: 22-3723-4000  
Site Location: LAKE ENON

**Attention: Nadine Wambolt**

Dillon Consulting Limited  
275 Charlotte St  
Sydney, NS  
CANADA B1P 1C6

**Report Date: 2023/10/06**  
Report #: R7849184  
Version: 1 - Final

**CERTIFICATE OF ANALYSIS**

**BUREAU VERITAS JOB #: C3T1517**

**Received: 2023/09/21, 15:20**

Encryption Key



**AUTHORIZED REPORT  
RAPPORT AUTORISÉ**

Bureau Veritas

06 Oct 2023 17:38:51

Please direct all questions regarding this Certificate of Analysis to:  
Natalie MacAskill, Key Account Specialist  
Email: Natalie.MacAskill@bureauveritas.com  
Phone# (902)567-1255 Ext:17

=====  
This report has been generated and distributed using a secure automated process.  
Bureau Veritas has procedures in place to guard against improper use of the electronic signature and have the required "signatories", as per ISO/IEC 17025, signing the reports.  
For Service Group specific validation, please refer to the Validation Signatures page if included, otherwise available by request. For Department specific Analyst/Supervisor validation names, please refer to the Test Summary section if included, otherwise available by request. This report is authorized by Kathy Martin, Laboratory Manager responsible for Nova Scotia Environmental laboratory operations.



BUREAU  
VERITAS

Bureau Veritas Job #: C3T1517  
Report Date: 2023/10/06

Dillon Consulting Limited  
Client Project #: 22-3723-4000  
Site Location: LAKE ENON

### RESULTS OF ANALYSES OF SOIL

| Bureau Veritas ID                |       | XBD201              | XBD233              |          |
|----------------------------------|-------|---------------------|---------------------|----------|
| Sampling Date                    |       | 2023/09/20<br>09:50 | 2023/09/20<br>15:40 |          |
|                                  | UNITS | TP35 0-0.15         | TP40 0.15-1.0M      | QC Batch |
| <b>Inorganics</b>                |       |                     |                     |          |
| Soluble (5:1) pH                 | pH    | 5.21                | 5.61                | 8965343  |
| QC Batch = Quality Control Batch |       |                     |                     |          |



BUREAU  
VERITAS

Bureau Veritas Job #: C3T1517

Report Date: 2023/10/06

Dillon Consulting Limited

Client Project #: 22-3723-4000

Site Location: LAKE ENON

### ELEMENTS BY ATOMIC SPECTROSCOPY (SOIL)

| Bureau Veritas ID |       | XBD201              | XBD202              | XBD203              | XBD204              | XBD205              |     |          |
|-------------------|-------|---------------------|---------------------|---------------------|---------------------|---------------------|-----|----------|
| Sampling Date     |       | 2023/09/20<br>09:50 | 2023/09/20<br>09:55 | 2023/09/20<br>11:00 | 2023/09/20<br>11:20 | 2023/09/20<br>12:20 |     |          |
|                   | UNITS | TP35 0-0.15         | TP35 0.15-1.0M      | TP36 0.15-1.0M      | TP36 3.0-3.5M       | TP37 3.0-4.0M       | RDL | QC Batch |

| Metals                           |       |       |       |       |       |       |      |         |
|----------------------------------|-------|-------|-------|-------|-------|-------|------|---------|
| Acid Extractable Aluminum (Al)   | mg/kg | 16000 | 13000 | 12000 | 12000 | 13000 | 10   | 8962110 |
| Acid Extractable Antimony (Sb)   | mg/kg | <2.0  | <2.0  | <2.0  | <2.0  | <2.0  | 2.0  | 8962110 |
| Acid Extractable Arsenic (As)    | mg/kg | 5.0   | 6.2   | 7.3   | 6.8   | 6.6   | 2.0  | 8962110 |
| Acid Extractable Barium (Ba)     | mg/kg | 150   | 1100  | 710   | 880   | 140   | 5.0  | 8962110 |
| Acid Extractable Beryllium (Be)  | mg/kg | <1.0  | <1.0  | <1.0  | <1.0  | <1.0  | 1.0  | 8962110 |
| Acid Extractable Bismuth (Bi)    | mg/kg | <2.0  | <2.0  | <2.0  | <2.0  | <2.0  | 2.0  | 8962110 |
| Acid Extractable Boron (B)       | mg/kg | <50   | <50   | <50   | <50   | <50   | 50   | 8962110 |
| Acid Extractable Cadmium (Cd)    | mg/kg | 0.31  | 3.6   | 4.2   | 5.1   | 3.5   | 0.30 | 8962110 |
| Acid Extractable Chromium (Cr)   | mg/kg | 17    | 18    | 18    | 18    | 17    | 2.0  | 8962110 |
| Acid Extractable Cobalt (Co)     | mg/kg | 9.0   | 10    | 11    | 12    | 11    | 1.0  | 8962110 |
| Acid Extractable Copper (Cu)     | mg/kg | 7.6   | 42    | 55    | 62    | 35    | 2.0  | 8962110 |
| Acid Extractable Iron (Fe)       | mg/kg | 27000 | 29000 | 24000 | 24000 | 26000 | 50   | 8962110 |
| Acid Extractable Lead (Pb)       | mg/kg | 63    | 63    | 210   | 190   | 240   | 0.50 | 8962110 |
| Acid Extractable Lithium (Li)    | mg/kg | 22    | 21    | 22    | 23    | 21    | 2.0  | 8962110 |
| Acid Extractable Manganese (Mn)  | mg/kg | 2100  | 4100  | 2400  | 2500  | 3300  | 2.0  | 8962110 |
| Acid Extractable Mercury (Hg)    | mg/kg | 0.14  | <0.10 | <0.10 | <0.10 | <0.10 | 0.10 | 8962110 |
| Acid Extractable Molybdenum (Mo) | mg/kg | 2.1   | <2.0  | <2.0  | <2.0  | <2.0  | 2.0  | 8962110 |
| Acid Extractable Nickel (Ni)     | mg/kg | 10    | 18    | 20    | 20    | 20    | 2.0  | 8962110 |
| Acid Extractable Rubidium (Rb)   | mg/kg | 14    | 10    | 10    | 10    | 7.9   | 2.0  | 8962110 |
| Acid Extractable Selenium (Se)   | mg/kg | 1.0   | <0.50 | <0.50 | <0.50 | <0.50 | 0.50 | 8962110 |
| Acid Extractable Silver (Ag)     | mg/kg | <0.50 | <0.50 | 0.72  | 1.0   | <0.50 | 0.50 | 8962110 |
| Acid Extractable Strontium (Sr)  | mg/kg | 34    | 18    | 110   | 150   | 320   | 5.0  | 8962110 |
| Acid Extractable Thallium (Tl)   | mg/kg | 0.21  | 0.27  | 0.37  | 0.37  | 0.33  | 0.10 | 8962110 |
| Acid Extractable Tin (Sn)        | mg/kg | <1.0  | <1.0  | <1.0  | <1.0  | <1.0  | 1.0  | 8962110 |
| Acid Extractable Uranium (U)     | mg/kg | 1.4   | 1.0   | 1.9   | 2.1   | 1.3   | 0.10 | 8962110 |
| Acid Extractable Vanadium (V)    | mg/kg | 37    | 31    | 28    | 28    | 28    | 2.0  | 8962110 |
| Acid Extractable Zinc (Zn)       | mg/kg | 240   | 500   | 810   | 860   | 720   | 5.0  | 8962110 |

RDL = Reportable Detection Limit

QC Batch = Quality Control Batch



BUREAU  
VERITAS

Bureau Veritas Job #: C3T1517  
Report Date: 2023/10/06

Dillon Consulting Limited  
Client Project #: 22-3723-4000  
Site Location: LAKE ENON

### ELEMENTS BY ATOMIC SPECTROSCOPY (SOIL)

| Bureau Veritas ID |       | XBD206              | XBD207                | XBD208              | XBD232              | XBD233              |     |          |
|-------------------|-------|---------------------|-----------------------|---------------------|---------------------|---------------------|-----|----------|
| Sampling Date     |       | 2023/09/20<br>12:20 | 2023/09/20<br>13:25   | 2023/09/20<br>13:50 | 2023/09/20<br>14:50 | 2023/09/20<br>15:40 |     |          |
|                   | UNITS | TP-E 3.0-4.0M       | TP38: 0.15 TO<br>1.0M | TP38 3.0-3.6M       | TP39 3.0-4.0M       | TP40 0.15-1.0M      | RDL | QC Batch |

| Metals                           |       |       |       |       |       |       |      |         |
|----------------------------------|-------|-------|-------|-------|-------|-------|------|---------|
| Acid Extractable Aluminum (Al)   | mg/kg | 13000 | 13000 | 13000 | 12000 | 11000 | 10   | 8962110 |
| Acid Extractable Antimony (Sb)   | mg/kg | <2.0  | <2.0  | <2.0  | <2.0  | <2.0  | 2.0  | 8962110 |
| Acid Extractable Arsenic (As)    | mg/kg | 7.0   | 6.5   | 5.7   | 5.2   | 6.8   | 2.0  | 8962110 |
| Acid Extractable Barium (Ba)     | mg/kg | 210   | 260   | 730   | 460   | 40    | 5.0  | 8962110 |
| Acid Extractable Beryllium (Be)  | mg/kg | <1.0  | <1.0  | <1.0  | <1.0  | <1.0  | 1.0  | 8962110 |
| Acid Extractable Bismuth (Bi)    | mg/kg | <2.0  | <2.0  | <2.0  | <2.0  | <2.0  | 2.0  | 8962110 |
| Acid Extractable Boron (B)       | mg/kg | <50   | <50   | <50   | <50   | <50   | 50   | 8962110 |
| Acid Extractable Cadmium (Cd)    | mg/kg | 6.2   | 6.4   | 4.1   | 3.0   | 0.38  | 0.30 | 8962110 |
| Acid Extractable Chromium (Cr)   | mg/kg | 19    | 16    | 18    | 17    | 16    | 2.0  | 8962110 |
| Acid Extractable Cobalt (Co)     | mg/kg | 12    | 12    | 11    | 9.5   | 11    | 1.0  | 8962110 |
| Acid Extractable Copper (Cu)     | mg/kg | 36    | 29    | 24    | 20    | 9.9   | 2.0  | 8962110 |
| Acid Extractable Iron (Fe)       | mg/kg | 27000 | 23000 | 24000 | 22000 | 22000 | 50   | 8962110 |
| Acid Extractable Lead (Pb)       | mg/kg | 240   | 190   | 270   | 200   | 82    | 0.50 | 8962110 |
| Acid Extractable Lithium (Li)    | mg/kg | 22    | 21    | 21    | 23    | 21    | 2.0  | 8962110 |
| Acid Extractable Manganese (Mn)  | mg/kg | 3200  | 2800  | 2000  | 1700  | 1500  | 2.0  | 8962110 |
| Acid Extractable Mercury (Hg)    | mg/kg | <0.10 | <0.10 | <0.10 | <0.10 | <0.10 | 0.10 | 8962110 |
| Acid Extractable Molybdenum (Mo) | mg/kg | <2.0  | <2.0  | <2.0  | <2.0  | <2.0  | 2.0  | 8962110 |
| Acid Extractable Nickel (Ni)     | mg/kg | 22    | 20    | 18    | 19    | 17    | 2.0  | 8962110 |
| Acid Extractable Rubidium (Rb)   | mg/kg | 8.6   | 8.4   | 8.8   | 10    | 8.5   | 2.0  | 8962110 |
| Acid Extractable Selenium (Se)   | mg/kg | <0.50 | <0.50 | <0.50 | <0.50 | <0.50 | 0.50 | 8962110 |
| Acid Extractable Silver (Ag)     | mg/kg | <0.50 | <0.50 | <0.50 | <0.50 | <0.50 | 0.50 | 8962110 |
| Acid Extractable Strontium (Sr)  | mg/kg | 1100  | 280   | 370   | 220   | 6.9   | 5.0  | 8962110 |
| Acid Extractable Thallium (Tl)   | mg/kg | 0.34  | 0.26  | 0.21  | 0.27  | 0.18  | 0.10 | 8962110 |
| Acid Extractable Tin (Sn)        | mg/kg | <1.0  | <1.0  | <1.0  | <1.0  | <1.0  | 1.0  | 8962110 |
| Acid Extractable Uranium (U)     | mg/kg | 1.3   | 1.6   | 1.3   | 1.2   | 0.82  | 0.10 | 8962110 |
| Acid Extractable Vanadium (V)    | mg/kg | 29    | 28    | 34    | 28    | 22    | 2.0  | 8962110 |
| Acid Extractable Zinc (Zn)       | mg/kg | 790   | 600   | 510   | 460   | 130   | 5.0  | 8962110 |

RDL = Reportable Detection Limit  
QC Batch = Quality Control Batch



BUREAU  
VERITAS

Bureau Veritas Job #: C3T1517  
Report Date: 2023/10/06

Dillon Consulting Limited  
Client Project #: 22-3723-4000  
Site Location: LAKE ENON

### ELEMENTS BY ATOMIC SPECTROSCOPY (SOIL)

| Bureau Veritas ID                |       | XBD234              |      |          |
|----------------------------------|-------|---------------------|------|----------|
| Sampling Date                    |       | 2023/09/20<br>16:25 |      |          |
|                                  | UNITS | TP40 3.0-4.0M       | RDL  | QC Batch |
| <b>Metals</b>                    |       |                     |      |          |
| Acid Extractable Aluminum (Al)   | mg/kg | 14000               | 10   | 8962110  |
| Acid Extractable Antimony (Sb)   | mg/kg | <2.0                | 2.0  | 8962110  |
| Acid Extractable Arsenic (As)    | mg/kg | 7.0                 | 2.0  | 8962110  |
| Acid Extractable Barium (Ba)     | mg/kg | 180                 | 5.0  | 8962110  |
| Acid Extractable Beryllium (Be)  | mg/kg | <1.0                | 1.0  | 8962110  |
| Acid Extractable Bismuth (Bi)    | mg/kg | <2.0                | 2.0  | 8962110  |
| Acid Extractable Boron (B)       | mg/kg | <50                 | 50   | 8962110  |
| Acid Extractable Cadmium (Cd)    | mg/kg | 0.93                | 0.30 | 8962110  |
| Acid Extractable Chromium (Cr)   | mg/kg | 23                  | 2.0  | 8962110  |
| Acid Extractable Cobalt (Co)     | mg/kg | 13                  | 1.0  | 8962110  |
| Acid Extractable Copper (Cu)     | mg/kg | 20                  | 2.0  | 8962110  |
| Acid Extractable Iron (Fe)       | mg/kg | 26000               | 50   | 8962110  |
| Acid Extractable Lead (Pb)       | mg/kg | 64                  | 0.50 | 8962110  |
| Acid Extractable Lithium (Li)    | mg/kg | 25                  | 2.0  | 8962110  |
| Acid Extractable Manganese (Mn)  | mg/kg | 1100                | 2.0  | 8962110  |
| Acid Extractable Mercury (Hg)    | mg/kg | <0.10               | 0.10 | 8962110  |
| Acid Extractable Molybdenum (Mo) | mg/kg | <2.0                | 2.0  | 8962110  |
| Acid Extractable Nickel (Ni)     | mg/kg | 27                  | 2.0  | 8962110  |
| Acid Extractable Rubidium (Rb)   | mg/kg | 11                  | 2.0  | 8962110  |
| Acid Extractable Selenium (Se)   | mg/kg | <0.50               | 0.50 | 8962110  |
| Acid Extractable Silver (Ag)     | mg/kg | <0.50               | 0.50 | 8962110  |
| Acid Extractable Strontium (Sr)  | mg/kg | 22                  | 5.0  | 8962110  |
| Acid Extractable Thallium (Tl)   | mg/kg | 0.28                | 0.10 | 8962110  |
| Acid Extractable Tin (Sn)        | mg/kg | <1.0                | 1.0  | 8962110  |
| Acid Extractable Uranium (U)     | mg/kg | 1.1                 | 0.10 | 8962110  |
| Acid Extractable Vanadium (V)    | mg/kg | 28                  | 2.0  | 8962110  |
| Acid Extractable Zinc (Zn)       | mg/kg | 150                 | 5.0  | 8962110  |
| RDL = Reportable Detection Limit |       |                     |      |          |
| QC Batch = Quality Control Batch |       |                     |      |          |



**BUREAU  
VERITAS**

Bureau Veritas Job #: C3T1517  
Report Date: 2023/10/06

Dillon Consulting Limited  
Client Project #: 22-3723-4000  
Site Location: LAKE ENON

### GENERAL COMMENTS

**Results relate only to the items tested.**



BUREAU  
VERITAS

Bureau Veritas Job #: C3T1517  
Report Date: 2023/10/06

Dillon Consulting Limited  
Client Project #: 22-3723-4000  
Site Location: LAKE ENON

### QUALITY ASSURANCE REPORT

| QA/QC                      | Batch      | Init         | QC Type                          | Parameter  | Date Analyzed | Value | Recovery | UNITS | QC Limits |
|----------------------------|------------|--------------|----------------------------------|------------|---------------|-------|----------|-------|-----------|
| 8962110                    | JHY        | Matrix Spike | Acid Extractable Antimony (Sb)   | 2023/10/05 | 101           | %     | 75 - 125 |       |           |
|                            |            |              | Acid Extractable Arsenic (As)    | 2023/10/05 | 113           | %     | 75 - 125 |       |           |
|                            |            |              | Acid Extractable Barium (Ba)     | 2023/10/05 | 98            | %     | 75 - 125 |       |           |
|                            |            |              | Acid Extractable Beryllium (Be)  | 2023/10/05 | 105           | %     | 75 - 125 |       |           |
|                            |            |              | Acid Extractable Bismuth (Bi)    | 2023/10/05 | 109           | %     | 75 - 125 |       |           |
|                            |            |              | Acid Extractable Boron (B)       | 2023/10/05 | 90            | %     | 75 - 125 |       |           |
|                            |            |              | Acid Extractable Cadmium (Cd)    | 2023/10/05 | 105           | %     | 75 - 125 |       |           |
|                            |            |              | Acid Extractable Chromium (Cr)   | 2023/10/05 | 104           | %     | 75 - 125 |       |           |
|                            |            |              | Acid Extractable Cobalt (Co)     | 2023/10/05 | 109           | %     | 75 - 125 |       |           |
|                            |            |              | Acid Extractable Copper (Cu)     | 2023/10/05 | 110           | %     | 75 - 125 |       |           |
|                            |            |              | Acid Extractable Lead (Pb)       | 2023/10/05 | NC            | %     | 75 - 125 |       |           |
|                            |            |              | Acid Extractable Lithium (Li)    | 2023/10/05 | 107           | %     | 75 - 125 |       |           |
|                            |            |              | Acid Extractable Manganese (Mn)  | 2023/10/05 | NC            | %     | 75 - 125 |       |           |
|                            |            |              | Acid Extractable Mercury (Hg)    | 2023/10/05 | 101           | %     | 75 - 125 |       |           |
|                            |            |              | Acid Extractable Molybdenum (Mo) | 2023/10/05 | 113           | %     | 75 - 125 |       |           |
|                            |            |              | Acid Extractable Nickel (Ni)     | 2023/10/05 | 107           | %     | 75 - 125 |       |           |
|                            |            |              | Acid Extractable Rubidium (Rb)   | 2023/10/05 | 96            | %     | 75 - 125 |       |           |
|                            |            |              | Acid Extractable Selenium (Se)   | 2023/10/05 | 105           | %     | 75 - 125 |       |           |
|                            |            |              | Acid Extractable Silver (Ag)     | 2023/10/05 | 105           | %     | 75 - 125 |       |           |
|                            |            |              | Acid Extractable Strontium (Sr)  | 2023/10/05 | NC            | %     | 75 - 125 |       |           |
|                            |            |              | Acid Extractable Thallium (Tl)   | 2023/10/05 | 108           | %     | 75 - 125 |       |           |
|                            |            |              | Acid Extractable Tin (Sn)        | 2023/10/05 | 108           | %     | 75 - 125 |       |           |
|                            |            |              | Acid Extractable Uranium (U)     | 2023/10/05 | 108           | %     | 75 - 125 |       |           |
|                            |            |              | Acid Extractable Vanadium (V)    | 2023/10/05 | 99            | %     | 75 - 125 |       |           |
| Acid Extractable Zinc (Zn) | 2023/10/05 | NC           | %                                | 75 - 125   |               |       |          |       |           |
| 8962110                    | JHY        | Spiked Blank | Acid Extractable Antimony (Sb)   | 2023/10/05 | 110           | %     | 75 - 125 |       |           |
|                            |            |              | Acid Extractable Arsenic (As)    | 2023/10/05 | 103           | %     | 75 - 125 |       |           |
|                            |            |              | Acid Extractable Barium (Ba)     | 2023/10/05 | 101           | %     | 75 - 125 |       |           |
|                            |            |              | Acid Extractable Beryllium (Be)  | 2023/10/05 | 101           | %     | 75 - 125 |       |           |
|                            |            |              | Acid Extractable Bismuth (Bi)    | 2023/10/05 | 104           | %     | 75 - 125 |       |           |
|                            |            |              | Acid Extractable Boron (B)       | 2023/10/05 | 111           | %     | 75 - 125 |       |           |
|                            |            |              | Acid Extractable Cadmium (Cd)    | 2023/10/05 | 104           | %     | 75 - 125 |       |           |
|                            |            |              | Acid Extractable Chromium (Cr)   | 2023/10/05 | 101           | %     | 75 - 125 |       |           |
|                            |            |              | Acid Extractable Cobalt (Co)     | 2023/10/05 | 106           | %     | 75 - 125 |       |           |
|                            |            |              | Acid Extractable Copper (Cu)     | 2023/10/05 | 104           | %     | 75 - 125 |       |           |
|                            |            |              | Acid Extractable Lead (Pb)       | 2023/10/05 | 103           | %     | 75 - 125 |       |           |
|                            |            |              | Acid Extractable Lithium (Li)    | 2023/10/05 | 104           | %     | 75 - 125 |       |           |
|                            |            |              | Acid Extractable Manganese (Mn)  | 2023/10/05 | 103           | %     | 75 - 125 |       |           |
|                            |            |              | Acid Extractable Mercury (Hg)    | 2023/10/05 | 100           | %     | 75 - 125 |       |           |
|                            |            |              | Acid Extractable Molybdenum (Mo) | 2023/10/05 | 108           | %     | 75 - 125 |       |           |
|                            |            |              | Acid Extractable Nickel (Ni)     | 2023/10/05 | 106           | %     | 75 - 125 |       |           |
|                            |            |              | Acid Extractable Rubidium (Rb)   | 2023/10/05 | 101           | %     | 75 - 125 |       |           |
|                            |            |              | Acid Extractable Selenium (Se)   | 2023/10/05 | 106           | %     | 75 - 125 |       |           |
|                            |            |              | Acid Extractable Silver (Ag)     | 2023/10/05 | 104           | %     | 75 - 125 |       |           |
|                            |            |              | Acid Extractable Strontium (Sr)  | 2023/10/05 | 103           | %     | 75 - 125 |       |           |
|                            |            |              | Acid Extractable Thallium (Tl)   | 2023/10/05 | 105           | %     | 75 - 125 |       |           |
|                            |            |              | Acid Extractable Tin (Sn)        | 2023/10/05 | 105           | %     | 75 - 125 |       |           |
|                            |            |              | Acid Extractable Uranium (U)     | 2023/10/05 | 105           | %     | 75 - 125 |       |           |
|                            |            |              | Acid Extractable Vanadium (V)    | 2023/10/05 | 103           | %     | 75 - 125 |       |           |
| Acid Extractable Zinc (Zn) | 2023/10/05 | 108          | %                                | 75 - 125   |               |       |          |       |           |
| 8962110                    | JHY        | Method Blank | Acid Extractable Aluminum (Al)   | 2023/10/05 | <10           | mg/kg |          |       |           |
|                            |            |              | Acid Extractable Antimony (Sb)   | 2023/10/05 | <2.0          | mg/kg |          |       |           |
|                            |            |              | Acid Extractable Arsenic (As)    | 2023/10/05 | <2.0          | mg/kg |          |       |           |
|                            |            |              | Acid Extractable Barium (Ba)     | 2023/10/05 | <5.0          | mg/kg |          |       |           |



BUREAU  
VERITAS

Bureau Veritas Job #: C3T1517  
Report Date: 2023/10/06

Dillon Consulting Limited  
Client Project #: 22-3723-4000  
Site Location: LAKE ENON

### QUALITY ASSURANCE REPORT(CONT'D)

| QA/QC<br>Batch | Init | QC Type | Parameter                        | Date Analyzed | Value | Recovery | UNITS | QC Limits |
|----------------|------|---------|----------------------------------|---------------|-------|----------|-------|-----------|
|                |      |         | Acid Extractable Beryllium (Be)  | 2023/10/05    | <1.0  |          | mg/kg |           |
|                |      |         | Acid Extractable Bismuth (Bi)    | 2023/10/05    | <2.0  |          | mg/kg |           |
|                |      |         | Acid Extractable Boron (B)       | 2023/10/05    | <50   |          | mg/kg |           |
|                |      |         | Acid Extractable Cadmium (Cd)    | 2023/10/05    | <0.30 |          | mg/kg |           |
|                |      |         | Acid Extractable Chromium (Cr)   | 2023/10/05    | <2.0  |          | mg/kg |           |
|                |      |         | Acid Extractable Cobalt (Co)     | 2023/10/05    | <1.0  |          | mg/kg |           |
|                |      |         | Acid Extractable Copper (Cu)     | 2023/10/05    | <2.0  |          | mg/kg |           |
|                |      |         | Acid Extractable Iron (Fe)       | 2023/10/05    | <50   |          | mg/kg |           |
|                |      |         | Acid Extractable Lead (Pb)       | 2023/10/05    | <0.50 |          | mg/kg |           |
|                |      |         | Acid Extractable Lithium (Li)    | 2023/10/05    | <2.0  |          | mg/kg |           |
|                |      |         | Acid Extractable Manganese (Mn)  | 2023/10/05    | <2.0  |          | mg/kg |           |
|                |      |         | Acid Extractable Mercury (Hg)    | 2023/10/05    | <0.10 |          | mg/kg |           |
|                |      |         | Acid Extractable Molybdenum (Mo) | 2023/10/05    | <2.0  |          | mg/kg |           |
|                |      |         | Acid Extractable Nickel (Ni)     | 2023/10/05    | <2.0  |          | mg/kg |           |
|                |      |         | Acid Extractable Rubidium (Rb)   | 2023/10/05    | <2.0  |          | mg/kg |           |
|                |      |         | Acid Extractable Selenium (Se)   | 2023/10/05    | <0.50 |          | mg/kg |           |
|                |      |         | Acid Extractable Silver (Ag)     | 2023/10/05    | <0.50 |          | mg/kg |           |
|                |      |         | Acid Extractable Strontium (Sr)  | 2023/10/05    | <5.0  |          | mg/kg |           |
|                |      |         | Acid Extractable Thallium (Tl)   | 2023/10/05    | <0.10 |          | mg/kg |           |
|                |      |         | Acid Extractable Tin (Sn)        | 2023/10/05    | <1.0  |          | mg/kg |           |
|                |      |         | Acid Extractable Uranium (U)     | 2023/10/05    | <0.10 |          | mg/kg |           |
|                |      |         | Acid Extractable Vanadium (V)    | 2023/10/05    | <2.0  |          | mg/kg |           |
|                |      |         | Acid Extractable Zinc (Zn)       | 2023/10/05    | <5.0  |          | mg/kg |           |
| 8962110        | JHY  | RPD     | Acid Extractable Aluminum (Al)   | 2023/10/05    | 1.2   |          | %     | 35        |
|                |      |         | Acid Extractable Antimony (Sb)   | 2023/10/05    | NC    |          | %     | 35        |
|                |      |         | Acid Extractable Arsenic (As)    | 2023/10/05    | 0.085 |          | %     | 35        |
|                |      |         | Acid Extractable Barium (Ba)     | 2023/10/05    | 0.23  |          | %     | 35        |
|                |      |         | Acid Extractable Beryllium (Be)  | 2023/10/05    | NC    |          | %     | 35        |
|                |      |         | Acid Extractable Bismuth (Bi)    | 2023/10/05    | NC    |          | %     | 35        |
|                |      |         | Acid Extractable Boron (B)       | 2023/10/05    | NC    |          | %     | 35        |
|                |      |         | Acid Extractable Cadmium (Cd)    | 2023/10/05    | 8.8   |          | %     | 35        |
|                |      |         | Acid Extractable Chromium (Cr)   | 2023/10/05    | 0.74  |          | %     | 35        |
|                |      |         | Acid Extractable Cobalt (Co)     | 2023/10/05    | 2.0   |          | %     | 35        |
|                |      |         | Acid Extractable Copper (Cu)     | 2023/10/05    | 1.2   |          | %     | 35        |
|                |      |         | Acid Extractable Iron (Fe)       | 2023/10/05    | 0.076 |          | %     | 35        |
|                |      |         | Acid Extractable Lead (Pb)       | 2023/10/05    | 2.5   |          | %     | 35        |
|                |      |         | Acid Extractable Lithium (Li)    | 2023/10/05    | 2.4   |          | %     | 35        |
|                |      |         | Acid Extractable Manganese (Mn)  | 2023/10/05    | 4.8   |          | %     | 35        |
|                |      |         | Acid Extractable Mercury (Hg)    | 2023/10/05    | 5.4   |          | %     | 35        |
|                |      |         | Acid Extractable Molybdenum (Mo) | 2023/10/05    | 7.1   |          | %     | 35        |
|                |      |         | Acid Extractable Nickel (Ni)     | 2023/10/05    | 6.7   |          | %     | 35        |
|                |      |         | Acid Extractable Rubidium (Rb)   | 2023/10/05    | 5.1   |          | %     | 35        |
|                |      |         | Acid Extractable Selenium (Se)   | 2023/10/05    | 5.1   |          | %     | 35        |
|                |      |         | Acid Extractable Silver (Ag)     | 2023/10/05    | NC    |          | %     | 35        |
|                |      |         | Acid Extractable Strontium (Sr)  | 2023/10/05    | 2.3   |          | %     | 35        |
|                |      |         | Acid Extractable Thallium (Tl)   | 2023/10/05    | 1.3   |          | %     | 35        |
|                |      |         | Acid Extractable Tin (Sn)        | 2023/10/05    | NC    |          | %     | 35        |
|                |      |         | Acid Extractable Uranium (U)     | 2023/10/05    | 4.7   |          | %     | 35        |
|                |      |         | Acid Extractable Vanadium (V)    | 2023/10/05    | 4.1   |          | %     | 35        |
|                |      |         | Acid Extractable Zinc (Zn)       | 2023/10/05    | 0.67  |          | %     | 35        |



BUREAU  
VERITAS

Bureau Veritas Job #: C3T1517  
Report Date: 2023/10/06

Dillon Consulting Limited  
Client Project #: 22-3723-4000  
Site Location: LAKE ENON

### QUALITY ASSURANCE REPORT(CONT'D)

| QA/QC  | Batch   | Init | QC Type | Parameter        | Date Analyzed | Value | Recovery | UNITS | QC Limits |
|--|---------|------|---------|------------------|---------------|-------|----------|-------|-----------|
|  | 8965343 | SSI  | RPD     | Soluble (5:1) pH | 2023/10/06    | 0.85  |          | %     | N/A       |
| <p>N/A = Not Applicable</p> <p>Duplicate: Paired analysis of a separate portion of the same sample. Used to evaluate the variance in the measurement.</p> <p>Matrix Spike: A sample to which a known amount of the analyte of interest has been added. Used to evaluate sample matrix interference.</p> <p>Spiked Blank: A blank matrix sample to which a known amount of the analyte, usually from a second source, has been added. Used to evaluate method accuracy.</p> <p>Method Blank: A blank matrix containing all reagents used in the analytical procedure. Used to identify laboratory contamination.</p> <p>NC (Matrix Spike): The recovery in the matrix spike was not calculated. The relative difference between the concentration in the parent sample and the spike amount was too small to permit a reliable recovery calculation (matrix spike concentration was less than the native sample concentration)</p> <p>NC (Duplicate RPD): The duplicate RPD was not calculated. The concentration in the sample and/or duplicate was too low to permit a reliable RPD calculation (absolute difference <math>\leq 2x</math> RDL).</p> |         |      |         |                  |               |       |          |       |           |



BUREAU  
VERITAS

Bureau Veritas Job #: C3T1517  
Report Date: 2023/10/06

Dillon Consulting Limited  
Client Project #: 22-3723-4000  
Site Location: LAKE ENON

### VALIDATION SIGNATURE PAGE

The analytical data and all QC contained in this report were reviewed and validated by:

---

Mike MacGillivray, Scientific Specialist (Inorganics)



Bureau Veritas Proprietary Software  
Logiciel Propriétaire de Bureau Veritas

---

Automated Statchk

---

Bureau Veritas has procedures in place to guard against improper use of the electronic signature and have the required "signatories", as per ISO/IEC 17025, signing the reports. For Service Group specific validation, please refer to the Validation Signatures page if included, otherwise available by request. For Department specific Analyst/Supervisor validation names, please refer to the Test Summary section if included, otherwise available by request. This report is authorized by Kathy Martin, Laboratory Manager responsible for Nova Scotia Environmental laboratory operations.



Your Project #: 22-3723-4000  
Site Location: LAKE ENON

**Attention: Nadine Wambolt**

Dillon Consulting Limited  
275 Charlotte St  
Sydney, NS  
CANADA B1P 1C6

**Report Date: 2023/10/06**  
Report #: R7848851  
Version: 1 - Final

**CERTIFICATE OF ANALYSIS**

**BUREAU VERITAS JOB #: C3T1552**

**Received: 2023/09/21, 15:55**

Sample Matrix: Soil  
# Samples Received: 1

| Analyses                           | Quantity | Date       | Date       | Laboratory Method | Analytical Method |
|------------------------------------|----------|------------|------------|-------------------|-------------------|
|                                    |          | Extracted  | Analyzed   |                   |                   |
| Metals Solids Acid Extr. ICPMS (1) | 1        | 2023/10/05 | 2023/10/05 | ATL SOP 00058     | EPA 6020B R2 m    |

**Remarks:**

Bureau Veritas is accredited to ISO/IEC 17025 for specific parameters on scopes of accreditation. Unless otherwise noted, procedures used by Bureau Veritas are based upon recognized Provincial, Federal or US method compendia such as CCME, MELCCFP, EPA, APHA.

All work recorded herein has been done in accordance with procedures and practices ordinarily exercised by professionals in Bureau Veritas' profession using accepted testing methodologies, quality assurance and quality control procedures (except where otherwise agreed by the client and Bureau Veritas in writing). All data is in statistical control and has met quality control and method performance criteria unless otherwise noted. All method blanks are reported; unless indicated otherwise, associated sample data are not blank corrected. Where applicable, unless otherwise noted, Measurement Uncertainty has not been accounted for when stating conformity to the referenced standard.

Bureau Veritas liability is limited to the actual cost of the requested analyses, unless otherwise agreed in writing. There is no other warranty expressed or implied. Bureau Veritas has been retained to provide analysis of samples provided by the Client using the testing methodology referenced in this report. Interpretation and use of test results are the sole responsibility of the Client and are not within the scope of services provided by Bureau Veritas, unless otherwise agreed in writing. Bureau Veritas is not responsible for the accuracy or any data impacts, that result from the information provided by the customer or their agent.

Solid sample results, except biota, are based on dry weight unless otherwise indicated. Organic analyses are not recovery corrected except for isotope dilution methods.

Results relate to samples tested. When sampling is not conducted by Bureau Veritas, results relate to the supplied samples tested.

This Certificate shall not be reproduced except in full, without the written approval of the laboratory.

Reference Method suffix "m" indicates test methods incorporate validated modifications from specific reference methods to improve performance.

\* RPDs calculated using raw data. The rounding of final results may result in the apparent difference.

(1) This test was performed by Bureau Veritas Bedford, 200 Bluewater Rd Suite 105, Bedford, NS, B4B 1G9



Your Project #: 22-3723-4000  
Site Location: LAKE ENON

**Attention: Nadine Wambolt**

Dillon Consulting Limited  
275 Charlotte St  
Sydney, NS  
CANADA B1P 1C6

**Report Date: 2023/10/06**  
Report #: R7848851  
Version: 1 - Final

**CERTIFICATE OF ANALYSIS**

**BUREAU VERITAS JOB #: C3T1552**

**Received: 2023/09/21, 15:55**

Encryption Key



**AUTHORIZED REPORT  
RAPPORT AUTORISÉ**

Bureau Veritas  
06 Oct 2023 15:53:20

Please direct all questions regarding this Certificate of Analysis to:  
Natalie MacAskill, Key Account Specialist  
Email: Natalie.MacAskill@bureauveritas.com  
Phone# (902)567-1255 Ext:17

=====  
This report has been generated and distributed using a secure automated process.  
Bureau Veritas has procedures in place to guard against improper use of the electronic signature and have the required "signatories", as per ISO/IEC 17025, signing the reports.  
For Service Group specific validation, please refer to the Validation Signatures page if included, otherwise available by request. For Department specific Analyst/Supervisor validation names, please refer to the Test Summary section if included, otherwise available by request. This report is authorized by Kathy Martin, Laboratory Manager responsible for Nova Scotia Environmental laboratory operations.



BUREAU  
VERITAS

Bureau Veritas Job #: C3T1552  
Report Date: 2023/10/06

Dillon Consulting Limited  
Client Project #: 22-3723-4000  
Site Location: LAKE ENON

### ELEMENTS BY ATOMIC SPECTROSCOPY (SOIL)

| Bureau Veritas ID                |       | XBD491     |      |          |
|----------------------------------|-------|------------|------|----------|
| Sampling Date                    |       | 2022/12/02 |      |          |
|                                  | UNITS | MW5-D SS10 | RDL  | QC Batch |
| <b>Metals</b>                    |       |            |      |          |
| Acid Extractable Aluminum (Al)   | mg/kg | 12000      | 10   | 8962110  |
| Acid Extractable Antimony (Sb)   | mg/kg | <2.0       | 2.0  | 8962110  |
| Acid Extractable Arsenic (As)    | mg/kg | 6.3        | 2.0  | 8962110  |
| Acid Extractable Barium (Ba)     | mg/kg | 420        | 5.0  | 8962110  |
| Acid Extractable Beryllium (Be)  | mg/kg | <1.0       | 1.0  | 8962110  |
| Acid Extractable Bismuth (Bi)    | mg/kg | <2.0       | 2.0  | 8962110  |
| Acid Extractable Boron (B)       | mg/kg | <50        | 50   | 8962110  |
| Acid Extractable Cadmium (Cd)    | mg/kg | 1.4        | 0.30 | 8962110  |
| Acid Extractable Chromium (Cr)   | mg/kg | 21         | 2.0  | 8962110  |
| Acid Extractable Cobalt (Co)     | mg/kg | 10         | 1.0  | 8962110  |
| Acid Extractable Copper (Cu)     | mg/kg | 19         | 2.0  | 8962110  |
| Acid Extractable Iron (Fe)       | mg/kg | 22000      | 50   | 8962110  |
| Acid Extractable Lead (Pb)       | mg/kg | 84         | 0.50 | 8962110  |
| Acid Extractable Lithium (Li)    | mg/kg | 23         | 2.0  | 8962110  |
| Acid Extractable Manganese (Mn)  | mg/kg | 1500       | 2.0  | 8962110  |
| Acid Extractable Mercury (Hg)    | mg/kg | 0.11       | 0.10 | 8962110  |
| Acid Extractable Molybdenum (Mo) | mg/kg | <2.0       | 2.0  | 8962110  |
| Acid Extractable Nickel (Ni)     | mg/kg | 21         | 2.0  | 8962110  |
| Acid Extractable Rubidium (Rb)   | mg/kg | 11         | 2.0  | 8962110  |
| Acid Extractable Selenium (Se)   | mg/kg | <0.50      | 0.50 | 8962110  |
| Acid Extractable Silver (Ag)     | mg/kg | <0.50      | 0.50 | 8962110  |
| Acid Extractable Strontium (Sr)  | mg/kg | 280        | 5.0  | 8962110  |
| Acid Extractable Thallium (Tl)   | mg/kg | 0.24       | 0.10 | 8962110  |
| Acid Extractable Tin (Sn)        | mg/kg | <1.0       | 1.0  | 8962110  |
| Acid Extractable Uranium (U)     | mg/kg | 1.1        | 0.10 | 8962110  |
| Acid Extractable Vanadium (V)    | mg/kg | 24         | 2.0  | 8962110  |
| Acid Extractable Zinc (Zn)       | mg/kg | 270        | 5.0  | 8962110  |
| RDL = Reportable Detection Limit |       |            |      |          |
| QC Batch = Quality Control Batch |       |            |      |          |



**BUREAU  
VERITAS**

Bureau Veritas Job #: C3T1552  
Report Date: 2023/10/06

Dillon Consulting Limited  
Client Project #: 22-3723-4000  
Site Location: LAKE ENON

### GENERAL COMMENTS

**Results relate only to the items tested.**



BUREAU  
VERITAS

Bureau Veritas Job #: C3T1552  
Report Date: 2023/10/06

Dillon Consulting Limited  
Client Project #: 22-3723-4000  
Site Location: LAKE ENON

### QUALITY ASSURANCE REPORT

| QA/QC                      | Batch      | Init         | QC Type                          | Parameter  | Date Analyzed | Value | Recovery | UNITS | QC Limits |
|----------------------------|------------|--------------|----------------------------------|------------|---------------|-------|----------|-------|-----------|
| 8962110                    | JHY        | Matrix Spike | Acid Extractable Antimony (Sb)   | 2023/10/05 | 101           | %     | 75 - 125 |       |           |
|                            |            |              | Acid Extractable Arsenic (As)    | 2023/10/05 | 113           | %     | 75 - 125 |       |           |
|                            |            |              | Acid Extractable Barium (Ba)     | 2023/10/05 | 98            | %     | 75 - 125 |       |           |
|                            |            |              | Acid Extractable Beryllium (Be)  | 2023/10/05 | 105           | %     | 75 - 125 |       |           |
|                            |            |              | Acid Extractable Bismuth (Bi)    | 2023/10/05 | 109           | %     | 75 - 125 |       |           |
|                            |            |              | Acid Extractable Boron (B)       | 2023/10/05 | 90            | %     | 75 - 125 |       |           |
|                            |            |              | Acid Extractable Cadmium (Cd)    | 2023/10/05 | 105           | %     | 75 - 125 |       |           |
|                            |            |              | Acid Extractable Chromium (Cr)   | 2023/10/05 | 104           | %     | 75 - 125 |       |           |
|                            |            |              | Acid Extractable Cobalt (Co)     | 2023/10/05 | 109           | %     | 75 - 125 |       |           |
|                            |            |              | Acid Extractable Copper (Cu)     | 2023/10/05 | 110           | %     | 75 - 125 |       |           |
|                            |            |              | Acid Extractable Lead (Pb)       | 2023/10/05 | NC            | %     | 75 - 125 |       |           |
|                            |            |              | Acid Extractable Lithium (Li)    | 2023/10/05 | 107           | %     | 75 - 125 |       |           |
|                            |            |              | Acid Extractable Manganese (Mn)  | 2023/10/05 | NC            | %     | 75 - 125 |       |           |
|                            |            |              | Acid Extractable Mercury (Hg)    | 2023/10/05 | 101           | %     | 75 - 125 |       |           |
|                            |            |              | Acid Extractable Molybdenum (Mo) | 2023/10/05 | 113           | %     | 75 - 125 |       |           |
|                            |            |              | Acid Extractable Nickel (Ni)     | 2023/10/05 | 107           | %     | 75 - 125 |       |           |
|                            |            |              | Acid Extractable Rubidium (Rb)   | 2023/10/05 | 96            | %     | 75 - 125 |       |           |
|                            |            |              | Acid Extractable Selenium (Se)   | 2023/10/05 | 105           | %     | 75 - 125 |       |           |
|                            |            |              | Acid Extractable Silver (Ag)     | 2023/10/05 | 105           | %     | 75 - 125 |       |           |
|                            |            |              | Acid Extractable Strontium (Sr)  | 2023/10/05 | NC            | %     | 75 - 125 |       |           |
|                            |            |              | Acid Extractable Thallium (Tl)   | 2023/10/05 | 108           | %     | 75 - 125 |       |           |
|                            |            |              | Acid Extractable Tin (Sn)        | 2023/10/05 | 108           | %     | 75 - 125 |       |           |
|                            |            |              | Acid Extractable Uranium (U)     | 2023/10/05 | 108           | %     | 75 - 125 |       |           |
|                            |            |              | Acid Extractable Vanadium (V)    | 2023/10/05 | 99            | %     | 75 - 125 |       |           |
| Acid Extractable Zinc (Zn) | 2023/10/05 | NC           | %                                | 75 - 125   |               |       |          |       |           |
| 8962110                    | JHY        | Spiked Blank | Acid Extractable Antimony (Sb)   | 2023/10/05 | 110           | %     | 75 - 125 |       |           |
|                            |            |              | Acid Extractable Arsenic (As)    | 2023/10/05 | 103           | %     | 75 - 125 |       |           |
|                            |            |              | Acid Extractable Barium (Ba)     | 2023/10/05 | 101           | %     | 75 - 125 |       |           |
|                            |            |              | Acid Extractable Beryllium (Be)  | 2023/10/05 | 101           | %     | 75 - 125 |       |           |
|                            |            |              | Acid Extractable Bismuth (Bi)    | 2023/10/05 | 104           | %     | 75 - 125 |       |           |
|                            |            |              | Acid Extractable Boron (B)       | 2023/10/05 | 111           | %     | 75 - 125 |       |           |
|                            |            |              | Acid Extractable Cadmium (Cd)    | 2023/10/05 | 104           | %     | 75 - 125 |       |           |
|                            |            |              | Acid Extractable Chromium (Cr)   | 2023/10/05 | 101           | %     | 75 - 125 |       |           |
|                            |            |              | Acid Extractable Cobalt (Co)     | 2023/10/05 | 106           | %     | 75 - 125 |       |           |
|                            |            |              | Acid Extractable Copper (Cu)     | 2023/10/05 | 104           | %     | 75 - 125 |       |           |
|                            |            |              | Acid Extractable Lead (Pb)       | 2023/10/05 | 103           | %     | 75 - 125 |       |           |
|                            |            |              | Acid Extractable Lithium (Li)    | 2023/10/05 | 104           | %     | 75 - 125 |       |           |
|                            |            |              | Acid Extractable Manganese (Mn)  | 2023/10/05 | 103           | %     | 75 - 125 |       |           |
|                            |            |              | Acid Extractable Mercury (Hg)    | 2023/10/05 | 100           | %     | 75 - 125 |       |           |
|                            |            |              | Acid Extractable Molybdenum (Mo) | 2023/10/05 | 108           | %     | 75 - 125 |       |           |
|                            |            |              | Acid Extractable Nickel (Ni)     | 2023/10/05 | 106           | %     | 75 - 125 |       |           |
|                            |            |              | Acid Extractable Rubidium (Rb)   | 2023/10/05 | 101           | %     | 75 - 125 |       |           |
|                            |            |              | Acid Extractable Selenium (Se)   | 2023/10/05 | 106           | %     | 75 - 125 |       |           |
|                            |            |              | Acid Extractable Silver (Ag)     | 2023/10/05 | 104           | %     | 75 - 125 |       |           |
|                            |            |              | Acid Extractable Strontium (Sr)  | 2023/10/05 | 103           | %     | 75 - 125 |       |           |
|                            |            |              | Acid Extractable Thallium (Tl)   | 2023/10/05 | 105           | %     | 75 - 125 |       |           |
|                            |            |              | Acid Extractable Tin (Sn)        | 2023/10/05 | 105           | %     | 75 - 125 |       |           |
|                            |            |              | Acid Extractable Uranium (U)     | 2023/10/05 | 105           | %     | 75 - 125 |       |           |
|                            |            |              | Acid Extractable Vanadium (V)    | 2023/10/05 | 103           | %     | 75 - 125 |       |           |
| Acid Extractable Zinc (Zn) | 2023/10/05 | 108          | %                                | 75 - 125   |               |       |          |       |           |
| 8962110                    | JHY        | Method Blank | Acid Extractable Aluminum (Al)   | 2023/10/05 | <10           | mg/kg |          |       |           |
|                            |            |              | Acid Extractable Antimony (Sb)   | 2023/10/05 | <2.0          | mg/kg |          |       |           |
|                            |            |              | Acid Extractable Arsenic (As)    | 2023/10/05 | <2.0          | mg/kg |          |       |           |
|                            |            |              | Acid Extractable Barium (Ba)     | 2023/10/05 | <5.0          | mg/kg |          |       |           |



BUREAU  
VERITAS

Bureau Veritas Job #: C3T1552  
Report Date: 2023/10/06

Dillon Consulting Limited  
Client Project #: 22-3723-4000  
Site Location: LAKE ENON

### QUALITY ASSURANCE REPORT(CONT'D)

| QA/QC<br>Batch | Init | QC Type | Parameter                        | Date Analyzed | Value | Recovery | UNITS | QC Limits |
|----------------|------|---------|----------------------------------|---------------|-------|----------|-------|-----------|
|                |      |         | Acid Extractable Beryllium (Be)  | 2023/10/05    | <1.0  |          | mg/kg |           |
|                |      |         | Acid Extractable Bismuth (Bi)    | 2023/10/05    | <2.0  |          | mg/kg |           |
|                |      |         | Acid Extractable Boron (B)       | 2023/10/05    | <50   |          | mg/kg |           |
|                |      |         | Acid Extractable Cadmium (Cd)    | 2023/10/05    | <0.30 |          | mg/kg |           |
|                |      |         | Acid Extractable Chromium (Cr)   | 2023/10/05    | <2.0  |          | mg/kg |           |
|                |      |         | Acid Extractable Cobalt (Co)     | 2023/10/05    | <1.0  |          | mg/kg |           |
|                |      |         | Acid Extractable Copper (Cu)     | 2023/10/05    | <2.0  |          | mg/kg |           |
|                |      |         | Acid Extractable Iron (Fe)       | 2023/10/05    | <50   |          | mg/kg |           |
|                |      |         | Acid Extractable Lead (Pb)       | 2023/10/05    | <0.50 |          | mg/kg |           |
|                |      |         | Acid Extractable Lithium (Li)    | 2023/10/05    | <2.0  |          | mg/kg |           |
|                |      |         | Acid Extractable Manganese (Mn)  | 2023/10/05    | <2.0  |          | mg/kg |           |
|                |      |         | Acid Extractable Mercury (Hg)    | 2023/10/05    | <0.10 |          | mg/kg |           |
|                |      |         | Acid Extractable Molybdenum (Mo) | 2023/10/05    | <2.0  |          | mg/kg |           |
|                |      |         | Acid Extractable Nickel (Ni)     | 2023/10/05    | <2.0  |          | mg/kg |           |
|                |      |         | Acid Extractable Rubidium (Rb)   | 2023/10/05    | <2.0  |          | mg/kg |           |
|                |      |         | Acid Extractable Selenium (Se)   | 2023/10/05    | <0.50 |          | mg/kg |           |
|                |      |         | Acid Extractable Silver (Ag)     | 2023/10/05    | <0.50 |          | mg/kg |           |
|                |      |         | Acid Extractable Strontium (Sr)  | 2023/10/05    | <5.0  |          | mg/kg |           |
|                |      |         | Acid Extractable Thallium (Tl)   | 2023/10/05    | <0.10 |          | mg/kg |           |
|                |      |         | Acid Extractable Tin (Sn)        | 2023/10/05    | <1.0  |          | mg/kg |           |
|                |      |         | Acid Extractable Uranium (U)     | 2023/10/05    | <0.10 |          | mg/kg |           |
|                |      |         | Acid Extractable Vanadium (V)    | 2023/10/05    | <2.0  |          | mg/kg |           |
|                |      |         | Acid Extractable Zinc (Zn)       | 2023/10/05    | <5.0  |          | mg/kg |           |
| 8962110        | JHY  | RPD     | Acid Extractable Aluminum (Al)   | 2023/10/05    | 1.2   |          | %     | 35        |
|                |      |         | Acid Extractable Antimony (Sb)   | 2023/10/05    | NC    |          | %     | 35        |
|                |      |         | Acid Extractable Arsenic (As)    | 2023/10/05    | 0.085 |          | %     | 35        |
|                |      |         | Acid Extractable Barium (Ba)     | 2023/10/05    | 0.23  |          | %     | 35        |
|                |      |         | Acid Extractable Beryllium (Be)  | 2023/10/05    | NC    |          | %     | 35        |
|                |      |         | Acid Extractable Bismuth (Bi)    | 2023/10/05    | NC    |          | %     | 35        |
|                |      |         | Acid Extractable Boron (B)       | 2023/10/05    | NC    |          | %     | 35        |
|                |      |         | Acid Extractable Cadmium (Cd)    | 2023/10/05    | 8.8   |          | %     | 35        |
|                |      |         | Acid Extractable Chromium (Cr)   | 2023/10/05    | 0.74  |          | %     | 35        |
|                |      |         | Acid Extractable Cobalt (Co)     | 2023/10/05    | 2.0   |          | %     | 35        |
|                |      |         | Acid Extractable Copper (Cu)     | 2023/10/05    | 1.2   |          | %     | 35        |
|                |      |         | Acid Extractable Iron (Fe)       | 2023/10/05    | 0.076 |          | %     | 35        |
|                |      |         | Acid Extractable Lead (Pb)       | 2023/10/05    | 2.5   |          | %     | 35        |
|                |      |         | Acid Extractable Lithium (Li)    | 2023/10/05    | 2.4   |          | %     | 35        |
|                |      |         | Acid Extractable Manganese (Mn)  | 2023/10/05    | 4.8   |          | %     | 35        |
|                |      |         | Acid Extractable Mercury (Hg)    | 2023/10/05    | 5.4   |          | %     | 35        |
|                |      |         | Acid Extractable Molybdenum (Mo) | 2023/10/05    | 7.1   |          | %     | 35        |
|                |      |         | Acid Extractable Nickel (Ni)     | 2023/10/05    | 6.7   |          | %     | 35        |
|                |      |         | Acid Extractable Rubidium (Rb)   | 2023/10/05    | 5.1   |          | %     | 35        |
|                |      |         | Acid Extractable Selenium (Se)   | 2023/10/05    | 5.1   |          | %     | 35        |
|                |      |         | Acid Extractable Silver (Ag)     | 2023/10/05    | NC    |          | %     | 35        |
|                |      |         | Acid Extractable Strontium (Sr)  | 2023/10/05    | 2.3   |          | %     | 35        |
|                |      |         | Acid Extractable Thallium (Tl)   | 2023/10/05    | 1.3   |          | %     | 35        |
|                |      |         | Acid Extractable Tin (Sn)        | 2023/10/05    | NC    |          | %     | 35        |
|                |      |         | Acid Extractable Uranium (U)     | 2023/10/05    | 4.7   |          | %     | 35        |
|                |      |         | Acid Extractable Vanadium (V)    | 2023/10/05    | 4.1   |          | %     | 35        |



BUREAU  
VERITAS

Bureau Veritas Job #: C3T1552  
Report Date: 2023/10/06

Dillon Consulting Limited  
Client Project #: 22-3723-4000  
Site Location: LAKE ENON

### QUALITY ASSURANCE REPORT(CONT'D)

| QA/QC<br>Batch   | Init | QC Type | Parameter                  | Date Analyzed | Value | Recovery | UNITS | QC Limits |
|--|------|---------|----------------------------|---------------|-------|----------|-------|-----------|
|  |      |         | Acid Extractable Zinc (Zn) | 2023/10/05    | 0.67  |          | %     | 35        |
| <p>Duplicate: Paired analysis of a separate portion of the same sample. Used to evaluate the variance in the measurement.</p> <p>Matrix Spike: A sample to which a known amount of the analyte of interest has been added. Used to evaluate sample matrix interference.</p> <p>Spiked Blank: A blank matrix sample to which a known amount of the analyte, usually from a second source, has been added. Used to evaluate method accuracy.</p> <p>Method Blank: A blank matrix containing all reagents used in the analytical procedure. Used to identify laboratory contamination.</p> <p>NC (Matrix Spike): The recovery in the matrix spike was not calculated. The relative difference between the concentration in the parent sample and the spike amount was too small to permit a reliable recovery calculation (matrix spike concentration was less than the native sample concentration)</p> <p>NC (Duplicate RPD): The duplicate RPD was not calculated. The concentration in the sample and/or duplicate was too low to permit a reliable RPD calculation (absolute difference &lt;= 2x RDL).</p> |      |         |                            |               |       |          |       |           |



BUREAU  
VERITAS

Bureau Veritas Job #: C3T1552  
Report Date: 2023/10/06

Dillon Consulting Limited  
Client Project #: 22-3723-4000  
Site Location: LAKE ENON

## VALIDATION SIGNATURE PAGE

The analytical data and all QC contained in this report were reviewed and validated by:



Bureau Veritas Proprietary Software  
Logiciel Propriétaire de Bureau Veritas

---

Automated Statchk

---

Bureau Veritas has procedures in place to guard against improper use of the electronic signature and have the required "signatories", as per ISO/IEC 17025, signing the reports. For Service Group specific validation, please refer to the Validation Signatures page if included, otherwise available by request. For Department specific Analyst/Supervisor validation names, please refer to the Test Summary section if included, otherwise available by request. This report is authorized by Kathy Martin, Laboratory Manager responsible for Nova Scotia Environmental laboratory operations.